

Code	Category	Number of Shares			% Age of Shares			Number of Share Holders			% of Share Holders			Shares Pledge	
		Demat	Physical	Total	Demat	Physical	Total	Demat	Physical	Total	Demat	Physical	Total	Shares	% of SI
(A)	Promoter Group	0	0	0	0.000	0.000	0.000	0	0	0	0.00	0.00	0.00	0	0.000
1.	Indian	0	0	0	0.000	0.000	0.000	0	0	0	0.00	0.00	0.00	0	0.000
(a)	Individual/HUF	1803659	100	1803759	30.061	0.002	30.063	6	1	7	0.05	0.01	0.06	0	0.000
(b)	Cent. Govt./State Govt(s)	0	0	0	0.000	0.000	0.000	0	0	0	0.00	0.00	0.00	0	0.000
(c)	Bodies Corporate	1520923	0	1520923	25.349	0.000	25.349	4	0	4	0.03	0.00	0.03	0	0.000
(d)	Financial Insti./Banks	0	0	0	0.000	0.000	0.000	0	0	0	0.00	0.00	0.00	0	0.000
(e)	Any Other(Specify)	0	0	0	0.000	0.000	0.000	0	0	0	0.00	0.00	0.00	0	0.000
(ei)	PAC-Individuals	0	0	0	0.000	0.000	0.000	0	0	0	0.00	0.00	0.00	0	0.000
(eii)	Mutual Fund	0	0	0	0.000	0.000	0.000	0	0	0	0.00	0.00	0.00	0	0.000
(eiii)	PAC-Body Corporate	0	0	0	0.000	0.000	0.000	0	0	0	0.00	0.00	0.00	0	0.000
(eiv)	Non Govt. Institutions	0	0	0	0.000	0.000	0.000	0	0	0	0.00	0.00	0.00	0	0.000
	Sub Total(A)(1)	3324502	100	3324602	55.410	0.002	55.411	10	1	11	0.08	0.01	0.09	0	0.000
2.	Foreign	0	0	0	0.000	0.000	0.000	0	0	0	0.00	0.00	0.00	0	0.000
a	Individual(NRI/Frgn.Ind)	0	0	0	0.000	0.000	0.000	0	0	0	0.00	0.00	0.00	0	0.000
b	Bodies Corporate	0	0	0	0.000	0.000	0.000	0	0	0	0.00	0.00	0.00	0	0.000
c	Institution	0	0	0	0.000	0.000	0.000	0	0	0	0.00	0.00	0.00	0	0.000
d	Any Other(Specify)	0	0	0	0.000	0.000	0.000	0	0	0	0.00	0.00	0.00	0	0.000
	Sub Total(A)(2)	0	0	0	0.000	0.000	0.000	0	0	0	0.00	0.00	0.00	0	0.000
	Total Promoter Group(A)	3324502	100	3324602	55.410	0.002	55.411	10	1	11	0.08	0.01	0.09	0	0.000
(B)	Public Shareholding	0	0	0	0.000	0.000	0.000	0	0	0	0.00	0.00	0.00	0	0.000
1	Institutions	0	0	0	0.000	0.000	0.000	0	0	0	0.00	0.00	0.00	0	0.000
(a)	Mutual Fund	0	0	0	0.000	0.000	0.000	0	0	0	0.00	0.00	0.00	0	0.000
(b)	Financial Inst./Banks	0	0	0	0.000	0.000	0.000	0	0	0	0.00	0.00	0.00	0	0.000
(c)	Cent. Govt./State Govt(s)	0	0	0	0.000	0.000	0.000	0	0	0	0.00	0.00	0.00	0	0.000
(d)	Venture Capital Funds	0	0	0	0.000	0.000	0.000	0	0	0	0.00	0.00	0.00	0	0.000
(e)	Insurance Companies	0	0	0	0.000	0.000	0.000	0	0	0	0.00	0.00	0.00	0	0.000
(f)	Foreign Inst Investors	0	0	0	0.000	0.000	0.000	0	0	0	0.00	0.00	0.00	0	0.000
(g)	Frgn vent. Capital Inve.	0	0	0	0.000	0.000	0.000	0	0	0	0.00	0.00	0.00	0	0.000
(h)	Any Other(Specify)	0	0	0	0.000	0.000	0.000	0	0	0	0.00	0.00	0.00	0	0.000
	Sub Total(B)(1)	0	0	0	0.000	0.000	0.000	0	0	0	0.00	0.00	0.00	0	0.000

For GSB FINANCE LTD.


 13
Director

Code	Category	Number of Shares			% Age of Shares			Number of Share Holders			% of Share Holders			Shares Pledge	
		Demat	Physical	Total	Demat	Physical	Total	Demat	Physical	Total	Demat	Physical	Total	Shares	% Of St
B 2	Non Institutions	0	0	0	0.000	0.000	0.000	0	0	0	0.00	0.00	0.00	0	0.000
(i)	Bodies Corporate	234972	41300	296272	3.916	1.022	4.938	52	49	101	0.41	0.39	0.80	0	0.000
(ii)	Corporate Client Bene	0	0	0	0.000	0.000	0.000	0	0	0	0.00	0.00	0.00	0	0.000
(iii)	Corporate Client Margin	0	0	0	0.000	0.000	0.000	0	0	0	0.00	0.00	0.00	0	0.000
(iiii)	Corporate Body (Offers)	0	0	0	0.000	0.000	0.000	0	0	0	0.00	0.00	0.00	0	0.000
(b)	Individuals	0	0	0	0.000	0.000	0.000	0	0	0	0.00	0.00	0.00	0	0.000
F	Share Capital <= 100000	835392	1203593	2038985	13.923	20.060	33.983	3381	9110	12491	26.78	72.15	98.93	0	0.000
IF	Share Capital > 100000	333451	0	333451	5.558	0.000	5.558	13	0	13	0.10	0.00	0.10	0	0.000
(c)	Any Other (Specify)	0	0	0	0.000	0.000	0.000	0	0	0	0.00	0.00	0.00	0	0.000
(ci)	NRI Individuals (Non Rep)	400	0	400	0.007	0.000	0.007	4	0	4	0.03	0.00	0.03	0	0.000
(cii)	OCB	0	0	0	0.000	0.000	0.000	0	0	0	0.00	0.00	0.00	0	0.000
(ciis)	Non-Domestic Company	0	0	0	0.000	0.000	0.000	0	0	0	0.00	0.00	0.00	0	0.000
(ciiv)	NRI (Repatriation)	6210	0	6210	0.104	0.000	0.104	5	0	5	0.04	0.00	0.04	0	0.000
		0	0	0	0.000	0.000	0.000	0	0	0	0.00	0.00	0.00	0	0.000
	Sub Total (B)(2)	1410425	1264893	2675318	23.507	21.082	44.589	3455	9159	12614	27.36	72.54	99.90	0	0.000
	Total Public (B)	1410425	1264893	2675318	23.507	21.082	44.589	3455	9159	12614	27.36	72.54	99.90	0	0.000
	Total (A)+(B)	4735007	1264993	6000000	78.917	21.083	100.000	3465	9160	12625	27.44	72.55	99.99	0	0.000
(C)	Cost agnst Depst Receipt	0	0	0	0.000	0.000	0.000	0	0	0	0.00	0.00	0.00	0	0.000
1.	Promoter & Promoter Grp	0	0	0	0.000	0.000	0.000	0	0	0	0.00	0.00	0.00	0	0.000
2.	Public	0	0	0	0.000	0.000	0.000	0	0	0	0.00	0.00	0.00	0	0.000
	Grand Total (A)+(B)+(C)	4735007	1264993	6000000	78.917	21.083	100.000	3465	9160	12625	27.44	72.55	99.99	0	0.000
	Others	0	0	0	0.000	0.000	0.000	0	0	0	0.00	0.00	0.00	0	0.000
	In Transit (Demat Shares)	0	0	0	0.000	0.000	0.000	0	0	0	0.00	0.00	0.00	0	0.000
	Grand Totals :	4735007	1264993	6000000	78.917	21.083	100.000	3465	9160	12625	27.44	72.55	100.00	0	0.000

Physical / Electronic Shareholding Pattern.

Category	No. of Shares	%age of Share To Total	Number of ShareHolders	%age to Total
C. D. S. L.	3,92,272	6.538	1,147	9.084
N. S. D. L.	43,42,735	72.379	2,319	18.367
Physical	12,64,993	21.083	9,160	72.549
In Transit (Demat)	0	0.000		
Totals	60,00,000	100.000	12,626	100.000
PROMOTERS	33,24,682	55.411		
NON PROMOTERS	26,75,318	44.589		

For GSB FINANCE LTD.


13
Director

(1)(a) Statement showing Shareholding of persons belonging to the category
"Promoter and Promoter Group"

Sr. No.	Name of the Shareholder	Details of Shrs Held.		Encumbered/pledge.		Details of Warr.		Details of Conv.		% of Diluted Share Capital	Category
		Nos of Shares	% of Total Shrs	Nos of Shares	% of Shares	Warrants Held	% of Warr	Securities Held	% of Held		
1	GIRDHARI SAGARMAL BIYANI	349103	5.010303							5.010303	Individual/HUF
2	GIRDHARILAL BIYANI (HUF)	7009	0.116667							0.116667	Individual/HUF
3	GSB CAPITAL MARKETS LIMITED	5825	0.097083							0.097083	Bodies Corporate
4	GSB CAPITAL MARKETS LTD.	570000	9.500000							9.500000	Bodies Corporate
5	GSB SECURITIES PVT LTD.	570000	9.500000							9.500000	Bodies Corporate
6	GSB SHARE CUSTODIAN SERVICES LTD	375098	6.251633							6.251633	Bodies Corporate
7	NEELAM RAMAKANT BIYANI	461533	7.692217							7.692217	Individual/HUF
8	RAOHKA G BIYANI	100	0.001667							0.001667	Individual/HUF
9	RAOHKA GIRDHARI BIYANI	4900	0.081667							0.081667	Individual/HUF
10	RAMAKANT SAGARMAL BIYANI	547547	9.125783							9.125783	Individual/HUF
11	SUSHMA GIRDHARI BIYANI	433576	7.226267							7.226267	Individual/HUF
Total		3324682	55.411367	0.000000	0.000000	0	0.000000	0	0.000000	55.411367	

For GSB FINANCE LTD.



13
Director

GSB FINANCE LIMITED

As On 31/12/2014 Page No : 1

(D) Statement showing Shareholding of persons belonging to the category "Public" and holding more than 1% of the total number of shares.

Sr. No.	Name of the Shareholder	Nos of Shares Held	% of Share to Total Nos Of Share	Details Of Warr.		Details Of Conv. Securities		% of Diluted Share Capital
				Warrants Held	% of Warr	Held	% of	
1	TRINITY REALTY AND FININVEST	145983	2.433050					2.433050
Total		145983	2.433050	0	0.000000	0	0.000000	2.433050

For GSB FINANCE LTD.


Director

(I/c) Statement showing Shareholding of persons (together with PAC) belonging to the category "Public" and holding more than 5% of the total number of shares

Sr. No.	Name of the Shareholder	Nos of Shares Held	% of Share to Total Nos Of Share	Details Of Warr.		Details Of Conv. Securities % of		% of Diluted Share Capital
				Warrants Held	% of Warr	Held	% of Held	
1. NIL								
Total				0	0.000000	0	0.000000	0.000000

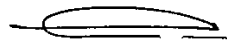
For GSB FINANCE LTD.


 B.
Director

(II)(a) Statement showing details of Depository Receipts(DRs)

Sr. No.	Type of Outstanding DRS(ADRs, GDRs, SDRs)	Nos of Outstanding DRS	Nos of DRS Shares	% of DR Share to Total Nos of Share
1	NIL	0		
Total				

For GSB FINANCE LTD.

 B.
Director


(II)(b) Statement showing Holdings of Depository Receipts(DRs), Where Underlying Shares held by 'promoter/promoter group' are in excess of 1% of the total number of shares

Sr. No.	Name of DR Holder	Type of Outstanding DRs(ADRs, GDRs, SDRs)	Nos of DRs Shares	% of DR Share to Total Nos of Share
---------	-------------------	---	-------------------	-------------------------------------

1	MIL			
---	-----	--	--	--

Total:

For GSB FINANCE LTD.

 B.
Director