


(1)(a) Statement showing Shareholding Pattern

Name of the Company: <b>GTN TEXTILES LIMITED</b>			
Scrip Code	: 532744		
Name of the scrip	: GTNTEX		
class of security:	: EQUITY		
<b>Quarter ended: : 31<sup>ST</sup> DECEMBER, 2014</b>			
Partly paid-up shares:-	No. of partly paid-up shares	As a % of total no. of partly paid-up Shares	As a % of total no. of shares of the company
Held by promoter/promoter group	NA	NA	NA
Held by public	NA	NA	NA
<b>Total</b>			
Outstanding convertible securities:-	No. of outstanding securities	As a % of total no. of outstanding convertible securities	As a % of total no. of shares of the company, assuming full conversion of the convertible securities
Held by promoter/promoter group	NA	NA	NA
Held by public	NA	NA	NA
<b>Total</b>			
Warrants:-	No. of warrants	As a % of total no. of warrants	As a % of total no. of shares of the company, assuming full conversion of Warrants
Held by promoter/promoter group	NA	NA	NA
Held by public	NA	NA	NA
<b>Total</b>			
<b>Total paid-up capital of the company, assuming full conversion of warrants and convertible securities</b>	<b>11640478 Equity Shares of Rs.10/-each aggregating Rs.1164 lakhs</b>		



Category Code	Category of Shareholder	No of Shareholders	Total number of shares	Number of shares held in dematerialized form	Total shareholding as a percentage of total number of shares		Shares pledged or otherwise encumbered	
					As a percentage of (A+B)	As a percentage of (A+B+C)	No of Shares	As a percentage
(i)	(ii)	(iii)	(iv)	(v)	(vi)	(vii)	(viii)	(ix)= (viii)/ (iv) *100
(A)	<b>Shareholding of Promoter and Promoter Group</b>							
(1)	Indian							
(a)	Individuals/Hindu Undivided Family	14	5022089	5022089	43.14	43.14	NA	NA
(b)	Central Government/State Government(s)							
(c)	Bodies Corporate							
(d)	Financial Institutions/Banks	6	2228349	2228349	19.15	19.15	NA	NA
(e)	Any Other (specify)							
	<b>Sub-Total (A) (1)</b>	<b>20</b>	<b>7250438</b>	<b>7250438</b>	<b>62.29</b>	<b>62.29</b>	<b>NA</b>	<b>NA</b>
(2)	Foreign							
(a)	Individuals (Non-Resident Individuals/Foreign Individuals)							
(b)	Bodies Corporate							
(c)	Institutions							
(d)	Any Other (specify)							
	<b>Sub-Total (A) (2)</b>							
	<b>Total Shareholding of Promoter and Promoter Group (A)=(A)(1)+(A)(2)</b>	<b>20</b>	<b>7250438</b>	<b>7250438</b>	<b>62.29</b>	<b>62.29</b>	<b>NA</b>	<b>NA</b>



Category Code	Category of Shareholder	No of Share-holders	Total number of shares	Number of shares held in dematerialized form	Total shareholding as a percentage of total number of shares			Shares pledged or otherwise encumbered
					As a percentage of (A+B) (vi)	As a percentage of (A+B+C) (vii)	No of Shares (viii)	
(i)	(ii)	(iii)	(iv)	(v)	(vi)	(vii)	(viii)	(ix) = (viii)/ (iv) *100
<b>(B)</b>	<b>Public shareholding***</b>							
<b>(1)</b>	<b>Institutions</b>							
(a)	Mutual Funds/UTI	8	1686	300	0.01	0.01	NA	NA
(b)	Financial Institutions/Banks	1	42		0.00	0.00	NA	NA
(c)	Central Government/State Government(s)							
(d)	Venture Capital Funds							
(e)	Insurance Companies	3	87377	87277	0.75	0.75	NA	NA
(f)	Foreign Institutional Investors	6	2000		0.02	0.02	NA	NA
(g)	Foreign Venture capital investors							
(h)	Qualified Foreign Investor							
(i)	Any Other (specify)							
	- Foreign Banks	1	800	800	0.01	0.01	NA	NA
	<b>Sub-Total (B)(1)</b>	<b>19</b>	<b>91905</b>	<b>88377</b>	<b>0.79</b>	<b>0.79</b>	<b>NA</b>	<b>NA</b>
<b>(2)</b>	<b>Non Institutions</b>							
(a)	Bodies Corporate	226	327401	315300	2.81	2.81	NA	NA
(b)	Individuals	23909	2832547	2343786	24.33	24.33	NA	NA
	i) Individual shareholders holding nominal share capital upto Rs.1 lakh.							
	ii) Individual shareholders holding nominal share capital in excess of Rs. 1 lakh	38	1088922	1071222	9.35	9.35	NA	NA
(c)	Qualified Foreign Investor							
(d)	Any other (specify)							
	CLEARING MEMBER	28	42546	42546	0.37	0.37	NA	NA
	NRI	23	6719	6719	0.06	0.06	NA	NA
	<b>Sub-total (B) (2)</b>	<b>24224</b>	<b>4298135</b>	<b>3779573</b>	<b>36.92</b>	<b>36.92</b>	<b>NA</b>	<b>NA</b>




Category Code	Category of Shareholder	No of Shareholders	Total number of shares	Number of shares held in dematerialized form	Total shareholding as a percentage of total number of shares		Shares pledged or otherwise encumbered	
					As a percentage of (A+B)	As a percentage of (A+B+C)	No of Shares	As a percentage
(i)	(ii)	(iii)	(iv)	(v)	(vi)	(vii)	(viii)	(ix) = (viii)/(iv) * 100
	Total Public Shareholding (B)=(B(1)+B(2))	24243	4390040	3867950	37.71	37.71	NA	NA
	TOTAL (A)+(B)	24263	11640478	11118388	100.00	100.00	NA	NA
(C)	Shares held by Custodians and against which Depository Receipts have been issued	N.A	N.A	N.A	N.A	N.A	N.A	N.A
(1)	Promoter and Promoter Group	N.A	N.A	N.A	N.A	N.A	N.A	N.A
(2)	Public	N.A	N.A	N.A	N.A	N.A	N.A	N.A
	GRAND TOTAL (A)+(B)+(C)	24263	11640478	11118388	100.00	100.00	N.A	N.A



(1) (b) Statement showing holding of securities (including shares, warrants, convertible securities) of persons belonging to the category "Promoter and Promoter Group"

S.No.	Name of the Shareholder	Details of Shares held		Encumbered shares(*)			Details of warrants			Details of convertible securities		Total shares (including underlying shares assuming full conversion of warrants and convertible securities) as a % of diluted share capital
		No of shares held	As a % of grand total (A)+(B)+(C)	No.	As a percent age	As a % of grand total (A)+(B)+(C) of sub-clause (I)(a)	No of warrants held	As a % total number of warrants of the same class	Number of convertible securities held	As a % total number of convertible securities of the same class		
(I)	(II)	(III)	(IV)	(V)	(VI)=(V)/(III)*100	(VII)	(VIII)	(IX)	(X)	(XI)	(XII)	
1	Binod Kumar Patodia	1192868	10.25	NIL	NIL	NIL	NIL	NIL	NIL	NIL	10.25	
2	Umang Patodia	280686	2.41	NIL	NIL	NIL	NIL	NIL	NIL	NIL	2.41	
3	Ankur Patodia	7500	0.06	NIL	NIL	NIL	NIL	NIL	NIL	NIL	0.06	
4	Prabha Patodia	384960	3.31	NIL	NIL	NIL	NIL	NIL	NIL	NIL	3.31	
5	Mala Patodia	10000	0.09	NIL	NIL	NIL	NIL	NIL	NIL	NIL	0.09	
6	Swati Patodia	10000	0.09	NIL	NIL	NIL	NIL	NIL	NIL	NIL	0.09	
7	Binod Kumar Patodia HUF	1158880	9.96	NIL	NIL	NIL	NIL	NIL	NIL	NIL	9.96	
8	M/s Beekaypee Credit P Ltd	726623	6.24	NIL	NIL	NIL	NIL	NIL	NIL	NIL	6.24	
9	M/s Patodia Exports & Investments P Ltd	641720	5.51	NIL	NIL	NIL	NIL	NIL	NIL	NIL	5.51	
10	M/s Umang Finance P Ltd	696946	5.99	NIL	NIL	NIL	NIL	NIL	NIL	NIL	5.99	
11	Prabha Patodia	297458	2.55	NIL	NIL	NIL	NIL	NIL	NIL	NIL	2.55	
12	Binod Kumar Patodia	2712	0.02	NIL	NIL	NIL	NIL	NIL	NIL	NIL	0.02	
13	Umang Patodia	2446	0.02	NIL	NIL	NIL	NIL	NIL	NIL	NIL	0.02	
14	Mala Patodia	147760	1.27	NIL	NIL	NIL	NIL	NIL	NIL	NIL	1.27	
15	Beekaypee Credit P Ltd	95688	0.82	NIL	NIL	NIL	NIL	NIL	NIL	NIL	0.82	
16	Umang Finance P Ltd	36106	0.31	NIL	NIL	NIL	NIL	NIL	NIL	NIL	0.31	
17	Ankur Patodia	724831	6.23	NIL	NIL	NIL	NIL	NIL	NIL	NIL	6.23	
18	Umang Patodia	551988	4.74	NIL	NIL	NIL	NIL	NIL	NIL	NIL	4.74	
19	Swati Patodia	250000	2.15	NIL	NIL	NIL	NIL	NIL	NIL	NIL	2.15	
20	M/s Patodia Exports & Investments P Ltd.	31266	0.27	NIL	NIL	NIL	NIL	NIL	NIL	NIL	0.27	
	<b>Total:</b>	<b>7250438</b>	<b>62.29</b>								<b>62.29</b>	




**(1) (c) (i) Statement showing holding of securities (including shares, warrants, convertible securities) of persons belonging to the category "Public" and holding more than 1% of the total number of shares.**

Sr.No.	Name of the shareholder	Number of shares Held	Shares as a percentage of total number of shares (i.e., Grand Total (A)+(B)+(C) indicated in Statement at para (l)(a) above)	Details of warrants		Details of convertible securities		Total shares (including underlying shares assuming full conversion of warrants and convertible securities) as a % of diluted share capital
				Number of warrants held	As a % total number of warrants of the same class	Number of convertible securities held	% w.r.t total number of convertible securities of the same class	
01	Vandana Sehgal	184257	1.58	NIL	NIL	NIL	NIL	1.58
02	Jyoti Pandhi	117742	1.01	NIL	NIL	NIL	NIL	1.01
	<b>Total:</b>	<b>301999</b>	<b>2.59</b>					<b>2.59</b>

**(1)(c)(ii) Statement showing holding of securities (including shares, warrants, convertible securities) of persons (together with PAC) belonging to the category "Public" and holding more than 5% of the total number of shares of the company.**

Sr.No.	Name(s) of the shareholder(s) and the Persons Acting in Concert (PAC) with them	Number of shares	Shares as a percentage of total number of shares (i.e., Grand Total (A)+(B)+(C) indicated in Statement at para (l)(a) above)	Details of warrants		Details of convertible securities		Total shares (including underlying shares assuming full conversion of warrants and convertible securities) as a % of diluted share capital
				Number of warrants	As a % total number of warrants of the same class	Number of convertible securities held	% w.r.t total number of convertible securities of the same class	
	NIL	NIL	NIL	NIL	NIL	NIL	NIL	NIL



## (1) (d) Statement showing details of locked-in shares

Sr.No.	Name of the shareholder	Category of Shareholders (Promoters/Public)	Number of Locked-in Shares	Locked-in-Shares as a percentage of total number of shares (i.e., Grand Total (A)+(B)+(C) indicated in statement at para (1)(a) above
	Nil	Nil	Nil	Nil

## (II) (a) Statement showing details of Depository Receipts(DRs)

Sr. No.	Type of outstanding DR (ADRs, GDRs, SDRs, etc.)	Number of outstanding DRs	Number of shares outstanding DRs	Shares underlying outstanding DRs as a percentage of total number of shares [i.e., Grand Total (A)+(B)+(C)indicated in Statement at para (1)(a) above]
	Nil	Nil	Nil	Nil

## (II) (b) Statement showing Holding of Depository Receipts (DRs), where underlying shares held by 'promoter/promoter group' are in excess of 1% of the total number of shares

Sr. No.	Name of the DR Holder	Type of outstanding DR (ADRs, GDRs, SDRs, etc.)	Number of shares underlying outstanding DRs	Shares underlying outstanding DRs as a percentage of total number of shares [i.e., Grand Total (A)+(B)+(C)indicated in Statement at para (1)(a) above]
	Nil	Nil	Nil	Nil

