

Annexure - 6

Introductory sub-table (I)(a)

Revised

Name of the Company: GOODYEAR INDIA LIMITED			
Scrip Code, Name of the scrip, class of security: 500168, GOODYR, EQUITY			
Quarter ended: DECEMBER 31, 2014			
Partly paid-up shares:-		As a % of total no. of partly paid-up shares	As a % of total no. of shares of the company
Held by promoter/promoter group	0		0
Held by public	0		0
Total - D	0		0
Outstanding convertible securities:-			
No. of outstanding securities		As a % of total no. of outstanding convertible securities	As a % of total no. of shares of the company, assuming full conversion of the convertible securities
Held by promoter/promoter group	0		0
Held by public	0		0
Total - E	0		0
Warrants:-			
No. of warrants		As a % of total no. of warrants	As a % of total no. of shares of the company, assuming full conversion of warrants
Held by promoter/promoter group	0		0
Held by public	0		0
Total - F	0		0
Total paid-up capital of the company, assuming full conversion of warrants and convertible securities			
		INR 230665070 (23066507 shares of INR 10 each)	




Statement Showing Shareholding Pattern

Category code	Category of Shareholder	Number of Shareholders	Total number of shares	Table (I)(a)		Total shareholding as a percentage of total number of shares		Shares Pledged or otherwise encumbered
				Number of shares held in dematerialized form	(IV)	(V)	(VI)	
(I)	(II)	(III)	(IV)	(V)	(VI)	(VII)	(VIII)	(IX) = (VIII)/(IV)*100
(A)	Shareholding of Promoter and Promoter Group ²							
1	Indian							
(a)	Individuals/ Hindu Undivided Family							
(b)	Central Government/ State Government(s)	0	0	0	0.00000	0.00000		
(c)	Bodies Corporate	0	0	0	0.00000	0.00000		
(d)	Financial Institutions/ Banks	0	0	0	0.00000	0.00000		
(e)	Any Others(Specify)	0	0	0	0.00000	0.00000		
(e-i)		0	0	0	0.00000	0.00000		
(e-ii)		0	0	0	0.00000	0.00000		
	Sub Total(A)(1)	0	0	0	0.00000	0.00000		
2	Foreign							
a	Individuals (Non-Residents Individuals/ Foreign Individuals)							
b	Bodies Corporate	1	17069215	17069215	0.00000	0.00000		
c	Institutions							
d	Qualified Foreign Investor							
e	Any Others(specify)							
e-i								
e-ii								
	Sub Total(A)(2)	1	17069215	17069215	0.00000	0.00000	0	
	Total Shareholding of Promoter and Promoter Group (A) = (A)(I)+(A)(2)	1	17069215	17069215	0.00000	0.00000	0	




Statement Showing Shareholding Pattern

Category of Shareholder code	Number of Shareholders	Total number of shares	Table (I)(a)		Total shareholding as a percentage of total number of shares	Shares Pledged or otherwise encumbered
			Number of shares held in dematerialized form	As a percentage of (A+B) ¹		
(i)	(iii)	(iv)	(v)	(vi)	(vii)	(viii)
(ii)						(ix) = (viii)/(vii)*100
(B) Public shareholding						
I Institutions						
(a) Mutual Funds/ UTI	10	2089698	2089598	9.05945	9.05945	
(b) Financial Institutions/ Banks	42	10044	2023	0.04354	0.04354	
(c) Central Government/ State Government(s)	0	0	0	0.00000	0.00000	
(d) Venture Capital Funds	0	0	0	0.00000	0.00000	
(e) Insurance Companies	2	3956	0	0.01706	0.01706	
(f) Foreign Institutional Investors	4	48529	48329	0.21039	0.21039	
(g) Foreign Venture Capital Investors				0.00000	0.00000	
(h) Qualified Foreign investor				0.00000	0.00000	
(i) Any Other (specify)				0.00000	0.00000	
(i-ii)				0.00000	0.00000	
(i-iii)				0.00000	0.00000	
Sub-Total (B)(I)	58	2152207	2139950	9.53044	9.33044	




Statement Showing Shareholding Pattern

Category of Shareholder code	Table (I)(a)	Table (I)(a)			Table (I)(a)		Shares Pledged or otherwise encumbered
		Number of Shareholders	Total number of shares	Number of shares held in dematerialized form	As a percentage of (A+B) ¹	As a percentage of (A+B+C)	
(I)	(II)	(III)	(IV)	(V)	(VI)	(VII)	(VIII)
B 2 Non-institutions							$(IX) = (VIII)/(V) \times 100$
(a) Bodies Corporate		411	627201	613646	2.71910	2.71910	
(b) Individuals		23807	2616855	1877263	0.00000	0.00000	
I	Individuals - i. Individual shareholders holding nominal share capital up to Rs 1 lakh	18	354380	354380	1.53634	1.53634	
II	ii. Individual shareholders holding nominal share capital in excess of Rs. 1 lakh.				0.00000	0.00000	
(c) Qualified Foreign Investor							
(d) Any Other (specify)							
(d-i) Trusts		10	6416	6416	0.02782	0.02782	
(d-ii) Non Resident Indian		266	147713	137170	0.64038	0.64038	
Cleaning Members		54	5603	5603	0.02429	0.02429	
Hindu Undivided Families		345	86917	86917	0.37681	0.37681	
Sub-Total (B)(2)		26911	3845085	3081395	16.66956	16.66956	
(B) Total Public Shareholding (B) = (B)(I)+(B)(2)		26969	5997292	5221345	26.00000	26.00000	
TOTAL (A)+(B)		26970	23066507	22290560	100.00000	100.00000	
(C) Shares held by Custodians and against which Depository Receipts have been issued							
1 Promoter and Promoter Group		0	0	0	0.00000	0.00000	
2 Public		0	0	0	0.00000	0.00000	
Sub-Total (C)		0	0	0	0.00000	0.00000	
GRAND TOTAL (A)+(B)+(C)		26970	23066507	22290560	100.00000	100.00000	




Sr.No	Notes
1	
2	
3	
4	
5	
6	
7	
8	
9	



(I)(b) Statement showing holding of securities (including shares, warrants, convertible securities) of persons belonging to the category "Promoter and Promoter Group"

Sr. No.	Name of the shareholder	Details of Shares held		Encumbered shares (%)			Details of warrants		Details of convertible securities		Total shares (including underlying shares assuming full conversion of warrants and convertible securities) as a % of diluted share capital
		Number of shares held	As a % of grand total (A)+(B)+(C)	No.	As a % of grand total (A)+(B)+(C) of sub-clause (I)(a)	Number of warrants held	As a % total number of warrants of the same class	Number of convertible securities held	As a % total number of convertible securities of the same class		
										(i)	
(1)	(ii) GOOD YEAR ORIENT COMPANY (PRIVATE) LIMITE	(iii) 17069215	(iv) 74.00	(v) 0	(vi) 0.00	(vii) 0.00	(viii) 0	(ix) 0	(x) 0	(xi) 0	
TOTAL		17069215	74.00	0	0.00	0.00	0	0	0	0	0

(*) The term "encumbrance" has the same meaning as assigned to it in regulation 28(3) of the SAST Regulations, 2011




(1)(c)(ii) Statement showing holding of securities (including shares, warrants, convertible securities) of persons (together with PAC) belonging to the category "Public" and holding more than 5% of the total number of shares of the company								
Sr. No.	Name(s) of the shareholder(s) and the Persons Acting in Concert (PAC) with them	Number of shares	Shares as a percentage of total number of shares {i.e., Grand Total (A)+(B)+(C) indicated in Statement at para (1)(a) above}	Details of warrants		Details of convertible securities		Total shares (including underlying shares assuming full conversion of warrants and convertible securities) as a % of diluted share capital
				Number of warrants	As a % total number of warrants of the same class	Number of convertible securities held	% w.r.t total number of convertible securities of the same class	
1	SBI MAGNUM SECTOR FUNDS UMBRELLA - EMERGING BUSINESSES FUND	1476590	6.40	0	0	0	0	0
TOTAL		1476590	6.40	0	0	0	0	0




(D)(d) Statement showing details of locked-in shares


Sr. No.	Name of the shareholder	Number of locked-in shares	Locked-in shares as a (%) percentage of total number of shares {i.e., Grand Total (A)+(B)+(C) indicated in Statement at para (D)(a) above}	Promoter / Promoter Group / Public
1	0	0	0.00	0
2	0	0	0.00	0
3	0	0	0.00	0
4	0	0	0.00	0
5	0	0	0.00	0
6	0	0	0.00	0
7	0	0	0.00	0
8	0	0	0.00	0
Total		0	0.00	0



(II)(b) Statement showing holding of Depository Receipts (DRs), where underlying shares held by "promoter/promoter group" are in excess of 1% of the total number of shares

Sr. No.	Name of the DR Holder	Type of outstanding DR (ADRs, GDRs, SDRs, etc.)	Number of shares underlying outstanding DRs	Shares underlying outstanding DRs as a percentage of total number of shares {i.e., Grand Total (A)+(B)+(C) indicated in Statement at para (I)(a) above}
1	0	0	0	0.00
2	0	0	0	0.00
3	0	0	0	0.00
4	0	0	0	0.00
5	0	0	0	0.00
6	0	0	0	0.00
7	0	0	0	0.00
8	0	0	0	0.00
9	0	0	0	0.00
	0	0	0	
TOTAL	0	0	0	0.00



For Secretary

 Company Secretary