



## (1) (a) Statement showing Shareholding Pattern

Name of the Company: Gufic Biosciences Ltd			
Scrip Code, Name of the scrip, class of security: Equity			
BSE- ; NSE- ; Equity			
Quarter ended: 31 <sup>st</sup> December, 2014			
Partly paid-up shares-	No. of partly paid-up shares	As a % of total no. of partly paid-up shares	As a % of total no. of shares of the company
Held by Promoter / Promoter Group	0	0.00	0.00
Held by public	0	0.00	0.00
<b>Total</b>	<b>0</b>	<b>0.00</b>	<b>0.00</b>
Outstanding convertible securities-	No. of outstanding securities	As a % of total No. of outstanding convertible securities	As a % of total no. of shares of the company, assuming full conversion of the convertible securities
Held by Promoter / Promoter Group	0	0.00	0.00
Held by public	0	0.00	0.00
<b>Total</b>	<b>0</b>	<b>0.00</b>	<b>0.00</b>
Warrants-	No. of warrants	As a % of total no. of warrants	As a % of total no. of shares of the company, assuming full conversion of warrants
Held by Promoter / Promoter Group	0	0.00	0.00
Held by public	0	0.00	0.00
<b>Total</b>	<b>0</b>	<b>0.00</b>	<b>0.00</b>
Total paid-up capital of the company assuming full conversion of warrants and convertible securities			77350000



Category Code (I)	Category of shareholder (II)	Number of shareholders (III)	Total number of shares (IV)	Number of shares held in dematerialised form (V)	Total shareholding as a percentage of total number of shares		Shares pledged or otherwise encumbered	
					As a percentage of (A+B) (VI)	As a percentage of (A+B+C) (VII)	Number of shares (VIII)	As a percentage (IX) = (VIII)/(IV)*100
<b>(A)</b>	<b>Promoter and Promoter Group</b>							
<b>1</b>	<b>Indian</b>							
(a)	Individuals/Hindu Undivided Family	5	28273358	28273358	36.55	36.55	0.00	0.00
(b)	Central Government/State Government(s)	0	0	0	0.00	0.00	0.00	0.00
(c)	Bodies Corporate	2	25854287	25854287	33.43	33.43	0.00	0.00
(d)	Financial Institutions / Banks	0	0	0	0.00	0.00	0.00	0.00
(e)	Any Other (specify)	0	0	0	0.00	0.00	0.00	0.00
	<b>Sub Total (A)(1)</b>	<b>7</b>	<b>54127645</b>	<b>54127645</b>	<b>69.98</b>	<b>69.98</b>	<b>0.00</b>	<b>0.00</b>
<b>2</b>	<b>Foreign</b>							
(a)	Individuals (Non-Resident Individuals/Foreign Individuals)	0	0	0	0.00	0.00	0.00	0.00
(b)	Bodies Corporate	0	0	0	0.00	0.00	0.00	0.00
(c)	Institutions	0	0	0	0.00	0.00	0.00	0.00
(d)	Qualified Foreign Investors	0	0	0	0.00	0.00	0.00	0.00
(e)	Any Other (specify)	0	0	0	0.00	0.00	0.00	0.00
	<b>Sub Total (A)(2)</b>	<b>0</b>	<b>0</b>	<b>0</b>	<b>0.00</b>	<b>0.00</b>	<b>0.00</b>	<b>0.00</b>
	<b>Total Shareholding of Promoter and Promoter Group (A)=(A)(1)+(A)(2)</b>	<b>7</b>	<b>54127645</b>	<b>54127645</b>	<b>69.98</b>	<b>69.98</b>	<b>0.00</b>	<b>0.00</b>
<b>(B)</b>	<b>Public shareholding</b>							
<b>1</b>	<b>Institutions</b>							
(a)	Mutual Funds/UTI	0	0	0	0.00	0.00	-	-
(b)	Financial Institutions / Banks	0	0	0	0.00	0.00	-	-
(c)	Central Government/State Government(s)	1	1199517	1199517	1.55	1.55	-	-
(d)	Venture Capital Funds	0	0	0	0.00	0.00	-	-
(e)	Insurance Companies	0	0	0	0.00	0.00	-	-
(f)	Foreign Institutional Investors	0	0	0	0.00	0.00	-	-
(g)	Foreign Venture Capital Investors	0	0	0	0.00	0.00	-	-
(h)	Qualified Foreign Investors	0	0	0	0.00	0.00	-	-
(i)	Any Other (specify)	0	0	0	0.00	0.00	-	-
	<b>Sub Total (B) (1)</b>	<b>1</b>	<b>1199517</b>	<b>1199517</b>	<b>1.55</b>	<b>1.55</b>	-	-
<b>2</b>	<b>Non-institutions</b>							
(a)	Bodies Corporate	249	8672207	8661707	11.21	11.21	-	-
(b) (i)	Individuals - shareholders holding nominal share capital up to Rs 1 Lakh	12436	10983201	10773204	14.20	14.20	-	-
(ii)	Individual shareholders holding nominal share capital in excess of Rs. 1 Lakh	3	1759822	1759822	2.28	2.28	-	-

Category code (I)	Category of shareholder (II)	Number of shareholders (III)	Total number of shares (IV)	Number of shares held in dematerialised form (V)	Total shareholding as a percentage of total number of shares		Shares pledged or otherwise encumbered	
					As a percentage of (A+B) (VI)	As a percentage of (A+B+C) (VII)	Number of shares (VIII)	As a percentage (IX) = (VIII)/(IV)*100
(c)	Qualified Foreign Investors	0	0	0	0.00	0.00	-	-
(d)	Any Other							
i	Non Resident Indians (Repat)	70	155723	155723	0.20	0.20	-	-
ii	Non Resident Indians (Non Repat)	21	49074	49074	0.06	0.06	-	-
iii	Market Maker	17	21930	21930	0.03	0.03	-	-
iv	Clearing Member	64	152592	152592	0.20	0.20	-	-
v	Hindu Undivided Family	121	228289	228289	0.30	0.30	-	-
vi	Trusts	0	0	0	0.00	0.00	-	-
	<b>Sub Total (B)(2)</b>	<b>12981</b>	<b>22022838</b>	<b>21802341</b>	<b>28.47</b>	<b>28.47</b>	-	-
	<b>Total Public Shareholding Public Group (B)=(B)(1)+(B)(2)</b>	<b>12982</b>	<b>23222355</b>	<b>23001858</b>	<b>30.02</b>	<b>30.02</b>	NA	NA
	<b>Total (A)+(B)</b>	<b>12989</b>	<b>77350000</b>	<b>77129503</b>	<b>100.00</b>	<b>100.00</b>		
<b>(C)</b>	<b>Shares held by custodians and against which Depository Receipts have been issued</b>							
i	Promoter and Promoter group	0	0	0	0.00	0.00	0.00	0.00
ii	Public	0	0	0	0.00	0.00	0.00	0.00
	<b>Sub Total (C)</b>	<b>0</b>	<b>0</b>	<b>0</b>	<b>0.00</b>	<b>0.00</b>	<b>0.00</b>	<b>0.00</b>
	<b>GRAND TOTAL (A)+(B)+(C)</b>	<b>12989</b>	<b>77350000</b>	<b>77129503</b>	<b>100.00</b>	<b>100.00</b>	<b>0.00</b>	<b>0.00</b>



(I)(b) Statement showing holding of securities (including shares, warrants, convertible securities) of persons belonging to the category "Promoter and Promoter Group"

Sr. No.	Name of the shareholder	Details of Shares held		Encumbered shares		Details of warrants		Details of convertible securities		Total shares (including underlying shares assuming full conversion of warrants and convertible securities) as a % of diluted share capital
		Number of shares held	As a % of grand total (A)+(B)+(C)	No.	As a percentage (VI)-(V)/(III I)*100	As a % of grand total (A)+(B)+(C) of sub-clause (I)(a)	Number of warrants held	As a % total number of warrants of the same class	Number of convertible securities held	
(I)	(II)	(III)	(IV)	(V)	(VII)	(VIII)	(IX)	(X)	(XI)	(XII)
1	Zircon Finance & Leasing Pvt Limited	20523330	26.53	0	0.00	0	0.00	0	0.00	26.53
2	Jayesh Pannalal Choksi AACPC0001D	18010259	23.28	0	0.00	0	0.00	0	0.00	23.28
3	Pranav Jayesh Choksi ACXPC9050F	6975826	9.02	0	0.00	0	0.00	0	0.00	9.02
4	Gufic Limited	5330957	6.89	0	0.00	0	0.00	0	0.00	6.89
5	Vipula Jayesh Choksi ACXPC2426M	2885273	3.73	0	0.00	0	0.00	0	0.00	3.73
6	Dhyuti Jayesh Choksi ACVPC9747K	402000	0.52	0	0.00	0	0.00	0	0.00	0.52
	<b>TOTAL</b>	<b>54127645</b>	<b>69.98</b>	<b>0</b>	<b>0.00</b>	<b>0</b>	<b>0.00</b>	<b>0</b>	<b>0.00</b>	<b>69.98</b>




(I)(c)(i) Statement showing holding of securities (including shares, warrants, convertible securities) of persons belonging to the category "Public" and holding more than 1% of the total number of shares

Sr. No.	Name of the shareholder	Number of shares held	Shares as a percentage of total number of shares [i.e., Grand Total (A)+(B)+(C) indicated in Statement at para (I)(a) above]	Details of warrants		Details of convertible securities		Total shares (including underlying shares assuming full conversion of warrants and convertible securities) as a % of diluted share capital
				Number of warrants held	As a % total number of warrants of the same class	Number of convertible securities held	% w.r.t total number of convertible securities of the same class	
1	Sambhav Properties Pvt Ltd AAGCS4376L	7741550	10.01	0	0.00	0	0.00	10.01
2	United India Insurance Co Ltd AAACU5552C	1199517	1.55	0	0.00	0	0.00	1.55
3	Seema Anil Shah	1457437	1.88	0	0.00	0	0.00	1.88
	<b>TOTAL</b>	<b>10398504</b>	<b>13.44</b>	<b>0</b>	<b>0.00</b>	<b>0</b>	<b>0.00</b>	<b>13.44</b>

(I)(c)(ii) Statement showing holding of securities (including shares, warrants, convertible securities) of persons (together with PAC) belonging to the category "Public" and holding more than 5% of the total number of shares of the company

Sr. No.	Name(s) of the shareholder(s) and the Persons Acting in Concert (PAC) with them	Number of shares	Shares as a percentage of total number of shares [i.e., Grand Total (A)+(B)+(C) indicated in Statement at para (I)(a) above]	Details of warrants		Details of convertible securities		Total shares (including underlying shares assuming full conversion of warrants and convertible securities) as a % of diluted share capital
				Number of warrants	As a % total number of warrants of the same class	Number of convertible securities held	% w.r.t total number of convertible securities of the same class	
1	Sambhav Properties Pvt Ltd AAGCS4376L	7741550	10.01	0	0.00	0	0.00	10.01
	<b>TOTAL</b>	<b>7741550</b>	<b>10.01</b>	<b>0</b>	<b>0.00</b>	<b>0</b>	<b>0.00</b>	<b>10.01</b>



<u>Statement showing details of locked-in shares</u>				
(I)(d)				
St. No.	Name of the shareholder	Category of shareholder (Promoters/Public)	Number of Locked in Shares	Locked-in shares as a percentage of total number of shares {i.e., Grand Total (A)+(B)+(C) indicated in Statement at para (I)(a) above}
1	NIL			0.00
<b>TOTAL</b>			<b>0</b>	<b>0</b>



(II)(a) Statement showing details of Depository Receipts (DRs)

(II)(a)	Statement showing details of Depository Receipts (DRs)			
Sr. No.	Type of outstanding DR (ADRs, GDRs, SDRs, etc.)	Number of outstanding DRs	Number of shares underlying outstanding DRs	Shares underlying outstanding DRs as a percentage of total number of shares {i.e., Grand Total (A)+(B)+(C) indicated in Statement at para (I)(a) above}
1	NIL	NIL	NIL	NIL
TOTAL		NIL	NIL	NIL



Statement showing holding of Depository Receipts (DRs), where underlying shares held by "Promoter/ Promoter Group" are in excess of 1% of the total number of shares

(II) (b)

Sr. No.	Name of the DR Holder	Type of outstanding DR (ADRs, GDRs, SDRs, etc.)	Number of shares underlying outstanding DRs	Shares underlying outstanding DRs as a percentage of total number of shares {i.e., Grand Total (A)+(B)+(C) indicated in Statement at para (I)(a) above}
1	NIL	NIL	NIL	NIL
TOTAL		NIL	NIL	NIL

