



Introductory sub-table (I)(a)			
Name of the Company: GUJARAT APOLLO INDUSTRIES LIMITED			
Scrip Code, Name of the scrip, class of security: BSE : 522217 NSE : GUJAPOLLO; Name of the scrip : -----; class of security : EQUITY			
Quarter ended: 31st December, 2014			
Partly paid-up shares:-	No. of partly paid-up shares	As a % of total no. of partly paid-up shares	As a % of total no. of shares of the company
Held by promoter/promoter group	0	0	0
Held by public	0	0	0
Total - D	0	0	0
Outstanding convertible securities:-	No. of outstanding securities	As a % of total no. of outstanding convertible securities	As a % of total no. of shares of the company, assuming full conversion of the convertible securities
Held by promoter/promoter group	0	0	0
Held by public	0	0	0
Total - E	0	0	0
Warrants:-	No. of warrants	As a % of total no. of warrants	As a % of total no. of shares of the company, assuming full conversion of warrants
Held by promoter/promoter group	0	0	0
Held by public	0	0	0
Total - F	0	0	0
Total paid-up capital of the company, assuming full conversion of warrants and convertible securities (Grand Total (A+B+C)+ D+E+F)	15155327	0	0


 Director

Statement Showing Shareholding Pattern

Category code	Category of Shareholder	Number of Shareholders	Table (I)(a)		Total shareholding as a percentage of total number of shares (A+B+C)	Shares Pledged or otherwise encumbered
			Total number of shares	Number of shares held in dematerialized form		
(A)	(B)	(C)	(D)	(E)	(F)	(G)
(A)	Shareholding of Promoter and Promoter Group ¹					
1	India					
(a)	Individuals/Hindu Undivided Family	36	6778973	6778973	44.73	0.00
(b)	Central Government/State Government(s)				0.00	#DIV/0!
(c)	Bodies Corporate	1	921401	921401	6.08	0.00
(d)	Financial Institutions/Banks				0.00	#DIV/0!
(e)	Any Others(Specific)				0.00	#DIV/0!
(e-i)					0.00	#DIV/0!
(e-ii)					0.00	#DIV/0!
	Sub Total(A)(I)	37	7700374	7700374	50.81	0.00
2	Foreign					
(a)	Individuals (Non-Residents Individuals/ Foreign Individuals)	5	769918	769918	5.08	0.00
(b)	Bodies Corporate				0.00	#DIV/0!
(c)	Institutions				0.00	#DIV/0!
(d)	Any Others(Specific)				0.00	#DIV/0!
(d-i)					0.00	#DIV/0!
(d-ii)					0.00	#DIV/0!
	Sub Total(A)(2)	5	769918	769918	5.08	0.00
	Total Shareholding of Promoter and Promoter	42	8470292	8470292	55.89	0.00
(B)	Public shareholding					
1	Institutions					
(a)	Mutual Funds/UTI	4	12138	12138	0.00	0.30
(b)	Financial Institutions/Banks				0.08	16.16
(c)	Central Government/State Government(s)				0.00	0.30
(d)	Venture Capital Funds				0.00	0.30
(e)	Insurance Companies				0.00	0.30
(f)	Foreign Institutional Investors	1	66028	66028	0.44	0.44
(g)	Foreign Venture Capital Investors				0.00	0.30
(h)	Any Other (specify)				0.00	0.30
(h-i)					0.00	0.30
(h-ii)					0.00	0.30
	Sub-Total (B)(1)	5	78166	78166	0.52	16.16
2	Non-Institutions	200	1431148	1431173	9.44	2.51
(a)	Bodies Corporate				0.00	
(b)	Individuals	9261	3016213	2684485	19.90	0.44
I	Individuals - i. Individual shareholders holding nominal share capital up to Rs. 1 lakh	45	1790743	1779493	11.82	0.00
II	Individuals - ii. Individual shareholders holding nominal share capital in excess of Rs. 1 lakh	67	28323	28323	0.19	1.06
(c)	Any Other (specify)					
(c-i)	Clearing Member	174	192807	192807	1.27	
(c-ii)	Non Resident Indians (REPAT)	52	143193	143193	0.94	
(c-iii)	Non Resident Indians (NON REPAT)	1	4442	4442	0.03	
(c-iv)	Trusts	9800	6066869	6262916	43.59	0.5341
	Sub-Total (B)(2)	9805	6685035	6341082	44.11	0.55
(B)	Total Public Shareholding (B)= (B)(I)+(B)(2)	9847	15155327	14811374	100.00	0.24
(C)	Shares held by Custodians and against Depository Receipts have been issued which					
1	Promoter and Promoter Group				0.00	#DIV/0!
2	Public				0.00	
	Sub-Total (C)	0	0	0	0.00	
	GRAND TOTAL (A)+(B)+(C)	9847	15155327	14811374	100.00	0.24



 Director

Sr.No	Notes
1	Kindly note that, Rashmikant Haribhai Patel HUF (holding 170000 shares), being part of promoter group was erroneously mentioned in the list of public in SHP dated 30.09.2014 and have been again added to promoter's group.
2	
3	
4	
5	
6	
7	
8	
9	

FOR, CHARTERED ACCOUNTANTS


 COMPANY SECRETARY

Sr. No.	Name of the shareholder	Total shares held			Encumbered shares (*)			Details of Warrants		Details of Convertible Securities		Total shares (including full conversion of warrants and convertible securities) as a % of diluted share Capital
		Number of shares	As a % of grand total (A)+(B)+(C)	Number	As a percentage	As a % of grand total (A)+(B)+(C) of sub-clause (IXa)	Number of warrants held	As a % total number of warrants the same class	Number of convertible securities held	As a % total number of convertible securities of the same class		
(I)	(II)	(III)	(IV)	(V)	(VI)=(V)/(III)*100	(VII)	(VIII)	(IX)	(X)	(XI)	(XII)	
1	Anand A Patel	1189000	7.85	NIL	N.A.	N.A.						
2	Nayna Asit Patel	27100	0.18	NIL	N.A.	N.A.						
3	Asit Patel	5000	0.03	NIL	N.A.	N.A.						
4	Maulikumar Manilal Patel	421705	2.78	NIL	N.A.	N.A.						
5	Manilal Virchanddas Patel	202639	1.34	NIL	N.A.	N.A.						
6	Manjulaben Rashmibhai Patel	200000	1.32	NIL	N.A.	N.A.						
7	Janardan Jayantilal Raval	69000	0.46	NIL	N.A.	N.A.						
8	Asit Anilkumar Patel HUF	2150528	14.19	NIL	N.A.	N.A.						
9	Anilkumar Tribhovandas Patel	162724	1.07	NIL	N.A.	N.A.						
10	Pravin Purshottamdas Patel	62500	0.41	NIL	N.A.	N.A.						
11	Dhruv Ashokbhai Patel	145867	0.96	NIL	N.A.	N.A.						
12	Rashmikant Harbhai Patel	163000	1.08	NIL	N.A.	N.A.						
13	Shardaben Anilkumar Patel	56776	0.37	NIL	N.A.	N.A.						
14	Parul Pravin Patel	11050	0.07	NIL	N.A.	N.A.						
15	Sudhaben Janardan Raval	20700	0.14	NIL	N.A.	N.A.						
16	Anu Asit Patel	94525	0.62	NIL	N.A.	N.A.						
17	Arun Asit Patel	94078	0.62	NIL	N.A.	N.A.						
18	Amitkumar Janardanbhai Raval	31500	0.21	NIL	N.A.	N.A.						
19	Pravin Purshottamdas Patel	6255	0.04	NIL	N.A.	N.A.						
20	Ajitkumar Tribhovandas Patel HUF	225000	1.48	NIL	N.A.	N.A.						
21	Arvindbhai Tribhovandas Patel HUF	14657	0.10	NIL	N.A.	N.A.						
22	Ajitkumar Tribhovandas Patel	294761	1.94	NIL	N.A.	N.A.						
23	Roy Asit Patel	105000	0.69	NIL	N.A.	N.A.						
24	Aryan Anand Patel	35200	0.23	NIL	N.A.	N.A.						
25	Manankumar Manibhai Patel	444933	2.94	NIL	N.A.	N.A.						
26	Apollo Infratech Private Ltd	921401	6.08	NIL	N.A.	N.A.						
27	Mitul Ajitkumar Patel	120000	0.79	NIL	N.A.	N.A.						
28	Mitul A. Patel	100000	0.66	NIL	N.A.	N.A.						
29	Swati Ajitkumar Patel	100000	0.66	NIL	N.A.	N.A.						
30	Maniben Manilal Patel	25650	0.17	NIL	N.A.	N.A.						
31	Kailashben Manibhai Patel	24525	0.16	NIL	N.A.	N.A.						
32	Somali Anand Patel	4900	0.03	NIL	N.A.	N.A.						
33	Amav Anand Patel	600	0.00	NIL	N.A.	N.A.						

(IXb) Statement showing holding of Securities (including shares, warrants, convertible securities) of persons belonging to the category "Promoter and Promoter Group"											
Sr. No.	Name of the shareholder	Total shares held	Encumbered shares (*)	Details of Warrants	Details of Convertible Securities	Total shares (including underlying shares assuming full conversion of warrants and convertible securities) as a % of diluted share Capital					
		Number of shares	As a % of grand total (A)+(B)+(C)	Number	As a percentage of total (A)+(B)+(C) of sub-clause (IXa)	Number of warrants held	As a % total number of warrants of the same class	Number of convertible securities held	As a % total number of convertible securities of the same class		
(i)	(ii)	(iii)	(iv)	(v)	(vi)-(v)/(iii)*100	(vii)	(viii)	(ix)	(x)	(xi)	(xii)
34	Rashmikant Haribhai Patel HUF	170000	1.12	NIL	N.A.	N.A.					
FOREIGN INDIVIDUAL PROMOTORS AND SHAREHOLDERS											
1	Somabhai H.Patel	538002	3.55	NIL	N.A.	N.A.					
2	Maganbhai H.Patel	231916	1.53	NIL	N.A.	N.A.					
TOTAL		8470292	55.89	0	0.00	0.00					0.00
(*) The term "encumbrance" has the same meaning as assigned to it in regulation 28(3) of the SAST Regulations, 2011.											

FOR GUJARAT POLYMER INDUSTRIES LIMITED

COMPANY SECRETARY



(D)(c)(i) Statement showing holding of securities (including shares, warrants, convertible securities) of persons belonging to the category, "Public" and holding more than 1% of the total number of shares								
Sr. No.	Name of the shareholder	Number of shares	Shares as a percentage of total number of shares (i.e., Grand Total (A)+(B)+(C) indicated in Statement at para (D)(a) above)	Details of warrants		Details of convertible securities		Total shares (including underlying shares assuming full conversion of warrants and convertible securities) as a % of diluted share capital
				Number of warrants held	As a % total number of warrants of the same class	Number of convertible securities held	% w.r.t total number of convertible securities of the same class	
1	Sunrise Stock Broking Pvt Ltd	390147	2.57					
2	Kiritkumar Natvarlal Raval	165111	1.09					
3	Roadtech Equipments Pvt. Ltd.	534000	3.52					
4	Pratik Kumar More	164513	1.09					
5	Bishal More	208608	1.38					
TOTAL		1462379	9.65					

FOR GUARANTEE AND SIGNATURE




DATE: 20/07/2023

(D)(c)(ii) Statement showing holding of securities (including shares, warrants, convertible securities) of persons (together with PAC) belonging to the category "Public" and holding more than 5% of the total number of shares of the Company								
Sr. No.	Name(s) of the shareholder(s) and the Persons Acting in Concert (PAC) with them	Number of shares	Shares as a percentage of total number of shares {i.e., Grand Total (A)+(B)+(C) indicated in Statement at para (D)(a) above}	Details of warrants		Details of convertible securities		Total shares (including underlying shares assuming full conversion of warrants and convertible securities) as a % of diluted share capital
				Number of warrants held	As a % total number of warrants of the same class	Number of convertible securities held	% w.r.t total number of convertible securities of the same class	
			0.00					
TOTAL		0	0.00					

FOR CURENY HOLDING PVT. LTD.

(1)(d)	Statement showing details of locked-in shares			
Sr. No.	Name of the shareholder	Number of locked-in shares	Locked-in shares as a percentage of total number of shares {i.e., Grand Total (A)+(B)+(C) indicated in Statement at para (1)(a) above}	Promoter/Promoter Group/Public
1			0.00	
2			0.00	0.00
3			0.00	0.00
4			0.00	0.00
5			0.00	0.00
6			0.00	0.00
7			0.00	0.00
8			0.00	0.00
9			0.00	0.00
TOTAL			0	0.00

FOR CARRY FORWARD

 02/07/2014


(II)(a) Statement showing details of Depository Receipts (DRs)			
Sr. No.	Type of outstanding DR (ADRs, GDRs, SDRs, etc.)	Number of outstanding DRs	Number of shares underlying outstanding DRs
1			0.00
2			0.00
3			0.00
4			0.00
5			0.00
6			0.00
7			0.00
8			0.00
9			0.00
TOTAL		0	0.00

FOR COMPANY APPOINTMENT AND SIGNATURE



(II)(b) Statement showing holding of Depository Receipts (DRs), where underlying shares held by "promoter/promoter group" are in excess of 1% of the total number of shares			
St. No.	Name of the DR Holder	Type of outstanding DR (ADRs, GDRs, SDRs, etc.)	Number of shares underlying outstanding DRs
1			0.00
2			0.00
3			0.00
4			0.00
5			0.00
6			0.00
7			0.00
8			0.00
9			#REF!
TOTAL			0
			0.00

Shares underlying outstanding DRs as a percentage of total number of shares {i.e., Grand Total (A)+(B)+(C) indicated in Statement at para (D)(a) above}

FOR GUANER AT 2025-08-20 11:11:11

 COMPANY SECRETARY