

Introductory sub-table (t)(a)

Name of the Company: HIGH ENERGY BATTERIES (INDIA) LIMITED			
Scrip Code: 504176 Name of the scrip: HIGHENE class of security: EQUITY			
Quarter ended: 31st December 2014			
Partly paid-up shares:-	No. of partly paid-up shares	As a % of total no. of partly paid-up shares	As a % of total no. of shares of the company
Held by promoter/promoter group	0	0	0
Held by public	0	0	0
<b>Total</b>	<b>0</b>	<b>0</b>	<b>0</b>
As a % of total no. of shares of the company, assuming full conversion of the convertible securities			
Outstanding convertible securities:- No. of outstanding securities	As a % of total no. of outstanding convertible securities		
Held by promoter/promoter group	0	0	0
Held by public	0	0	0
<b>Total</b>	<b>0</b>	<b>0</b>	<b>0</b>
As a % of total no. of shares of the company, assuming full conversion of warrants			
Warrants:-	No. of warrants	As a % of total no. of warrants	As a % of total no. of shares of the company, assuming full conversion of warrants
Held by promoter/promoter group	0	0	0
Held by public	0	0	0
<b>Total</b>	<b>0</b>	<b>0</b>	<b>0</b>
Total paid-up capital of the company, assuming full conversion of warrants and convertible securities			
			1792768

For HIGH ENERGY BATTERIES (INDIA) LIMITED

S.V. RAJU  
Company Secretary

Statement Showing Shareholding Pattern									
Category code	Category of Shareholder	Table (I)(a)				Total shareholding as a percentage of total number of shares		Shares Pledged or otherwise encumbered	
		Number of Shareholders	Total number of shares	Number of shares held in dematerialized form	As a percentage of (A+B) <sup>1</sup> (VI)	As a percentage of (A+B+C) (VII)	Number of shares	As a percentage (IX) = (VIII)/(IV)*100	
		(III)	(IV)	(V)	(VI)	(VII)	(VIII)	(IX)	
(I)	(II)								
(A)	Shareholding of Promoter and Indian								
1									
(a)	Individuals/ Hindu Undivided Family	6	15802	15802	0.88	0.88	0	0.00	0.00
(b)	Central Government/ State Government(s)	0	0	0	0.00	0.00	0	0.00	0.00
(c)	Bodies Corporate	5	635729	635729	35.46	35.46	0	0.00	0.00
(d)	Financial Institutions/ Banks	0	0	0	0.00	0.00	0	0.00	0.00
(e)	Any Others (Specify)	0	0	0	0.00	0.00	0	0.00	0.00
(e-i)	Directors' Relatives	1	1000	1000	0.06	0.06	0	0.00	0.00
(e-ii)		0	0	0	0.00	0.00	0	0.00	0.00
	<b>Sub Total(A)(1)</b>	<b>12</b>	<b>652531</b>	<b>652531</b>	<b>36.40</b>	<b>36.40</b>	<b>0</b>	<b>0.00</b>	<b>0.00</b>
2	Foreign								
a	Individuals (Non-Residents Individuals/ Foreign Individuals)	0	0	0	0.00	0.00	0	0.00	0.00

For HIGH ENERGY BATTERIES (INDIA) LIMITED

S.V. RAJU  
Company Secretary

b	Bodies Corporate	1	80000	80000	4.46	4.46	0	0.00
c	Institutions	0	0	0	0.00	0.00	0	0.00
d	Qualified Foreign Investor	0	0	0	0.00	0.00	0	0.00
e	Any Others(Specify)	0	0	0	0.00	0.00	0	0.00
e-i		0	0	0	0.00	0.00	0	0.00
e-ii		0	0	0	0.00	0.00	0	0.00
	<b>Sub Total(A)(2)</b>	<b>1</b>	<b>80000</b>	<b>80000</b>	<b>4.46</b>	<b>4.46</b>	<b>0</b>	<b>0.00</b>
	<b>Total Shareholding of Promoter and Promoter Group (A)= (A)(1)+(A)(2)</b>	<b>13</b>	<b>732531</b>	<b>732531</b>	<b>40.86</b>	<b>40.86</b>	<b>0</b>	<b>0.00</b>
<b>(B)</b>	<b>Public shareholding</b>							
<b>1</b>	<b>Institutions</b>							
(a)	Mutual Funds/ UTI	0	0	0	0.00	0.00	N.A.	N.A.
(b)	Financial Institutions / Banks	2	239100	239100	13.34	13.34	N.A.	N.A.
(c)	Central Government/ State Government(s)	0	0	0	0.00	0.00	N.A.	N.A.
(d)	Venture Capital Funds	0	0	0	0.00	0.00	N.A.	N.A.
(e)	Insurance Companies	0	0	0	0.00	0.00	N.A.	N.A.
(f)	Foreign Institutional Investors	0	0	0	0.00	0.00	N.A.	N.A.
(g)	Foreign Venture Capital Investors	0	0	0	0.00	0.00	N.A.	N.A.
(h)	Qualified Foreign Investor	0	0	0	0.00	0.00	N.A.	N.A.
(i)	Any Other (specify)	0	0	0	0.00	0.00	N.A.	N.A.
(i-ii)		0	0	0	0.00	0.00	N.A.	N.A.
(i-ii)		0	0	0	0.00	0.00	N.A.	N.A.
	<b>Sub-Total (B)(1)</b>	<b>2</b>	<b>239100</b>	<b>239100</b>	<b>13.34</b>	<b>13.34</b>		
<b>B 2</b>	<b>Non-institutions</b>							
(a)	Bodies Corporate	59	83393	82702	4.65	4.65	N.A.	N.A.
(b)	Individuals							
<b>1</b>	<b>Individuals -i. Individual shareholders holding nominal share capital up to Rs 1 lakh</b>	<b>1789</b>	<b>420287</b>	<b>353682</b>	<b>23.44</b>	<b>23.44</b>	<b>N.A.</b>	<b>N.A.</b>

For HIGH ENERGY BATTERIES (INDIA) LIMITED

S.V. RAJU  
Company Secretary

ii. Individual shareholders holding nominal share capital in excess of Rs. 1 lakh.	15	294166	294166	16.41	16.41	N.A.	N.A.
(c) Qualified Foreign Investor	0	0	0	0.00	0.00	N.A.	N.A.
(d) Any Other (specify)							
(d-i) Clearing Member	4	260	260	0.01	0.01	N.A.	N.A.
(d-ii) Hindu Undivided Families							
	53	21768	21768	1.21	1.21	N.A.	N.A.
(d-iii) Non Resident Indians	11	1163	963	0.06	0.06	N.A.	N.A.
(d-iv) Trust	1	100	100	0.01	0.01	N.A.	N.A.
Sub-Total (B)(2)	1932	821137	753641	45.80	45.80	N.A.	N.A.
Total Public Shareholding (B)= (B)(1)+(B)(2)	1934	1060237	992741	59.14	59.14	N.A.	N.A.
TOTAL (A)+(B)	1947	1792768	1725272	100.00	100.00	N.A.	N.A.
(C) Shares held by Custodians and against which Depository Receipts have been issued							
1 Promoter and Promoter Group	0	0	0	0	0.00	N.A.	N.A.
2 Public					0.00		
Sub-Total (C)	0	0	0	0	0	N.A.	N.A.
GRAND TOTAL (A)+(B)+(C)	1947	1792768	1725272	100.00	100.00	N.A.	N.A.

For HIGH ENERGY BATTERIES (INDIA) LIMITED

S.V. RAJU  
Company Secretary

Sr.No	Notes
1	NIL
2	
3	
4	
5	
6	
7	
8	
9	

For HIGH ENERGY BATTERIES (INDIA) LIMITED

  
S.V. RAJU  
Company Secretary

**(I)(b) Statement showing holding of securities (including shares, warrants, convertible securities) of persons belonging to the category "Promoter and Promoter Group"**

Sr. No.	Name of the shareholder	Details of Shares held		Encumbered shares (*)			Details of warrants		Details of convertible securities		Total shares (including underlying shares assuming full conversion of warrants and convertible securities) as a % of diluted share capital
		Number of shares held	As a % of grand total (A)+(B)+(C)	No.	As a percentage of sub-clause (I)(a)	Number of warrants held	As a % total number of warrants of the same class	Number of convertible securities held	As a % total number of convertible securities of the same class		
(i)	(ii)	(iii)	(iv)	(v)	(vi)=(v)/(iii)*100	(vii)	(viii)	(ix)	(x)	(xi)	(xii)
1	Sri N Gopalaratnam	10200	0.57	0	0.00	0.00	0	0	0	0	0.57
2	Dr. G.A. Pathanjali	100	0.01	0	0.00	0.00		0			0.01
3	Sri T R Sivaraman	870	0.05	0	0.00	0.00		0			0.05
4	Sri R Vaidyanathan	2500	0.14	0	0.00	0.00		0			0.14
5	Sri S Sridharan	1932	0.11	0	0.00	0.00		0			0.11
6	Sri D Jayaraman	200	0.01	0	0.00	0.00		0			0.01
7	Smt. S Latha	1000	0.06	0	0.00	0.00		0			0.06
8	M/s. Seshasayee Paper and Boards Limited	282911	15.78	0	0.00	0.00		0			15.78

For HIGH ENERGY BATTERIES (INDIA) LIMITED

S.V. RAJU  
Company Secretary

9	M/s. Ponni Sugars (Erode) Limited	100000	5.58	0	0.00	0.00	0	0	0	0	5.58
10	M/s. Time Square Investments Pvt. Ltd.	165463	9.23	0	0.00	0.00	0	0	0	0	9.23
11	M/s. Ultra Investments And Leasing Company Pvt. Ltd.	70200	3.92	0	0.00	0.00	0	0	0	0	3.92
12	M/s. Dhanashree Investments Pvt. Ltd.	17155	0.96	0	0.00	0.00	0	0	0	0	0.96
13	M/s. Synergy Investments Pte. Ltd.	80000	4.46	0	0.00	0.00	0	0	0	0	4.46
	<b>TOTAL</b>	<b>732531</b>	<b>40.86</b>	<b>0</b>	<b>0.00</b>	<b>0.00</b>	<b>0</b>	<b>0</b>	<b>0</b>	<b>0</b>	<b>40.86</b>

(\* The term "encumbrance" has the same meaning as assigned to it in regulation 28(3) of the SAST Regulations, 2011

For HIGH ENERGY BATTERIES (INDIA) LIMITED

S.V. RAJU  
Company Secretary

**(I)(c)(f) Statement showing holding of securities (including shares, warrants, convertible securities) of persons belonging to the category "Public" and holding more than 1% of the total number of shares**

Sr. No.	Name of the shareholder	Number of shares held	Shares as a percentage of total number of shares {i.e., Grand Total (A)+(B)+(C) indicated in Statement at para (I)(a) above}	Details of warrants		Details of convertible securities		Total shares (including underlying shares assuming full conversion of warrants and convertible securities) as a % of diluted share capital
				Number of warrants held	As a % total number of warrants of the same class	Number of convertible securities held	% w.r.t total number of convertible securities of the same class	
1	BALRAM BHARWANI	41500	2.31	0	0	0	0	2.31
2	LIFE INSURANCE CORPORATION OF INDIA	239000	13.33	0	0	0	0	13.33
3	SATHYAMOORTHY DEVARAJULU	31332	1.75	0	0	0	0	1.75
4	RUCHIT BHARAT PATEL	29048	1.62	0	0	0	0	1.62
5	SRIKANTH C	49754	2.78	0	0	0	0	2.78
6	FAR AND WIDE MARKETING PVT. LTD.	25000	1.39	0	0	0	0	1.39
	<b>TOTAL</b>	<b>415634</b>	<b>23.18</b>	<b>0</b>	<b>0</b>	<b>0</b>	<b>0</b>	<b>23.18</b>

For HIGH ENERGY BATTERIES (INDIA) LIMITED

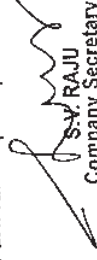
S.V. RAJU  
Company Secretary



**(l)(c)(ii) Statement showing holding of securities (including shares, warrants, convertible securities) of persons (together with PAC) belonging to the category "Public" and holding more than 5% of the total number of shares of the company**

Sr. No.	Name(s) of the shareholder(s) and the Persons Acting in Concert (PAC) with them	Number of shares	Shares as a percentage of total number of shares (i.e., Grand Total (A)+(B)+(C) indicated in Statement at para (l)(a) above}	Details of warrants		Details of convertible securities		Total shares (including underlying shares assuming full conversion of warrants and convertible securities) as a % of diluted share capital
				Number of warrants	As a % total number of warrants of the same class	Number of convertible securities held	% w.r.t total number of convertible securities of the same class	
1	Life Insurance Corporation of India	239000	13.33	0	0	0	0	13.33
	<b>TOTAL</b>	<b>239000</b>	<b>13.33</b>	<b>0</b>	<b>0</b>	<b>0</b>	<b>0</b>	<b>13.33</b>


For HIGH ENERGY BATTERIES (INDIA) LIMITED

  
S.V. RAJU  
Company Secretary

**(D)(d) Statement showing details of locked-in shares**

Sr. No.	Name of the shareholder	Number of locked-in shares	Locked-in shares as a percentage of total number of shares {i.e., Grand Total (A)+(B)+(C) indicated in Statement at para (D)(a) above}
1		NIL	
<b>TOTAL</b>		<b>0</b>	<b>0.00</b>


For HIGH ENERGY BATTERIES (INDIA) LIMITED

  
S.V. RAJU  
Company Secretary

(II)(a) Statement showing details of Depository Receipts (DRs)

Sr. No.	Type of outstanding DR (ADRs, GDRs, SDRs, etc.)	Number of outstanding DRs	Number of shares underlying outstanding DRs	Shares underlying outstanding DRs as a percentage of total number of shares (i.e., Grand Total (A)+(B)+(C) indicated in Statement at para.(I)(a) above)
1			NIL	
<b>TOTAL</b>		<b>0</b>	<b>0</b>	<b>0.00</b>

For HIGH ENERGY BATTERIES (INDIA) LIMITED

  
S.V. RAJU  
Company Secretary

(II)(b) Statement showing holding of Depository Receipts (DRs), where underlying shares held by "promoter/promoter group" are in excess of 1% of the total number of shares

Sr. No.	Name of the DR Holder	Type of outstanding DR (ADRs, GDRs, SDRs, etc.)	Number of shares underlying outstanding DRs	Shares underlying outstanding DRs as a percentage of total number of shares {i.e., Grand Total (A)+(B)+(C) indicated in Statement at para (II)(a) above}
1			NIL	
<b>TOTAL</b>			<b>0</b>	<b>0.00</b>


For HIGH ENERGY BATTERIES (INDIA) LIMITED

S.V. RAJU  
Company Secretary

**(III)(a) Statement Showing the voting pattern of Shareholders, if more than one class of shares/securities is issued by the Issuer**

**NIL**

**For HIGH ENERGY BATTERIES (INDIA) LIMITED**



**S.V. RAJU**  
Company Secretary