

Introductory sub-table (I)(a)

Name of the Company: IL&FS Engineering and Construction Company Limited			
Scrip Code, Name of the scrip, class of security: 532907, IL&FSENGG, Equity			
Shareholding pattern for the quarter ended 31.12.2014			
Partly paid-up shares:-	No. of partly paid-up shares	As a % of total no. of partly paid-up shares	As a % of total no. of shares of the company
Held by promoter/promoter group			0
Held by public			0
Total - A	0		0
Outstanding convertible securities:-	No. of outstanding securities (Refer Note:1)	As a % of total no. of outstanding convertible securities	As a % of total no. of shares of the company, assuming full conversion of the convertible securities (Refer Note:2)
Held by promoter/promoter group	0		0
Held by public	0		0
Total - B	0		0.00
Warrants:-	No. of warrants	As a % of total no. of warrants	As a % of total no. of shares of the company, assuming full conversion of warrants
Held by promoter/promoter group	0		0
Held by public	0		0
Total - C	0		0
Total paid-up capital of the company, assuming full conversion of warrants and convertible securities	89857743		

For IL&FS ENGINEERING AND CONSTRUCTION COMPANY LIMITED



G.VENKATESWAR REDDY
 COMPANY SECRETARY

Statement Showing Shareholding Pattern for the quarter ended December 31, 2014

Category code	Category of Shareholder	Number of Shareholders	Table (I)(a)					Shares Pledged or otherwise encumbered	As a percentage (IX)=(VII)/(IV)*100				
			Total number of shares	Number of shares held in dematerialized form	Total shareholding as a percentage of total number of shares		Number of shares						
					As a percentage of(A+B)	As a percentage of (A+B+C)							
(I)	(II)	(III)	(IV)	(V)	(VI)	(VII)	(VIII)	(IX)					
(A)	Shareholding of Promoter and Promoter Group												
1	Indian												
(a)	Individuals/ Hindu Undivided Family		0	0	0	0.00	0.00	0	0.00				0.00
(b)	Central Government/ State Government(s)		0	0	0	0.00	0.00	0	0.00				0.00
(c)	Bodies Corporate	4	26742631	26742631	29.76	29.76	29.76	0	29.76				0.00
(d)	Financial Institutions/ Banks		0	0	0	0.00	0.00	0	0.00				0.00
(e)	Any Others(Specify)		0	0	0	0.00	0.00	0	0.00				0.00
	Sub Total(A)(1)	4	26742631	26742631	29.76	29.76	29.76	0	29.76				0.00
2	Foreign												
a	Individuals (Non-Residents Individuals/ Foreign Individuals)	0	0	0	0	0.00	0.00	0	0.00				0.00
b	Bodies Corporate	0	0	0	0	0.00	0.00	0	0.00				0.00
c	Institutions	0	0	0	0	0.00	0.00	0	0.00				0.00
d	Qualified Foreign Investor	0	0	0	0	0.00	0.00	0	0.00				0.00
e	Any Others(Specify)	0	0	0	0	0.00	0.00	0	0.00				0.00
	Sub Total(A)(2)	0	0	0	0	0.00	0.00	0	0.00				0.00
	Total Shareholding of Promoter and Promoter Group (A)= (A)(1)+(A)(2)	4	26742631	26742631	29.76	29.76	29.76	0	29.76				0.00
(B)	Public shareholding												
1	Institutions												
(a)	Mutual Funds/ UTI	2	200638	200638	0.22	0.22	0.22		0.22				
(b)	Financial Institutions / Banks	12	15076881	15076881	16.78	16.78	16.78		16.78				
(c)	Central Government/ State Government(s)	0	0	0	0	0.00	0.00		0.00				
(d)	Venture Capital Funds	0	0	0	0	0.00	0.00		0.00				
(e)	Insurance Companies	0	0	0	0	0.00	0.00		0.00				
(f)	Foreign Institutional Investors	1	360	360	0.00	0.00	0.00		0.00				
(g)	Foreign Venture Capital Investors	0	0	0	0	0.00	0.00		0.00				
(h)	Qualified Foreign Investor	0	0	0	0	0.00	0.00		0.00				
(i)	Any Other (specify)	0	0	0	0	0.00	0.00		0.00				
	Sub-Total (B)(1)	15	15277879	15277879	17.00	17.00	17.00	0	17.00				0.00

For IL&FS ENGINEERING AND CONSTRUCTION COMPANY LIMITED




 G. VENKATESWAR REDDY
 COMPANY SECRETARY

B 2	Non-institutions								
(a)	Bodies Corporate	518	37412072	37412072	41.64	41.64			
(b)	Individuals								
I	Individuals -i. Individual shareholders holding nominal share capital up to Rs 1 lakh	31689	4032168	4030937	4.49	4.49			
II	ii. Individual shareholders holding nominal share capital in excess of Rs. 1 lakh.								
(c)	Qualified Foreign Investor	72	6139192	3327192	6.83	6.83			
(d)	Any Other (specify)	0	0	0	0.00	0.00			
(d-i)	Clearing Members	61	30949	30949	0.03	0.03			
(d-ii)	Non Resident Indians	223	217834	217834	0.24	0.24			
(d-iii)	Trusts	3	5018	5018	0.01	0.01			
	Sub-Total (B)(2)	32566	47837233	45024002	53.24	53.24			
(B)	Total Public Shareholding (B)= (B)(1)+(B)(2)	32581	63115112	60301881	70.24	70.24			
	TOTAL (A)+(B)	32585	89857743	87044512	100.00	100.00			0.00
(C)	Shares held by Custodians and against which Depository Receipts have been issued								
1	Promoter and Promoter Group	0	0	0	0.00	0.00			0.00
2	Public	0	0	0	0.00	0.00			0.00
	Sub-Total (C)	0	0	0	0.00	0.00			0.00
	GRAND TOTAL (A)+(B)+(C)	32585	89857743	87044512	100.00	100.00			0.00

* The Company had received a disclosure from Infrastructure Leasing and Financial Services Limited in terms of Regulation 31(1) and 31(2) of Securities Exchange Board of India (Substantial Acquisition of Shares & Takeover) Regulations, 2011 stating that the charge over their investment in shares of the Company was released. Accordingly, the number of shares encumbered have been shown as "NIL"

For IL&FS ENGINEERING AND CONSTRUCTION COMPANY LIMITED


G. VENKATESWAR REDDY
COMPANY SECRETARY

(1)(b) Statement showing holding of securities (including shares, warrants, convertible securities) of persons belonging to the category "Promoter and Promoter Group"

Sr. No.	Name of the shareholder	Details of Shares held		Encumbered shares (*)		Details of warrants		Details of convertible securities		Total shares (including underlying shares assuming full conversion of warrants and convertible securities) as a % of diluted share capital	
		Number of shares held	As a % of grand total (A)+(B)+(C)	No.	As a percentage (V)=(V/III)*100	As a % of grand total (A)+(B)+(C) of sub-clause I(a)	Number of warrants held	As a % of total number of warrants of the same class	Number of convertible securities held		As a % of total number of convertible securities of the same class
(i)	(ii)	(iii)	(iv)	(v)	(vi)	(vii)	(viii)	(ix)	(x)	(xi)	(xii)
2	INFRASTRUCTURE LEASING AND FINANCIAL SERVICES LTD	13245250	14.74	0	0.00	0.00					0.00%
3	IL & FS FINANCIAL SERVICES LTD	10616382	11.81	0	0.00	0.00					0.00%
4	IL AND FS FINANCIAL SERVICES LTD	2879999	3.21	0	0.00	0.00					0.00%
	IL AND FS FINANCIAL SERVICES LTD	1000	0.00	0	0.00	0.00					0.00%
	TOTAL	26742631	29.76	0	0.00	0.00	0	0	0		0.00%

(*) The term "encumbrance" has the same meaning as assigned to it in regulation 28(3) of the SAST Regulations, 2011

For IL&FS ENGINEERING AND CONSTRUCTION COMPANY LIMITED



G. VENKATESWAR REDDY
COMPANY SECRETARY

(1)(c)(i) Statement showing holding of securities (including shares, warrants, convertible securities) of persons belonging to the category "Public" and holding more than 1% of the total number of shares

Sr. No.	Name of the shareholder	Number of shares held	Shares as a percentage of total number of shares {i.e., Grand Total (A)+(B)+(C) indicated in Statement at para (1)(a) above}	Details of warrants		Details of convertible securities		Total shares (including underlying shares assuming full conversion of warrants and convertible securities) as a % of diluted share capital
				Number of warrants held	As a % total number of warrants of the same class	Number of convertible securities held	% w.r.t total number of convertible securities of the same class	
1	SBG PROJECTS INVESTMENTS LIMITED	25059881	27.89	0	0.00	0	0.00	0.00%
2	ICICI BANK LTD	5971979	6.65	0	0.00	0	0.00	0.00%
3	SNR INVESTMENTS PVT LTD	5250000	5.84	0	0.00	0	0.00	0.00%
4	VEEYES INVESTMENTS PRIVATE LIMITED	5250000	5.84	0	0.00	0	0.00	0.00%
5	IDBI BANK	1916057	2.13	0	0.00	0	0.00	0.00%
6	STATE BANK OF INDIA	1901029	2.12	0	0.00	0	0.00	0.00%
7	B TEJA RAJU	1490000	1.66	0	0.00	0	0.00	0.00%
8	STATE BANK OF HYDERABAD	1431399	1.59	0	0.00	0	0.00	0.00%
9	ALLAHABAD BANK	1179042	1.31	0	0.00	0	0.00	0.00%
10	INDIAN OVERSEAS BANK	1027993	1.14	0	0.00	0	0.00	0.00%
	TOTAL	50477380	56.17	0	0.00	0	0.00	0.00%

For IL&FS ENGINEERING AND CONSTRUCTION COMPANY LIMITED



G. VENKATESWAR REDDY
COMPANY SECRETARY

(D)(c)(ii) Statement showing holding of securities (including shares, warrants, convertible securities) of persons (together with PAC) belonging to the category "Public" and holding more than 5% of the total number of shares of the company

Sr. No.	Name(s) of the shareholder(s) and the Persons Acting in Concert (PAC) with them	Number of shares	Shares as a percentage of total number of shares (i.e., Grand Total (A)+(B)+(C) indicated in Statement at para (D)(a) above)	Details of warrants		Details of convertible securities		Total shares (including underlying shares assuming full conversion of warrants and convertible securities) as a % of diluted share capital
				Number of warrants	As a % total number of warrants of the same class	Number of convertible securities held	% w.r.t total number of convertible securities of the same class	
1	SBG PROJECTS INVESTMENTS LIMITED	25059881	27.89	0	0.00	0	0.00	0.00%
2	ICICI BANK LTD	5971979	6.65	0	0.00	0	0.00	0.00%
3	SNR INVESTMENTS PVT LTD	5250000	5.84	0	0.00	0	0.00	0.00%
4	VEEYES INVESTMENTS PRIVATE LIMITED	5250000	5.84	0	0.00	0	0.00	0.00%
	TOTAL	41531860	46.22	0	0.00	0	0.00	0.00%

For IL&FS ENGINEERING AND CONSTRUCTION COMPANY LIMITED




G. VENKATESWAR REDDY
COMPANY SECRETARY

(D)(d) Statement showing details of locked-in shares

Sr. No.	Name of the shareholder	Number of locked-in shares	Locked-in shares as a percentage of total number of shares {i.e., Grand Total (A)+(B)+(C) indicated in Statement at para (D)(a) above}
NIL			


For IL&FS ENGINEERING AND CONSTRUCTION COMPANY LIMITED


 G. VENKATESWAR REDDY
 COMPANY SECRETARY


(II)(a) Statement showing details of Depository Receipts (DRs)

Sr. No.	Type of outstanding DR (ADRs, GDRs, SDRs, etc.)	Number of outstanding DRs	Number of shares underlying outstanding DRs	Shares underlying outstanding DRs as a percentage of total number of shares {i.e., Grand Total (A)+(B)+(C) indicated in Statement at para (D)(a) above}
<p>Nil</p>				

For IL&FS ENGINEERING AND CONSTRUCTION COMPANY LIMITED


G. VENKATESWAR REDDY
 COMPANY SECRETARY

(II)(b) Statement showing holding of Depository Receipts (DRs), where underlying shares held by "promoter/promoter group" are in excess of 1% of the total number of shares

Sr. No.	Name of the DR Holder	Type of outstanding DR (ADRs, GDRs, SDRs, etc.)	Number of shares underlying outstanding DRs	Shares underlying outstanding DRs as a percentage of total number of shares (i.e., Grand Total (A)+(B)+(C) indicated in Statement at para (I)(a) above}
				

For IL&FS ENGINEERING AND CONSTRUCTION COMPANY LIMITED


 G. VENKATESWAR REDDY
 COMPANY SECRETARY