
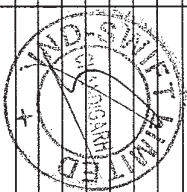


Introductory sub-table (I)(a)			
Name of the Company: IND SWIFT LTD			
Scrip Code, Name of the scrip, class of security: BSE: 524652 NSE:INDSWFTLTD			
31-12-2014			
Partly paid-up shares:-	No. of partly paid-up shares	As a % of total no. of partly paid-up shares	As a % of total no. of shares of the company
Held by promoter/promoter group	NIL	NIL	NIL
Held by public	NIL	NIL	NIL
Total - D	NIL	NIL	NIL
Outstanding convertible securities:-	No. of outstanding securities	As a % of total no. of outstanding convertible securities	As a % of total no. of shares of the company, assuming full conversion of the convertible securities
Held by promoter/promoter group	NIL	NIL	NIL
Held by public	NIL	NIL	NIL
Total - E	NIL	NIL	NIL
Warrants:-	No. of warrants	As a % of total no. of warrants	As a % of total no. of shares of the company, assuming full conversion of warrants
Held by promoter/promoter group	NIL	NIL	NIL
Held by public	NIL	NIL	NIL
Total - F	NIL	NIL	NIL
Total paid-up capital of the company, assuming full conversion of warrants and convertible securities		50346941 equity shares of Rs.2/- each	

For Ind-Swift Limited
Company Secretary



(D)(b) Statement showing holding of securities (including shares, warrants, convertible securities) of persons belonging to the category "Promoter & Promoter Group"												
Sr.	Name of the shareholder	Details of Shares held			Encumbered shares (*)		Details of warrants			Details of convertible securities		Total shares (including underlying shares assuming full conversion of warrants and convertible securities) as a % of diluted share capital
		No. of shares held	As a % of grand total (A)+(B)+(C)	No.	As a percentage (VI)=(V)/(III)*100	As a % of grand total (A)+(B)+(C) of sub-	Number of warrants held	As a % total number of warrants of the	Number of convertible securities held	As a % total number of convertible securities		
No.	(II)	(III)	(IV)	(V)	(VI)	(VII)	(VIII)	(IX)	(X)	(XI)	(XII)	
1	Dr. Gopal Munnal	1957199	3.89	645770	32.99	1.28	nil	0	nil	0		
2	N. R. Munnal	611700	1.21	611700	100.00	1.21	nil	0	nil	0		
3	S. R. Mehta	2035871	4.04	607300	29.83	1.21	nil	0	nil	0		
4	Himanshu Jain	495300	0.98	495300	100.00	0.98	nil	0	nil	0		
5	Dr. V. R. Mehta	1921361	3.82	492790	25.65	0.98	nil	0	nil	0		
6	Surita Jain	1812400	3.60	1812400	100.00	3.60	nil	0	nil	0		
7	Ravi Mehta	634470	1.26	634470	100.00	1.26	nil	0	nil	0		
8	Neeta Munnal	578600	1.15	578600	100.00	1.15	nil	0	nil	0		
9	Nidhi Munnal	502970	1.00	502970	100.00	1.00	nil	0	nil	0		
10	Meerakshi Mehta	398310	0.79	398310	100.00	0.79	nil	0	nil	0		
11	Neera Mehta	1547050	3.07	1547050	100.00	3.07	nil	0	nil	0		
12	Ishav Mehta	44200	0.09	44200	100.00	0.09	nil	0	nil	0		
13	Rishav Mehta	111700	0.22	111700	100.00	0.22	nil	0	nil	0		
14	Bhanavi Mehta	30300	0.06	30300	100.00	0.06	nil	0	nil	0		
15	Annie Mehta	158630	0.32	158630	100.00	0.32	nil	0	nil	0		
16	Sahil Munnal	116,010	0.23	116,010	100.00	0.23	nil	0	nil	0		
17	Saurabh Munnal	51700	0.10	51700	100.00	0.10	nil	0	nil	0		
18	Dipti Munnal	34200	0.07	34200	100.00	0.07	nil	0	nil	0		
19	Divya Munnal	15000	0.03	15000	100.00	0.03	nil	0	nil	0		
20	Essix Biosciences Limited	9215721	18.30	9215721	100.00	18.30	nil	0	nil	0		
21	AKJ Portfolio Pvt Ltd	675000	1.34	675000	100.00	1.34	nil	0	nil	0		
22	NRM Portfolio Pvt Ltd.	675000	1.34	675000	100.00	1.34	nil	0	nil	0		
23	GM Portfolio Pvt. Ltd	675000	1.34	675000	100.00	1.34	nil	0	nil	0		
24	VRM Portfolio Pvt. Ltd	675000	1.34	675000	100.00	1.34	nil	0	nil	0		
25	VKM Portfolio Pvt. Ltd.	650000	1.29	650000	100.00	1.29	nil	0	nil	0		
26	SRM Portfolio Pvt. Ltd.	650000	1.29	650000	100.00	1.29	nil	0	nil	0		
	TOTAL	26272692	52.18	22104121		43.90						

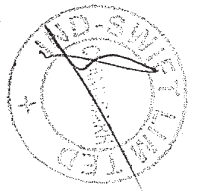


(1)(d) Statement showing details of locked-in shares

Sr. No.	Name of the shareholder	Number of locked-in shares	Locked-in shares as a percentage of total number of shares {i.e., Grand Total (A)+(B)+(C) indicated in Statement at para 1(a) above}
3	AKJ Portfolio Pvt. Ltd	675000	1.34
4	NRM Portfolio Pvt. Ltd	675000	1.34
5	GM Portfolio Pvt. Ltd	675000	1.34
6	VRM Portfolio Pvt. Ltd	675000	1.34
7	VKM Portfolio Pvt. Ltd	650000	1.29
8	SRM Portfolio Pvt. Ltd	650000	1.29
9	S.R.Mehta	1428571	2.84
	V.R.Mehta	1428571	2.84
	Gopal Munjal	1311429	2.60
TOTAL		8168571	16.22



(11)(a)	Statement showing details of Depository Receipts (DRs)		
Sr. No.	Type of outstanding DR (ADRs, GDRs, SDRs, etc.)	Number of outstanding DRs	Number of shares underlying outstanding DRs
1			
2			
3	NIL	NIL	NIL
4			
5			
6			
7			
8			
9			
TOTAL		0	0
Shares underlying outstanding DRs as a percentage of total number of shares {i.e., Grand Total (A)+(B)+(C) indicated in Statement at para (11)(a) above}			



(II)(b) Statement showing holding of Depository Receipts (DRs), where underlying shares held by "promoter/promoter group" are in excess of 1% of the total number of shares

Sr. No.	Name of the DR Holder	Type of outstanding DR (ADRs, GDRs, SDRs, etc.)	Number of shares underlying outstanding DRs	Shares underlying outstanding DRs as a percentage of total number of shares {i.e., Grand Total (A)+(B)+(C) indicated in Statement at para (D)(a) above}
1				
2				
3				
4	NIL	NIL	NIL	nil
5				
6				
7				
8				
9				
TOTAL			0	

For And-Swift Limited
Company Secretary

