

Introductory sub-table (I)(a)

CLAUSE 35			
Introductory sub-table (I)(a)			
NAME OF THE COMPANY : INDIAN OVERSEAS BANK			
SCRIP CODE : 532388 NAME OF THE SCRIP : CLASS OF SECURITY : EQUITY			
QUARTER ENDED :			
SHAREHOLDING PATTERN AS ON : 31-Dec-2014			
Partly paid-up shares:-	No. of partly paid-up shares	As a % of total no. of partly paid-up shares	As a % of total no. of shares of the company
Held by promoter/promoter group			
Held by public			
Total - D			
Outstanding convertible securities:-	No. of outstanding securities	As a % of total no. of outstanding convertible securities	As a % of total no. of shares of the company, assuming full conversion of the convertible securities
Held by promoter/promoter group			
Held by public			
Total - E			
Warrants:-	No. of warrants	As a % of total no. of warrants	As a % of total no. of shares of the company, assuming full conversion of warrants
Held by promoter/promoter group			
Held by public			
Total - F			
Total paid-up capital of the company, assuming full conversion of warrants and convertible securities	1235348315		



TABLE (I)(a)

Statement Showing Shareholding Pattern									
Table (I)(a)									
Category code	Category of Shareholder	Number of Shareholders	Total number of shares	Number of shares held in dematerialized form	Total shareholding as a percentage of total number of shares		Shares Pledged or otherwise encumbered		As a percentage (X)= (VIII)/(IV)*100
					AS A % OF (A+B)	AS A % OF (A+B+C)	Number of shares (VIII)	As a percentage (X)= (VIII)/(IV)*100	
(I)	(II)	(III)	(IV)	(V)	(VI)	(VII)	(VIII)	(IX)	(X)
A.	SHAREHOLDING OF PROMOTER AND PROMOTER GROUP								
1.	INDIAN								
a.	INDIVIDUALS/HINDU UNDIVIDED FAMILY	0	0	0	0.0000	0.0000	0	0.0000	
b.	CENTRAL GOVERNMENT/ STATE GOVERNMENT(S)	1	911710848	911710848	73.8019	73.8019	0	0.0000	
c.	BODIES CORPORATE	0	0	0	0.0000	0.0000	0	0.0000	
d.	FINANCIAL INSTITUTIONS/ BANKS	0	0	0	0.0000	0.0000	0	0.0000	
e.	ANY OTHER								
	SUB - TOTAL (A)(1)	1	911710848	911710848	73.8019	73.8019	0	0.0000	
2.	FOREIGN								
a.	INDIVIDUALS (NON-RESIDENT INDIVIDUALS/ FOREIGN INDIVIDUALS)	0	0	0	0.0000	0.0000	0	0.0000	
b.	BODIES CORPORATE	0	0	0	0.0000	0.0000	0	0.0000	
c.	INSTITUTIONS	0	0	0	0.0000	0.0000	0	0.0000	
d.	QUALIFIED FOREIGN INVESTOR	0	0	0	0.0000	0.0000	0	0.0000	
e.	ANY OTHER								
	SUB - TOTAL (A)(2)	0	0	0	0.0000	0.0000	0	0.0000	
	TOTAL SHARE HOLDING OF PROMOTER AND PROMOTER GROUP (A) = (A)(1)+(A)(2)	1	911710848	911710848	73.8019	73.8019	0	0.0000	
B.	PUBLIC SHAREHOLDING								
1.	INSTITUTIONS								




TABLE 1)(a)

a.	MUTUAL FUNDS/UTI	13	3215995	3215995	0.2603	0.2603	NA	NA
b.	FINANCIAL INSTITUTIONS/ BANKS	36	176940726	176940726	14.3231	14.3231	NA	NA
c.	CENTRAL GOVERNMENT/ STATE GOVERNMENT(S)	0	0	0	0.0000	0.0000	NA	NA
d.	VENTURE CAPITAL FUNDS	0	0	0	0.0000	0.0000	NA	NA
e.	INSURANCE COMPANIES	4	4681678	4681678	0.3789	0.3789	NA	NA
f.	FOREIGN INSTITUTIONAL INVESTORS	57	28722289	28722289	2.3250	2.3250	NA	NA
g.	FOREIGN VENTURE CAPITAL INVESTORS	0	0	0	0.0000	0.0000	NA	NA
h.	QUALIFIED FOREIGN INVESTOR	0	0	0	0.0000	0.0000	NA	NA
i.	ANY OTHER							
	SUB - TOTAL (B)(1)	110	213560688	213560688	17.2874	17.2874	NA	NA
2.	NON-INSTITUTIONS							
a.	BODIES CORPORATE	1575	11347154	10557854	0.9185	0.9185	NA	NA
b.	INDIVIDUALS -							
	I INDIVIDUAL SHAREHOLDERS HOLDING NOMINAL SHARE CAPITAL UPTO RS. 1 LAKH	236125	75113670	46994336	6.0803	6.0803	NA	NA
	II INDIVIDUAL SHAREHOLDERS HOLDING NOMINAL SHARE CAPITAL IN EXCESS OF RS. 1 LAKH	353	16580366	16126666	1.3421	1.3421	NA	NA
c.	QUALIFIED FOREIGN INVESTOR	0	0	0	0.0000	0.0000	NA	NA
d.	ANY OTHER							
	CLEARING MEMBERS	270	710746	710746	0.0575	0.0575	NA	NA
	Escrow Account	1	59100	59100	0.0047	0.0047	NA	NA
	HINDU UNDIVIDED FAMILIES	1805	1294461	1294461	0.1047	0.1047	NA	NA
	NON RESIDENT INDIANS	2511	4488981	3109881	0.3633	0.3633	NA	NA
	OVERSEAS CORPORATE BODIES	1	48000	0	0.0038	0.0038	NA	NA
	TRUSTS	17	434301	434301	0.0351	0.0351	NA	NA
		4605	7035589	5608489	0.5695	0.5695	NA	NA
	SUB - TOTAL (B)(2)	242658	110076779	79287345	8.9105	8.9105	NA	NA
	TOTAL PUBLIC SHAREHOLDING (B) = (B)(1)+(B)(2)	242768	323637467	292848033	26.1980	26.1980	NA	NA




TABLE (I)(a)

TOTAL (A)+(B)	242769	1235348315	1204558881	100.0000	100.0000	NA	0.0000
SHARES HELD BY CUSTODIANS AND AGAINST WHICH DEPOSITORY RECEIPTS HAVE BEEN ISSUED							
Promoter and Promoter Group	0	0	0	0.0000	0.0000	NA	NA
Public	0	0	0	0.0000	0.0000	NA	NA
TOTAL CUSTODIAN (C)	0	0	0	0.0000	0.0000	NA	NA
GRAND TOTAL (A)+(B)+(C)	242769	1235348315	1204558881	100.0000	100.0000	0	0.0000



Promoters

INDIAN OVERSEAS BANK												
(D)(B) Statement showing holding of securities (including shares, warrants, convertible securities) of persons belonging to the category "Promoter and Promoter Group" - 31-Dec-2014												
Sr.No	Name of the shareholder	Details of Shares held			Encumbered shares (*)			Details of warrants		Details of convertible securities		Total shares (including underlying shares assuming full conversion of warrants and convertible securities) as a % of diluted
		No. of Shares held	As a % of grand total (A)+(B)+(C)	No. of Shares held	As a percentage (A)+(B)+(C)	As a % of grand total (A)+(B)+(C) of sub-clause	Number of warrants held	As a % total number of warrants of the same class	Number of convertible securities held	As a % total number of convertible securities of the same class		
(I)	(II)	(III)	(IV)	(V)	(VI)= (V)/(III)*100	(VII)	(VIII)	(IX)	(X)	(XI)	(XII)	
1	PRESIDENT OF INDIA	911710848	73.8019	0	0.0000	0.0000	0	0.0000	0	0.0000	73.8019	
	TOTAL	911710848	73.8019	0	0.0000	0.0000	0	0.0000	0	0.0000	73.8019	




INDIAN OVERSEAS BANK									
(U)(C)(I) Statement showing holding of securities (including shares, warrants, convertible securities) of persons belonging to the category "Public" and holding more than 1% of the total number of shares - 31-Dec-2014									
Sr.No	Name of the shareholder	No. of Shares held	Shares as a percentage of total number of shares (i.e., Grand Total (A)+(B)+(C) indicated in Statement at para(i)(a) above)	Details of warrants		Details of convertible securities		Total shares (including underlying shares assuming full conversion of warrants and convertible securities) as a % of diluted share capital	
				Number of warrants held	As a % total number of warrants of the same class	Number of convertible securities held	% w.r.t total number of convertible securities of the same class		
1	LIFE INSURANCE CORPORATION OF INDIA	140727980	11.3917	0	0.0000	0	0.0000	11.3917	
	LIC OF INDIA CHILD FORTUNE PLUS BALANCED FUND	300	0.0000	0	0.0000	0	0.0000	0.0000	
	LIC OF INDIA HEALTH PROTECTION PLUS FUND	218857	0.0177	0	0.0000	0	0.0000	0.0177	
	LIC OF INDIA HEALTH PLUS FUND	642138	0.0519	0	0.0000	0	0.0000	0.0519	
	LIC OF INDIA CHILD FORTUNE PLUS SECURED FUND	300	0.0000	0	0.0000	0	0.0000	0.0000	
	LIC OF INDIA BIMA PLUS RISK FUND	174308	0.0141	0	0.0000	0	0.0000	0.0141	
	LIC OF INDIA CHILD FORTUNE PLUS GROWTH FUND	9400	0.0007	0	0.0000	0	0.0000	0.0007	
	LIC OF INDIA PROFIT PLUS BALANCED FUND	4000	0.0003	0	0.0000	0	0.0000	0.0003	
	LIC OF INDIA PROFIT PLUS SECURED FUND	1500	0.0001	0	0.0000	0	0.0000	0.0001	
	LIC OF INDIA BIMA PLUS SECURED FUND	511142	0.0413	0	0.0000	0	0.0000	0.0413	
	LIC OF INDIA JEEVAN PLUS GROWTH FUND	3655	0.0002	0	0.0000	0	0.0000	0.0002	
	LIC OF INDIA MARKET PLUS SECURED FUND	20000	0.0016	0	0.0000	0	0.0000	0.0016	
	LIC OF INDIA MARKET PLUS BALANCED FUND	10361	0.0008	0	0.0000	0	0.0000	0.0008	
	LIC OF INDIA MARKET PLUS GROWTH FUND	9385910	0.7597	0	0.0000	0	0.0000	0.7597	
	LIC OF INDIA MONEY PLUS GROWTH FUND	3949417	0.3197	0	0.0000	0	0.0000	0.3197	
	LIC OF INDIA MONEY PLUS NON UNIT FUND	374292	0.0302	0	0.0000	0	0.0000	0.0302	
	LIC OF INDIA SAMRIDHI PLUS FUND	1050000	0.0849	0	0.0000	0	0.0000	0.0849	
	LIC OF INDIA MARKET PLUS 1 SECURED FUND	50000	0.0040	0	0.0000	0	0.0000	0.0040	
	LIC OF INDIA MARKET PLUS 1 BALANCED FUND	20000	0.0016	0	0.0000	0	0.0000	0.0016	
	LIC OF INDIA MARKET PLUS 1 GROWTH FUND	2239096	0.1812	0	0.0000	0	0.0000	0.1812	
	LIFE INSURANCE CORPORATION OF INDIA - ULIF004200910LICEND+GRW512	1208061	0.0977	0	0.0000	0	0.0000	0.0977	
2	LIFE INSURANCE CORPORATION OF INDIA P & GS FUND	15153036	1.2266	0	0.0000	0	0.0000	1.2266	
	TOTAL	175753753	14.2270	0	0.0000	0	0.0000	14.2270	



INDIAN OVERSEAS BANK

(i)(c)(ii) Statement showing holding of securities (including shares, warrants, convertible securities) of persons (together with PAC) belonging to the category "Public" and holding more than 5% of the total number of shares of the company - 31-Dec-2014									
Sr.No	Name(s) of the shareholder(s) and the Persons acting in Concert (PAC) with them	No. of Shares held	Shares as a percentage of total number of shares (i.e., Grand Total (A)+(B)+(C) indicated in Statement at para(I)(a))	Details of warrants		Details of convertible securities		Total shares (including underlying shares assuming full conversion of warrants and convertible securities) as a % of diluted	
				Number of warrants held	As a % total number of warrants of the same class	Number of convertible securities held	% w.r.t total number of convertible securities of the same class		
1	LIFE INSURANCE CORPORATION OF INDIA	140727980	11.3917	0	0.0000	0	0.0000	11.3917	
	LIC OF INDIA CHILD FORTUNE PLUS BALANCED FUND	300	0.0000	0	0.0000	0	0.0000	0.0000	
	LIC OF INDIA HEALTH PROTECTION PLUS FUND	218857	0.0177	0	0.0000	0	0.0000	0.0177	
	LIC OF INDIA HEALTH PLUS FUND	642138	0.0519	0	0.0000	0	0.0000	0.0519	
	LIC OF INDIA CHILD FORTUNE PLUS SECURED FUND	300	0.0000	0	0.0000	0	0.0000	0.0000	
	LIC OF INDIA BIMA PLUS RISK FUND	174308	0.0141	0	0.0000	0	0.0000	0.0141	
	LIC OF INDIA CHILD FORTUNE PLUS GROWTH FUND	9400	0.0007	0	0.0000	0	0.0000	0.0007	
	LIC OF INDIA PROFIT PLUS BALANCED FUND	4000	0.0003	0	0.0000	0	0.0000	0.0003	
	LIC OF INDIA PROFIT PLUS SECURED FUND	1500	0.0001	0	0.0000	0	0.0000	0.0001	
	LIC OF INDIA BIMA PLUS SECURED FUND	511142	0.0413	0	0.0000	0	0.0000	0.0413	
	LIC OF INDIA JEEVAN PLUS GROWTH FUND	3655	0.0002	0	0.0000	0	0.0000	0.0002	
	LIC OF INDIA MARKET PLUS SECURED FUND	20000	0.0016	0	0.0000	0	0.0000	0.0016	
	LIC OF INDIA MARKET PLUS BALANCED FUND	10361	0.0008	0	0.0000	0	0.0000	0.0008	
	LIC OF INDIA MONEY PLUS GROWTH FUND	9385910	0.7597	0	0.0000	0	0.0000	0.7597	
	LIC OF INDIA MONEY PLUS SECURED FUND	3949417	0.3197	0	0.0000	0	0.0000	0.3197	
	LIC OF INDIA MONEY PLUS NON UNIT FUND	374292	0.0302	0	0.0000	0	0.0000	0.0302	
	LIC OF INDIA SAMRIDHI PLUS FUND	1050000	0.0849	0	0.0000	0	0.0000	0.0849	
	LIC OF INDIA MARKET PLUS 1 SECURED FUND	50000	0.0040	0	0.0000	0	0.0000	0.0040	
	LIC OF INDIA MARKET PLUS 1 BALANCED FUND	20000	0.0016	0	0.0000	0	0.0000	0.0016	
	LIFE INSURANCE CORPORATION OF INDIA P & GS FUND	2239096	0.1812	0	0.0000	0	0.0000	0.1812	
	LIFE INSURANCE CORPORATION OF INDIA - ULIF004200910LICEND+GRW512	15153036	1.2266	0	0.0000	0	0.0000	1.2266	
	TOTAL	1208061	0.0977	0	0.0000	0	0.0000	0.0977	
	TOTAL	175753753	14.2270	0	0.0000	0	0.0000	14.227	




INDIAN OVERSEAS BANK				
(U)(d) Statement Showing Details of Locked-In Shares - 31-Dec-2014				
Sr.No	Name of the shareholder	Number of Locked In Shares	Locked-In Shares As A % Of Total Number of Shares {i.e., Grand Total (A)+(B)+(C) Indicaetd in Statement at Para (I)(a) Above}	Promoter / Promoter Group / Public
1	LIFE INSURANCE CORPORATION OF INDIA	81500000	6.5973	Public
2	PRESIDENT OF INDIA	504161505	40.8112	Promoters/Promoter Group
	TOTAL	585661505	47.4086	



Depository Receipts

INDIAN OVERSEAS BANK				
(II)(a) Statement Showing Details of Depository Receipts (DRs) - 31-Dec-2014				
Sr.No	Type of Outstanding DR (ADRs, GDRs, SDRs,etc.)	Number of Outstanding DRs	Number of Shares Underlying Outstanding DRs	Shares Underlying Outstanding DRs As A % OF Total Number of Shares {i.e., Grand Total (A)+(B)+(C) Indicated in Statement at Para (I)(a) Above}
	NIL			



Voicing Pattern

INDIAN OVERSEAS BANK						
(iii)(a) Statement showing the Voting Pattern of Shareholders, if more than one class of Shares / Securities is issued by the issuer. -31-Dec-2014.						
Sr.No	Category of Share Holder	Number of Voting Rights Held in each class of Securities			Total Voting Rights (III+IV+V)	Total Voting Rights i.e.(VI)
		CLASS X (III)	CLASS Y (IV)	CLASS Z (V)		
(1)	(i)					
(A)	PROMOTER AND PROMOTER GROUP					
(1)	INDIAN					
(b)	INDIVIDUALS/HINDU UNDIVIDED FAMILY					
(c)	CENTRAL GOVERNMENT / STATE GOVERNMENT(S)					
(d)	BODIES CORPORATE					
(e)	FINANCIAL INSTITUTIONS /BANKS					
	ANY OTHER (SPECIFY)					
	SUB-TOTAL(A)(1)					
(2)	FOREIGN					
	INDIVIDUALS (NON-RESIDENT					
(a)	INDIVIDUALS / FOREIGN INDIVIDUALS)					
(b)	BODIES CORPORATE					
(c)	INSTITUTIONS					
(d)	ANY OTHER					
	SUB-TOTAL(A)(2)					
	TOTAL SHAREHOLDING OF PROMOTER AND					
	PROMOTER GROUP (A)+(A)(1)+(A)(2)					
(B)	PUBLIC SHAREHOLDING					
(1)	INSTITUTIONS					
(a)	MUTUAL FUNDS / UTI					
(b)	FINANCIAL INSTITUTIONS /BANKS					
(c)	CENTRAL GOVERNMENT / STATE					
(d)	GOVERNMENT(S)					
(e)	VENTURE CAPITAL FUNDS					
(f)	INSURANCE COMPANIES					
(g)	FOREIGN INSTITUTIONAL INVESTORS					
(h)	FOREIGN VENTURE CAPITAL INVESTORS					
	ANY OTHER (SPECIFY)					
	SUB-TOTAL(B)(1)					
(2)	NON-INSTITUTIONS					
(a)	BODIES CORPORATE					
	INDIVIDUALS -					
	I. INDIVIDUAL SHAREHOLDERS HOLDING					
	NOMINAL SHARECAPITAL UP TO					
(b)	RS. 1 LAKH					
	II.INDIVIDUAL SHAREHOLDERS HOLDING					
	NOMINAL SHARECAPITAL IN EXCESS					
	OF RS. 1 LAKH					
(c)	ANY OTHER (SPECIFY)					
	SUB-TOTAL(B)(2)					
	TOTAL PUBLIC SHAREHOLDING					
	(B)=(B)(1)+(B)(2)					
(2)	TOTAL (A)+(B)					
	SHARES HELD BY CUSTODIANS AND					
	AGAINST WHICH DEPOSITORY RECEIPTS					
	HAVE-BEEN ISSUED					
(C)	GRAND TOTAL (A)+(B)+(C)					

