


(D)(a) Statement showing Shareholding Pattern


Name of the Company : Indo Rama Synthetics (India) Limited
Scrip Code, Name of the scrip, class of security : INDORAMA / BSE - 500207; EQUITY
As on Date : 31-Dec-2014

Partly paid-up shares	No. of partly paid-up shares	As a % of total no. of partly paid-up Shares	As a % of total no. of shares of the company
Held by promoter/promoter group	0	0	0
Held by public	0	0	0
Total	0	0	0
Outstanding convertible securities	No. of outstanding securities	As a % of total no. of outstanding convertible securities	As a % of total no. of shares of the company, assuming full conversion of the convertible securities
Held by promoter/promoter group	0	0	0
Held by public	0	0	0
Total	0	0	0
Warrants	No. of warrants	As a % of total no. of warrants	As a % of total no. of shares of the company, assuming full conversion of Warrants
Held by promoter/promoter group	0	0	0
Held by public	0	0	0
Total	0	0	0
Total paid-up capital of the company, assuming full conversion of warrants and convertible securities	151822242		




(1)(a) Statement showing Shareholding Pattern


Sr. no.	Category of shareholder (II)	Number of shareholders (III)	Total number of shares (IV)	Number of shares held in dematerialized form (V)	Total shareholding as a percentage of total number of shares		Shares Pledged or otherwise encumbered		
					As a percentage of (A+B) ¹ (VI)	As a percentage of (A+B+C) (VII)	Number of shares (VIII)	As a percentage (IX) = (VIII) / (IV) * 100	
(A)	Promoter and Promoter Group²								
(1)	Indian								
(a)	Individuals/Hindu Undivided Family	8	52924848	52924848	37.39	34.86	0	0.00	
(b)	Central Government/State Government(s)	0	0	0	0.00	0.00	0	0	
(c)	Bodies Corporate	2	4329204	4329204	3.06	2.85	0	0.00	
(d)	Financial Institutions/Banks	0	0	0	0.00	0.00	0	0	
(e)	Any Other (Total)	0	0	0	0.00	0.00	0	0	
	Sub-Total (A)(1)	10	57254052	57254052	40.45	37.71	0	0.00	
(2)	Foreign								
(a)	Individuals (Non-Resident Individuals/Foreign Individuals)	2	961724	961724	0.68	0.63	0	0.00	
(b)	Bodies Corporate	1	43288057	43288057	30.59	28.51	0	0.00	
(c)	Institutions	0	0	0	0.00	0.00	0	0.00	
(d)	Qualified Foreign Investor	0	0	0	0.00	0.00	0	0.00	
(e)	Any Other (Total)	0	0	0	0.00	0.00	0	0.00	
	Sub-Total (A)(2)	3	44249781	44249781	31.26	29.15	0	0.00	
	Total Shareholding of Promoter and Promoter Group (A) = (A)(1)+(A)(2)	13	101503833	101503833	71.72	66.86	0	0.00	



(B) Public shareholding³										
(1) Institutions										
(a)	Mutual Funds/UTI	10	10796	5376	0.01	0.01	N.A.	N.A.	N.A.	N.A.
(b)	Financial Institutions/Banks	6	2252106	2251962	1.59	1.48	N.A.	N.A.	N.A.	N.A.
(c)	Central Government/State Government(s)	0	0	0	0.00	0.00	N.A.	N.A.	N.A.	N.A.
(d)	Venture Capital Funds	0	0	0	0.00	0.00	N.A.	N.A.	N.A.	N.A.
(e)	Insurance Companies	3	4006850	4006850	2.83	2.64	N.A.	N.A.	N.A.	N.A.
(f)	Foreign Institutional Investors	11	14044664	14035074	9.92	9.25	N.A.	N.A.	N.A.	N.A.
(g)	Foreign Venture Capital Investors	0	0	0	0.00	0.00	N.A.	N.A.	N.A.	N.A.
(h)	Qualified Foreign Investor	0	0	0	0.00	0.00	N.A.	N.A.	N.A.	N.A.
(i)	Any Other (Total)	0	0	0	0.00	0.00	N.A.	N.A.	N.A.	N.A.
	Sub-Total (B)(1)	30	20314416	20299262	14.35	13.38	N.A.	N.A.	N.A.	N.A.
(2) Non-institutions										
(a)	Bodies Corporate	639	3539602	3523213	2.50	2.33	N.A.	N.A.	N.A.	N.A.
(b)	Individuals - i. Individual Shareholders Holding Nominal Share Capital Up To >Rs. 1 Lakh.	19990	8197466	7318760	5.79	5.40	N.A.	N.A.	N.A.	N.A.
	Individuals - ii. Individual Shareholders Holding Nominal Share Capital In Excess Of Rs. 1 Lakh	164	7976365	7976365	5.64	5.25	N.A.	N.A.	N.A.	N.A.
(c)	Qualified Foreign Investor	0	0	0	0.00	0.00	N.A.	N.A.	N.A.	N.A.
(d)	Any Other (Total)	0	0	0	0.00	0.00	N.A.	N.A.	N.A.	N.A.
	Sub-Total (B)(2)	20793	19713433	18818338	13.93	12.98	N.A.	N.A.	N.A.	N.A.
	Total Public Shareholding (B) = (B)(1)+(B)(2)	20823	40027849	39117600	28.28	26.36	N.A.	N.A.	N.A.	N.A.
	TOTAL (A)+(B)	20836	141531682	140621433	100.00	93.22	0	0	0	0.00
(C)	Shares held by Custodians	1	10290560	10290560	N.A.	6.78	N.A.	N.A.	N.A.	N.A.



	and against which Depository Receipts have been issued									
C1	Promoter and Promoter Group	0	0	0	0	N.A.	0.00	N.A.	N.A.	
C2	Public	1	10290560	10290560	150911993	N.A.	6.78	N.A.	N.A.	
	GRAND TOTAL (A)+(B)+(C)	20837	151822242	150911993	150911993	N.A.	100.00	0	0.00	




¹For determining public shareholding for the purpose of Clause 40A.

²For definitions of "Promoter" and "Promoter Group", refer to Clause 40A.


³For definitions of "Public Shareholding", refer to Clause 40A.

(D)(b) Statement showing Shareholding of persons belonging to the category "Promoter and Promoter Group"

Sr. No.	Name of the shareholder	PAN of the Shareholder	Total Shares held		Shares pledged or otherwise encumbered		Details of warrants		Details of convertible securities		Total shares (including underlying shares assuming full conversion of warrants and convertible securities) as a % of diluted share capital (XIII)
			Number (IV)	as a % of grand total (A) + (B) + (C) (V)	Number (VI)	as a percentage (VII) = (VI) / (IV) * 100	as a % of grand total (A) + (B) + (C) of sub-clause (I)(a) (VIII)	Number of warrants held (XI)	As a % total number of warrants of the same class (X)	Number of convertible securities held (XI)	
1	Brookgrange Investments Limited	AAECB7229B	43288057	28.51	0	0.00	0	0.00	0	0.00	28.51
2	Mr. O.P. Lohia	AACPL0089N	35014630	23.06	0	0.00	0	0.00	0	0.00	23.06
3	Mrs. Urmila Lohia	AACPL7659L	15855314	10.44	0	0.00	0	0.00	0	0.00	10.44
4	Mr. A Lohia	AACPL7518E	661696	0.44	0	0.00	0	0.00	0	0.00	0.44
5	Mr. M.L. Lohia	AHWPL9486C	300028	0.20	0	0.00	0	0.00	0	0.00	0.20
6	Mrs. Ritika Kumar	AAJPK3890K	414796	0.27	0	0.00	0	0.00	0	0.00	0.27
7	Ms. Aruna Goenka	AAKPG1041P	561652	0.37	0	0.00	0	0.00	0	0.00	0.37




8	Mr. Vishal Lohia	AABPL5213F	275372	0.18	0	0.00	0	0.00	0	0.00	0	0.00	0.18
9	Ms. Aradhna Lohia	ACPPL7525A	313256	0.21	0	0.00	0	0.00	0	0.00	0	0.00	0.21
10	Mrs. Rimple Lohia	ACNPL3858N	239940	0.16	0	0.00	0	0.00	0	0.00	0	0.00	0.16
11	Mr. Yashovardhan Lohia	ACPPL7526D	249888	0.16	0	0.00	0	0.00	0	0.00	0	0.00	0.16
12	Indo Rama Retail Holdings Pvt. Ltd.	AABCI2128P	2000000	1.32	0	0.00	0	0.00	0	0.00	0	0.00	1.32
13	Lohia Industries Pvt. Limited	AAACL2164M	2329204	1.53	0	0.00	0	0.00	0	0.00	0	0.00	1.53
	TOTAL		101503833	66.86	0	0.00	0	0.00	0	0.00	0	0.00	66.85



D)(c) Statement showing Shareholding of persons belonging to the category "Public" and holding more than 1% of the total number of shares

Sr. No.	Name of the shareholder	PAN of the Shareholder	Number of shares	Shares as a percentage of total number of shares {i.e., Grand Total (A)+(B)+(C) indicated in Statement at para (I)(a) above}	Details of warrants		Details of convertible securities		Total shares (including underlying shares assuming full conversion of warrants and convertible securities) as a % of diluted
					Number of warrants held	As a % total number of warrants of the same class	Number of convertible securities held	% w.r.t total number of convertible securities of the same class	
1	APMS Investment Fund Ltd.		12652175	8.33	0	0.00	0	0.00	8.33
2	Life Insurance Corporation of India		3005152	1.98	0	0.00	0	0.00	1.98
3	IFCI Ltd		2150342	1.42	0	0.00	0	0.00	1.42
	TOTAL		17807669	11.73	0	0.00	0	0.00	11.73




D(c) Statement showing Shareholding of persons belonging to the category "Public" and holding more than 5% of the total number of shares

Sr. No.	Name of the shareholder	PAN of the Shareholder	Number of Shareholder shares	Shares as a percentage of total number of shares {i.e., Grand Total (A)+(B)+(C) indicated in Statement at para (I)(a) above}	Details of warrants		Details of convertible securities		Total shares (including underlying shares assuming full conversion of warrants and convertible securities) as a % of diluted
					Number of warrants held	As a % total number of warrants of the same class	Number of convertible securities held	% w.r.t total number of convertible securities of the same class	
1	APMS Investment Fund Ltd.		12652175	8.33	0	0.00	0	0.00	8.33
	TOTAL		12652175	8.33	0	0.00	0	0.00	8.33

(D)(d) Statement showing details of locked-in shares

Sr. No. shareholder	PAN of the Shareholder	Number of locked-in shares	Locked-in shares as a percentage of total number of shares {i.e., Grand Total (A)+(B)+(C) indicated in Statement at para (I)(a) above}
TOTAL		0	0.00




(II)(a) Statement showing details of Depository Receipts (DRs)

Sr. No.	Type of outstanding DR (ADRs, GDRs, SDRs, etc.)	Number of outstanding DRs	Number of shares underlying outstanding DRs	Shares underlying outstanding DRs as a percentage of total number of shares {i.e., Grand Total (A)+(B)+(C) indicated in Statement at para (I)(a) above}
1	GDR	1286320	10290560	6.78
	TOTAL	1286320	10290560	6.78


(II)(b) Statement showing holding of Depository Receipts (DRs), where underlying shares held by 'promoter/promoter group' are in excess of 1% of the total number of shares

Sr. No.	Name of the DR Holder	Type of outstanding DR (ADRs, GDRs, SDRs, etc.)	Number of shares underlying outstanding DRs	Shares underlying outstanding DRs as a percentage of total number of shares {i.e., Grand Total (A)+(B)+(C) indicated in Statement at para (I)(a) above}
		TOTAL	0	0.00



(III) (a) Statement showing the voting pattern of shareholders, if more than one class of shares/securities is issued by the issuer.

Sr. no.	Category of shareholder (II)	Number of Voting Rights held in each class of securities			Total Voting Rights (III+IV+V) (VI)	Total Voting Rights i.e. (VI)	
		Class X (III)	Class Y (IV)	Class Z (V)		As a percentage of (A+B) (VII)	As a percentage of (A+B+C) (VIII)
(A) Promoter and Promoter Group²							
(1) Indian							
(a)	Individuals/Hindu Undivided Family	0	0	0	0	0.00	0.00
(b)	Central Government/State Government(s)	0	0	0	0	0.00	0.00
(c)	Bodies Corporate	0	0	0	0	0.00	0.00
(d)	Financial Institutions/Banks	0	0	0	0	0.00	0.00
(e)	Any Other (Total)	0	0	0	0	0.00	0.00
	Sub-Total (A)(1)	0	0	0	0	0.00	0.00
(2) Foreign							
(a)	Individuals (Non-Resident Individuals/Foreign Individuals)	0	0	0	0	0.00	0.00
(b)	Bodies Corporate	0	0	0	0	0.00	0.00
(c)	Institutions	0	0	0	0	0.00	0.00
(d)	Qualified Foreign Investor	0	0	0	0	0.00	0.00
(e)	Any Other (Total)	0	0	0	0	0.00	0.00
	Sub-Total (A)(2)	0	0	0	0	0.00	0.00
	Total Shareholding of Promoter and Promoter Group (A)= (A)(1)+(A)(2)	0	0	0	0	0.00	0.00
(B) Public shareholding							
(1) Institutions							
(a)	Mutual Funds/UTI	0	0	0	0	0.00	0.00
(b)	Financial Institutions/Banks	0	0	0	0	0.00	0.00



(c)	Central Government/State Government(s)	0	0	0	0	0	0	0	0.00	0.00
(d)	Venture Capital Funds	0	0	0	0	0	0	0	0.00	0.00
(e)	Insurance Companies	0	0	0	0	0	0	0	0.00	0.00
(f)	Foreign Institutional Investors	0	0	0	0	0	0	0	0.00	0.00
(g)	Foreign Venture Capital Investors	0	0	0	0	0	0	0	0.00	0.00
(h)	Qualified Foreign Investor	0	0	0	0	0	0	0	0.00	0.00
(h)	Any Other (Total)	0	0	0	0	0	0	0	0.00	0.00
	Sub-Total (B)(1)	0	0	0	0	0	0	0	0.00	0.00
(2)	Non-institutions									
(a)	Bodies Corporate	0	0	0	0	0	0	0	0.00	0.00
(b)	Individuals - i. Individual Shareholders Holding Nominal Share Capital Up To >Rs. 1 Lakh.	0	0	0	0	0	0	0	0.00	0.00
	Individuals - ii. Individual Shareholders Holding Nominal Share Capital In Excess Of Rs. 1 Lakh	0	0	0	0	0	0	0	0.00	0.00
(c)	Qualified Foreign Investor	0	0	0	0	0	0	0	0.00	0.00
(d)	Any Other (Total)	0	0	0	0	0	0	0	0.00	0.00
	Sub-Total (B)(2)	0	0	0	0	0	0	0	0.00	0.00
	Total Public Shareholding (B)= (B)(1)+(B)(2)	0	0	0	0	0	0	0	0.00	0.00
	TOTAL (A)+(B)	0	0	0	0	0	0	0	0.00	0.00
(C)	Shares held by Custodians and against which Depository Receipts have been issued	0	0	0	0	0	0	0	0.00	0.00
C1	Promoter and Promoter Group	0	0	0	0	0	0	0	0	0
C2	Public	0	0	0	0	0	0	0	0	0
	GRAND TOTAL (A)+(B)+(C)	0	0	0	0	0	0	0	0.00	0.00

