

(1) (a) STATEMENT SHOWING SHAREHOLDING PATTERN
 Name of the Company : INDRAPRASTHA MEDICAL CORPORATION LIMITED

DATE : 01/01/2015
 Quarter Ended : 31.12.2014

Script Code :
 Category Code :
 Category of Shareholder :
 Number of Shareholders :
 Total Number of Shares :
 Number of shares held in dematerialized form :
 Total Shareholding as a percentage of total no. of shares encumbered :
 Shares pledged or otherwise encumbered :
 % of A+B % of A+B+C Shares % of Tot.

(1) Indian

(a) Individuals / Hindu Undivided Family	10	864341	864336	0.94285	0.94285	0	0.00000
(b) Central Government / State Government(s)	1	23834196	0	23.99914	23.99914	0	0.00000
(c) Bodies Corporate	2	20578163	20578163	22.44735	22.44735	0	0.00000
(d) Financial Institutions / Banks	0	0	0	0.00000	0.00000	0	0.00000
(e) Others	0	0	0	0.00000	0.00000	0	0.00000
Sub-Total (A) (1)	13	45276700	21442499	49.38935	49.38935	0	0.00000

(2) Foreign

(a) Individuals (NRIs / Foreign Individuals)	0	0	0	0.00000	0.00000	0	0.00000
(b) Bodies Corporate	1	1475000	1475000	1.60898	1.60898	0	0.00000
(c) Institutions	0	0	0	0.00000	0.00000	0	0.00000
(d) Qualified foreign Investor	0	0	0	0.00000	0.00000	0	0.00000
(e) Others	0	0	0	0.00000	0.00000	0	0.00000
(1) Directors & their Relatives	0	0	0	0.00000	0.00000	0	0.00000
Sub-Total (A) (2)	1	1475000	1475000	1.60898	1.60898	0	0.00000

Total Shareholding of Prom. & Prom. Grp. (A) = (A) (1) + (A) (2)
 14 46751700 22917499 50.99833 50.99833 0 0.00000

Ans

(1) (a) STATEMENT SHOWING SHAREHOLDING PATTERN
 Name of the Company : INDRAPRASTHA MEDICAL CORPORATION LIMITED
 Scrip Code :
 Category of shareholder
 Code

Number of Shareholders
 Total Number of Shares
 Number of shares held in dematerialized form
 Total Shareholding as a percentage of total no. of shares
 X of A+B X of A+B+C
 Shares pledged or otherwise encumbered
 X->Tot. Shares X->Tot.

DATE : 01/01/2015
 Quarter Ended : 31.12.2014

(B) Public Shareholding

(1) Institutions

(a) Mutual Funds/ UTI	3	808919	808919	0.88240	0.88240	0.33085	0.33085	NA	NA
(b) Financial Institutions / Banks	8	486647	472047	0.53085	0.53085	0.00000	0.00000	NA	NA
(c) Central Government / State Government(s)	0	0	0	0.00000	0.00000	0.00000	0.00000	NA	NA
(d) Venture Capital Funds	0	0	0	0.00000	0.00000	0.00000	0.00000	NA	NA
(e) Insurance Companies	0	0	0	0.00000	0.00000	0.00000	0.00000	NA	NA
(f) Foreign Institutional Investors	3	822573	822573	0.89729	0.89729	0.89729	0.89729	NA	NA
(g) Foreign Venture Capital Investors	0	0	0	0.00000	0.00000	0.00000	0.00000	NA	NA
(h) Qualified Foreign Investor	0	0	0	0.00000	0.00000	0.00000	0.00000	NA	NA
(i) Others	0	0	0	0.00000	0.00000	0.00000	0.00000	NA	NA
(1) Foreign Financial Institutions	0	0	0	0.00000	0.00000	0.00000	0.00000	NA	NA
(2) Foreign Mutual Fund	0	0	0	0.00000	0.00000	0.00000	0.00000	NA	NA
Sub-Total (B) (1)	16	218139	210339	2.31054	2.31054	2.31054	2.31054	NA	NA

(2) Non-Institutions

(a) Bodies Corporate	602	14708270	14685370	16.04428	16.04428	14.54834	14.54834	NA	NA
(b) (1) Indiv. hldg. nom. shr. cap.<=Rs. 1 Lakh	36246	13336902	11093971	14.54834	14.54834	11.73062	11.73062	NA	NA
(1) Indiv. hldg. nom. shr. cap.> Rs. 1 Lakh	254	10772150	10199087	11.73062	11.73062	11.73062	11.73062	NA	NA
(c) Qualified Foreign Investor	0	0	0	0.00000	0.00000	0.00000	0.00000	NA	NA
(d) Others	4	32332	32332	0.03527	0.03527	0.03527	0.03527	NA	NA
(1) Trusts	3	16800	0	0.01833	0.01833	0.00000	0.00000	NA	NA
(2) Directors & their Relatives	0	0	0	0.00000	0.00000	0.00000	0.00000	NA	NA
(3) Foreign Nationals	339	2681509	1499586	2.92508	2.92508	0.12512	0.12512	NA	NA
(1) Non Resident Indians	1	114700	0	0.12512	0.12512	0.11187	0.11187	NA	NA
(2) Overseas Corporate Bodies	91	102557	102557	0.11187	0.11187	1.13222	1.13222	NA	NA
(3) Clearing Members	652	1037941	1037941	1.13222	1.13222	1.13222	1.13222	NA	NA
(4) Hindu Undivided Families	0	0	0	0.00000	0.00000	0.00000	0.00000	NA	NA
Sub-Total (B) (2)	38192	42803161	3850844	46.69113	46.69113	46.69113	46.69113	NA	NA
Total Public Shareholding	38208	44921300	40754363	47.00167	47.00167	49.00167	49.00167	NA	NA
(B) = (B) (1)+(B) (2)	38222	91673000	63671882	100.00000	100.00000	100.00000	100.00000	NA	NA
TOTAL (A)+(B)	0	0	0	0.00000	0.00000	0.00000	0.00000	NA	NA
(C) Shares held by Custodians and against which Depository Receipts have been issued	0	0	0	0.00000	0.00000	0.00000	0.00000	NA	NA
(1) Promoter and Promoter Group	0	0	0	0.00000	0.00000	0.00000	0.00000	NA	NA
(2) Public	0	0	0	0.00000	0.00000	0.00000	0.00000	NA	NA
GRAND TOTAL (A)+(B)+(C)	38222	91673000	63671882	100.00000	100.00000	100.00000	100.00000	0	0.00000





(I) (b) Statement showing holding of securities (including shares, warrants, convertible securities) of persons belonging to the category "Promoter and Promoter Group"

Sl.No Name of the shareholder Details of convertible securities held Encumbered shares
 Details of warrants Total shares (including underlying shares assuming full conversion of warrants and convertible securities) as a % of diluted share capital

Sl.No	Name of the shareholder	Details of convertible securities held	Total shares (including underlying shares assuming full conversion of warrants and convertible securities) as a % of diluted share capital	Encumbered shares
1	SUCHARITHA P REDDY	160689	0.17528	0
2	BANGITA REDDY	8600	0.00939	0
3	SUNEETA REDDY	138293	0.15085	0
4	PREETHA REDDY	202650	0.22106	0
5	SHOBANA KAMINENI	116918	0.12754	0
6	K S SAIDWAN	1	0.00000	0
7	PRATHAP C REDDY	237187	0.25873	0
8	P V JAYAKRISHNAN	1	0.00000	0
9	RAMESH CHANDER	1	0.00000	0

10 VINETA PAI	0.00000	0	0.00000	0.00000
11 PRESIDENT OF INDIA	23834196	0	0.00000	0.00000
12 APOLLO HOSPITALS ENTERPRISE LIMITED	20190740	0	0.00000	0.00000
13 PCR INVESTMENTS LIMITED	387423	0	0.00000	0.00000
14 WEDGEWOOD HOLDINGS LIMITED	1475000	0	0.00000	0.00000
*** Total ***	46731700	0	0.00000	0.00000





(I)(c)(i) Statement showing holding of securities (including shares, warrants, convertible securities) of persons belonging to the category "Public" and holding more than 1% of the total number of shares

Sl.No Name of the shareholder Details of Shares held Encumbered shares
 Details of warrants convertible Total shares (including underlying securities)

conversion of shares assuming full
 warrants and convertible
 securities) as a %
 of diluted share
 capital

No. of warrants held	As a % of total warrants held	No. of conv. sec. of same	As a % of total conv. sec. of same	Number of Shares	Shares as a % of total	Number of shares (i.e., Grand Total (A)+(B)+(C) indicated in Statement at para (I) (a) above)	Number of Shrs Shares	% of Total % of Grd. Tot. (A+B+C)->(I) a	
Class									
1 HOUSING DEVELOPMENT FINANCE CORPDR AAACH0997E 9000000 9.81750									
ED									
2 TATA INVESTMENT CORPORATION LIMITE AAAC14120F 1040713 1.13524									
*** Total *** 10040713 10.95275									

Asw...


(I)(C)(ii) Statement showing holding of securities (including shares, warrants, convertible securities) of persons (together with PA C) belonging to the category "Public" and holding more than 5% of the total number of shares of the company

Encumbered shares

Details of Shares held

PAN No. Details of Shares held

Details of warrants Details of convertible Total shares (including securities

conversion of shares assuming full

warrants and

convertible securities) as a %

of diluted share

capital

Number of Shares as a % of total

Number of Shares (i.e., Grand of Shrs Shares (A+B+C)-(I) a

Total (A)+(B)+(C) indicated in

Statement at para (I)(a) above)

1 HOUSING DEVELOPMENT FINANCE CORPORA AACHO977E 9000000 9.81750

ED

*** Total ***

9000000 9.81750

INDRAPRASTHA MEDICAL CORPORATION LIMITED


SCHEDULE 35 ANNEXURE

DATE: 01/01/2015

PAGE: 1

(I)(d) Statement showing details of locked-in shares

Brl.No	Name of the shareholder	Number of Shares	Shares as a percentage of total number of shares (i.e., Grand Total (A)+(B)+(C) indicated in Statement at para (I)(a) above)	Promoter / Proprietor Group / Public
*** Total ***				
			0.00000	



Introductory sub-table 1(a)

Name of the Company: **INDRAPRASTHA MEDICAL CORPORATION LIMITED**

Script Code, Name of the scrip, class of security: **INDRAMEDCO, EQUITY SHARES**

Quarter ended:

Party paid-up shares:- No. of party paid-up shares paid-up shares As a % of total no. of party paid-up shares of the company As a % of total no. of shares of the company

Held by promoter/promoter group	0	0	0
Held by public	0	0	0
Total - D	0	0	0

Outstanding convertible securities:- No. of outstanding convertible securities As a % of total no. of outstanding convertible securities As a % of total no. of shares of the company, assuming full conversion of the convertible securities

Held by promoter/promoter group	0	0	0
Held by public	0	0	0
Total - E	0	0	0

Warrants:- No. of warrants As a % of total no. of warrants As a % of total no. of shares of the company, assuming full conversion of warrants

Held by promoter/promoter group *	0	0	0
*Promoter group company	0	0	0
Held by public	0	0	0
Total - F	0	0	0

Ansungpal



Total paid-up capital of the company, assuming full conversion of warrants and convertible securities (Grand Total (A+B+C)+ D+E+F)

91673000

100



[Handwritten signature]