



# ION EXCHANGE

Refreshing the Planet

A

## Introductory sub-table (I)(a)

Name of the Company: ION EXCHANGE (INDIA) LIMITED			
Scrip Code, Name of the scrip, class of security: 500214, IONEX, EQUITY			
Quarter ended: 31st December, 2014			
<b>Partly paid-up shares:-</b>	<b>No. of partly paid-up shares</b>	<b>As a % of total no. of partly paid-up shares</b>	<b>As a % of total no. of shares of the company</b>
Held by promoter/promoter group	0	0	0
Held by public	0	0	0
<b>Total - D</b>	<b>0</b>	<b>0</b>	<b>0</b>
<b>Outstanding convertible securities:-</b>	<b>No. of outstanding securities</b>	<b>As a % of total no. of outstanding convertible securities</b>	<b>As a % of total no. of shares of the company, assuming full conversion of the convertible securities</b>
Held by promoter/promoter group	0	0	0
Held by public	0	0	0
<b>Total - E</b>	<b>0</b>	<b>0</b>	<b>0</b>
<b>Warrants:-</b>	<b>No. of warrants</b>	<b>As a % of total no. of warrants</b>	<b>As a % of total no. of shares of the company, assuming full conversion of warrants</b>
Held by promoter/promoter group	0	0	0
Held by public	0	0	0
<b>Total - F</b>	<b>0</b>	<b>0</b>	<b>0</b>
<b>Total paid-up capital of the company, assuming full conversion of warrants and convertible securities</b>	<b>14532159</b>		<b>100</b>



ION EXCHANGE (INDIA) LTD. Regd. No: L74999MH1964PLC014258

Regd. Office: Ion House, Dr. E. Moses Road, Mahalaxmi, Mumbai - 400 011, India.

Board: +91 22 3989 0909 | Fax: +91 22 2493 8737 | E-mail: [ieil@ionexchange.co.in](mailto:ieil@ionexchange.co.in) | Web: [www.ionindia.com](http://www.ionindia.com)

Offices: Bengaluru | Bhubaneswar | Chandigarh | Chennai | Hyderabad | Kolkata | Lucknow | New Delhi | Pune | Vadodara | Vashi | Visakhapatnam

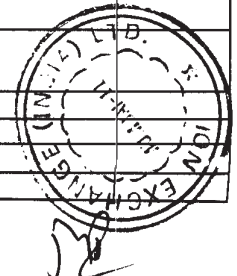


# ION EXCHANGE

Refreshing the Planet

B

Statement Showing Shareholding Pattern								
Category code	Category of Shareholder	Number of Shareholders	Table (I)(a)		Total shareholding as a percentage of total number of shares		Shares Pledged or otherwise encumbered	
			Total number of shares	Number of shares held in dematerialized form	As a percentage of (A+B) <sup>1</sup>	As a percentage of (A+B+C)	Number of shares	As a percentage
			(IV)	(V)	(VI)	(VII)	(VIII)	= (VIII)/(IV)*
(A)	<b>Shareholding of Promoter and Promoter Group<sup>2</sup></b>							
<b>1</b>	<b>Indian</b>							
(a)	Individuals/ Hindu Undivided Family	12	3297917	3297917	22.69	22.69	0	0.00
(b)	Central Government/ State Government(s)	0	0	0	0.00	0.00	0	0.00
(c)	Bodies Corporate	3	488296	253803	3.36	3.36	0	0.00
(d)	Financial Institutions/ Banks	0	0	0	0.00	0.00	0	0.00
(e)	Any Others – Trust	108	2672514	122500	18.39	18.39	0	0.00
	<b>Sub Total(A)(1)</b>	<b>123</b>	<b>6458727</b>	<b>3674220</b>	<b>44.44</b>	<b>44.44</b>	<b>0</b>	<b>0.00</b>
<b>2</b>	<b>Foreign</b>							
a	Individuals (Non-Residents Individuals/	0	0	0	0.00	0.00	0	0.00
b	Bodies Corporate	0	0	0	0.00	0.00	0	0.00
c	Institutions	0	0	0	0.00	0.00	0	0.00
d	Any Others (Specify)	0	0	0	0.00	0.00	0	0.00
	<b>Sub Total(A)(2)</b>	<b>0</b>	<b>0</b>	<b>0</b>	<b>0.00</b>	<b>0.00</b>	<b>0</b>	<b>0.00</b>
	<b>Total Shareholding of Promoter and Promoter Group (A)= (A)(1)+(A)(2)</b>	<b>123</b>	<b>6458727</b>	<b>3674220</b>	<b>44.44</b>	<b>44.44</b>	<b>0</b>	<b>0.00</b>
(B)	<b>Public shareholding</b>							
<b>1</b>	<b>Institutions</b>							
(a)	Mutual Funds/ UTI	14	14983	9799	0.10	0.10		
(b)	Financial Institutions / Banks	4	277	183	0.00	0.00		
(c)	Central Government/ State Government(s)	0	0	0	0.00	0.00		
(d)	Venture Capital Funds	0	0	0	0.00	0.00		
(e)	Insurance Companies	1	166230	166230	1.14	1.14		
(f)	Foreign Institutional Investors	2	63023	62973	0.43	0.43		
(g)	Foreign Venture Capital Investors	0	0	0	0.00	0.00		
(h)	Any Other (specify)				0.00	0.00		
	<b>Sub-Total (B)(1)</b>	<b>21</b>	<b>244513</b>	<b>239185</b>	<b>1.68</b>	<b>1.68</b>		
<b>B 2</b>	<b>Non-institutions</b>							
(a)	Bodies Corporate	301	1140540	1128030	7.85	7.85		
(b)	Individuals				0.00	0.00		
I	i. Individual shareholders holding nominal share capital up to Rs 1 lakh	12019	3616294	3028864	24.88	24.88		
II	ii. Individual shareholders holding nominal share capital in excess of Rs. 1 lakh.	70	2902639	2843455	19.97	19.97		
(c)	Any Other (specify)				0.00	0.00		
(c-i)	Trust	1	1010	1010	0.01	0.01		
(c-ii)	NRIs	170	168436	166729	1.16	1.16		



ION EXCHANGE (INDIA) LTD. Regd. Office: L74999MH1964PLC014258

Regd. Office: Ion House, Dr. E. Moses Road, Mahalaxmi, Mumbai - 400 011, India.

Board: +91 22 3989 0909 | Fax: +91 22 2493 8737 | E-mail: ieil@ionexchange.co.in | Web: www.ionindia.com

Offices: Bengaluru | Bhubaneswar | Chandigarh | Chennai | Hyderabad | Kolkata | Lucknow | New Delhi | Pune | Vadodara | Vashi | Visakhapatnam




# ION EXCHANGE

Refreshing the Planet

B

	<b>Sub-Total (B)(2)</b>	<b>12561</b>	<b>7828919</b>	<b>7168088</b>	<b>53.87</b>	<b>53.87</b>		
<b>(B)</b>	<b>Total Public Shareholding (B)= (B)(1)+(B)(2)</b>	<b>12582</b>	<b>8073432</b>	<b>7407273</b>	<b>55.56</b>	<b>55.56</b>		
	<b>TOTAL (A)+(B)</b>	<b>12705</b>	<b>14532159</b>	<b>11081493</b>	<b>100.00</b>	<b>100.00</b>		
<b>(C)</b>	<b>Shares held by Custodians and against</b>							
1	Promoter and Promoter Group	0	0	0	0.00	0.00	0	0.00
2	Public				0.00	0.00		
	<b>Sub-Total (C)</b>	<b>0</b>	<b>0</b>	<b>0</b>	<b>0.00</b>	<b>0</b>	<b>0</b>	<b>0</b>
	<b>GRAND TOTAL (A)+(B)+(C)</b>	<b>12705</b>	<b>14532159</b>	<b>11081493</b>	<b>100.00</b>	<b>100.00</b>	<b>0</b>	<b>0.00</b>






# ION EXCHANGE

Refreshing the Planet

D

**(I)(b) Statement showing holding of securities (including shares, warrants, convertible securities) of persons belonging to the category "Promoter and Promoter Group"**

Sr. No.	Name of the shareholder	Details of Shares held		Encumbered shares (*)			Details of warrants		Details of convertible securities		Total shares (including underlying shares assuming full conversion of warrants and convertible securities) as a % of diluted share capital
		Number of shares held	As a % of grand total (A)+(B)+(C)	No.	As a percentage	As a % of grand total (A)+(B)+(C) of sub-clause (I)(a)	Number of warrants held	As a % total number of warrants of the same class	Number of convertible securities held	As a % total number of convertible securities of the same class	
(I)	(II)	(III)	(IV)	(V)	(VI)=(V)/(III)*100	(VII)	(VIII)	(IX)	(X)	(XI)	(XII)
1	RAJESH SHARMA	781218	5.38		0.00	0.00	0	0	0	0	5.38
2	MAHABIR PRASAD PATNI	711747	4.90	0	0.00	0.00	0	0	0	0	4.90
3	UMA RANGANATHAN	373274	2.57	0	0.00	0.00	0	0	0	0	2.57
4	DINESH SHARMA	588521	4.05	0	0.00	0.00	0	0	0	0	4.05
5	AANKUR PATNI	254668	1.75	0	0.00	0.00	0	0	0	0	1.75
6	BIMAL JAIN	414098	2.85	0	0.00	0.00	0	0	0	0	2.85
7	POONAM SHARMA	49650	0.34	0	0.00	0.00	0	0	0	0	0.34
8	ARUNA SHARMA	107895	0.74	0	0.00	0.00	0	0	0	0	0.74
9	NIRMALA PATNI	8300	0.06	0	0.00	0.00	0	0	0	0	0.06
10	ANITA JAIN	5546	0.04	0	0.00	0.00	0	0	0	0	0.04
11	PALLAVI SHARMA	2000	0.01	0	0.00	0.00	0	0	0	0	0.01
12	NIDHI PATNI	1000	0.01	0	0.00	0.00	0	0	0	0	0.01
13	ION EXCHANGE FINANCIAL PRODUCTS PVT. LTD.	50422	0.35	0	0.00	0.00	0	0	0	0	0.35
14	AQUA INVESTMENTS (INDIA) LTD	253803	1.75	0	0.00	0.00	0	0	0	0	1.75
15	WATERCARE INVESTMENTS (INDIA) LTD	184071	1.27	0	0.00	0.00	0	0	0	0	1.27
16	V G RAJADHYAKSHA A/C HMIL TRUST	9600	0.07	0	0.00	0.00	0	0	0	0	0.07
17	TRUST (IEIL)	2662914	18.32	0	0.00	0.00	0	0	0	0	18.32
	<b>TOTAL</b>	<b>6458727</b>	<b>44.44</b>	<b>0</b>	<b>0.00</b>	<b>0.00</b>	<b>0</b>	<b>0</b>	<b>0</b>	<b>0</b>	<b>44.44</b>



**ION EXCHANGE (INDIA) LTD** Regd. No: L74999MH1964PLC014258

Regd. Office: Ion House, Dr. E. Moses Road, Mahalaxmi, Mumbai - 400 011, India.

Board: +91 22 3989 0909 | Fax: +91 22 2493 8737 | E-mail: ieil@ionexchange.co.in | Web: www.ionindia.com


Offices: Bengaluru | Bhubaneswar | Chandigarh | Chennai | Hyderabad | Kolkata | Lucknow | New Delhi | Pune | Vadodara | Vashi | Visakhapatnam



E

**(I)(c)(i) Statement showing holding of securities (including shares, warrants, convertible securities) of persons belonging to the category "Public" and holding more than 1% of the total number of shares**

Sr. No.	Name of the shareholder	Number of shares held	Shares as a percentage of total number of shares {i.e., Grand Total (A)+(B)+(C) indicated in Statement at para (I)(a) above}	Details of warrants		Details of convertible securities		Total shares (including underlying shares assuming full conversion of warrants and convertible securities) as a % of diluted share capital
				Number of warrants held	As a % total number of warrants of the same class	Number of convertible securities held	% w.r.t total number of convertible securities of the same class	
1	RAKESH JHUNJHUNWALA	875000	6.02	0	0	0	0	6.02
2	HAMPTON INVESTMENTS PRIVATE LIMITED	452364	3.11	0	0	0	0	3.11
3	MUKUL MAHAVIR PRASAD AGARWAL	223486	1.54	0	0	0	0	1.54
4	GENERAL INSURANCE CORPORATION OF INDIA	166230	1.14	0	0	0	0	1.14
<b>TOTAL</b>		<b>1717080</b>	<b>11.82</b>	<b>0</b>	<b>0</b>	<b>0</b>	<b>0</b>	<b>11.82</b>






E\_2

**(I)(c)(ii) Statement showing holding of securities (including shares, warrants, convertible securities) of persons (together with PAC) belonging to the category "Public" and holding more than 5% of the total number of shares of the company**

Sr. No.	Name(s) of the shareholder(s) and the Persons Acting in Concert (PAC) with them	Number of shares	Shares as a percentage of total number of shares {i.e., Grand Total (A)+(B)+(C) indicated in Statement at para (I)(a) above}	Details of warrants		Details of convertible securities		Total shares (including underlying shares assuming full conversion of warrants and convertible securities) as a % of diluted share capital
				Number of warrants	As a % total number of warrants of the same class	Number of securities held	% w.r.t total number of convertible securities of the same class	
1	RAKESH JHUNJHUNWALA	875000	6.02	0	0	0	0	6.02
<b>TOTAL</b>		<b>875000</b>	<b>6.02</b>	<b>0</b>	<b>0</b>	<b>0</b>	<b>0</b>	<b>6.02</b>





# ION EXCHANGE

Refreshing the Planet

(I)(d) Statement showing details of locked-in shares

F

Sr. No	Name of the shareholder	Number of locked-in shares	Locked-in shares as a percentage of total number of shares {i.e., Grand Total (A)+(B)+(C) indicated in Statement at para (I)(a) above}	Promoter / Promoter Group / Public
1	G. NARENDRAN	4,500	0.03	Public
2	GOURISH CHAKRAVORTY	12,000	0.08	Public
3	KANAILAL BHATTACHARYA	2,000	0.01	Public
4	MAHESH ANAND	7,000	0.05	Public
5	M. PATTABIRAMAN	1,500	0.01	Public
6	NATARAJAN ANBANANTHAN	5,000	0.03	Public
7	SHASHIKANT SITARAM RAUT	0	0.00	Public
8	SRINIVAS NAGARAJ IYENGAR	9,000	0.06	Public
9	VASANT JANARDHAN NAIK	6,500	0.04	Public
10	PARESH PUNDALIK BALLIKAR	1800	0.01	Public
11	T. VELLAICHAMY	5500	0.04	Public
	<b>GRAND TOTAL</b>	<b>54,800</b>	<b>0.38</b>	

