

CLAUSE 35
Introductory sub-table (I) (a)

NAME OF THE COMPANY : JUMBO BAG LTD
 SCRIP CODE : , NAME OF THE SCRIP : , CLASS OF SECURITY : EQUITY
 QUARTER ENDED :
 SHAREHOLDING PATTERN AS ON : 31-Dec-2014

Partly paid-up shares:-	No. of partly paid-up shares	As a % of total no. of partly paid-up shares	As a % of total no. of shares of the company
Held by promoter/promoter group			
Held by public			
Total - D			

Outstanding convertible securities:-	No. of outstanding securities	As a % of total no. of outstanding convertible securities	As a % of total no. of shares of the company, assuming full conversion of the convertible securities
Held by promoter/promoter group			
Held by public			
Total - E			

Warrants:-	No. of warrants	As a % of total no. of warrants	As a % of total no. of shares of the company, assuming full conversion of warrants
Held by promoter/promoter group			
Held by public			
Total - F			
Total paid-up capital of the company, assuming full Conversion of warrants and convertible securities	8373700		



CLAUSE 35
Introductory sub-table (I) (a)

NAME OF THE COMPANY : JUMBO BAG LTD
 SCRIP CODE : , NAME OF THE SCRIP : , CLASS OF SECURITY : EQUITY
 QUARTER ENDED :
 SHAREHOLDING PATTERN AS ON : 31-Dec-2014

STATEMENT SHOWING SHAREHOLDING PATTERN
TABLE (I) (a)

CATEGORY	CATEGORY OF SHARE HOLDER	NO. OF HOLDERS	TOTAL NO. OF SHARES	SHARES IN DEMAT	TOTAL SHAREHOLDING AS A PERCENTAGE OF TOTAL NUMBER OF SHARES		SHARES PLEDGED OR OTHERWISE ENCUMBERED	
					AS A % OF (A+B) (VI)	AS A % OF (A+B+C) (VII)	Number of shares (VIII)	As a percentage (IX) = (VIII)/(IV)*100
(I)	(II)	(III)	(IV)	(V)	(VI)	(VII)	(VIII)	(IX)
A. SHAREHOLDING OF PROMOTER AND PROMOTER GROUP								
1. INDIAN								
a.	INDIVIDUALS/HINDU UNDIVIDED FAMILY	29	1005597	1005597	12.0089	12.0089	0	0.0000
b.	CENTRAL GOVERNMENT/ STATE GOVERNMENT(S)	0	0	0	0.0000	0.0000	0	0.0000
c.	BODIES CORPORATE	1	2632200	2632200	31.4341	31.4341	0	0.0000
d.	FINANCIAL INSTITUTIONS/ BANKS	0	0	0	0.0000	0.0000	0	0.0000
e. ANY OTHER								
SUB - TOTAL (A) (1)		30	3637797	3637797	43.4431	43.4431	0	0.0000
2. FOREIGN								
a.	INDIVIDUALS (NON-RESIDENT INDIVIDUALS/ FOREIGN INDIVIDUALS)	0	0	0	0.0000	0.0000	0	0.0000
b.	BODIES CORPORATE	0	0	0	0.0000	0.0000	0	0.0000
c.	INSTITUTIONS	0	0	0	0.0000	0.0000	0	0.0000
d.	QUALIFIED FOREIGN INVESTOR	0	0	0	0.0000	0.0000	0	0.0000
e. ANY OTHER								
SUB - TOTAL (A) (2)		0	0	0	0.0000	0.0000	0	0.0000
TOTAL SHARE HOLDING OF PROMOTER AND PROMOTER GROUP (A) = (A) (1)+(A) (2)		30	3637797	3637797	43.4431	43.4431	0	0.0000



CLAUSE 35
Introductory sub-table (I) (a)

NAME OF THE COMPANY : JUMBO BAG LTD
 SCRIP CODE : , NAME OF THE SCRIP : , CLASS OF SECURITY : EQUITY
 QUARTER ENDED :
 SHAREHOLDING PATTERN AS ON : 31-Dec-2014

STATEMENT SHOWING SHAREHOLDING PATTERN
TABLE (I) (a)

CATE GORY CODE	CATEGORY OF SHARE HOLDER	NO.OF HOLDERS	TOTAL NO.OF SHARES	SHARES IN DEMAT	TOTAL SHAREHOLDING AS A PERCENTAGE OF TOTAL NUMBER OF SHARES		SHARES PLEDGED OR OTHERWISE ENCUMBERED	
					AS A % OF (A+B) (VI)	AS A % OF (A+B+C) (VII)	Number of shares (VIII)	As a percentage (IX)= (VIII)/(IV)*100
(I)	(II)	(III)	(IV)	(V)	(VI)	(VII)	(VIII)	(IX)
B. PUBLIC SHAREHOLDING								
1. INSTITUTIONS								
a.	MUTUAL FUNDS/UTI	2	15600	0	0.1862	0.1862	NA	NA
b.	FINANCIAL INSTITUTIONS/ BANKS	1	100	100	0.0011	0.0011	NA	NA
c.	CENTRAL GOVERNMENT/ STATE GOVERNMENT(S)	0	0	0	0.0000	0.0000	NA	NA
d.	VENTURE CAPITAL FUNDS	0	0	0	0.0000	0.0000	NA	NA
e.	INSURANCE COMPANIES	0	0	0	0.0000	0.0000	NA	NA
f.	FOREIGN INSTITUTIONAL INVESTORS	0	0	0	0.0000	0.0000	NA	NA
g.	FOREIGN VENTURE CAPITAL INVESTORS	0	0	0	0.0000	0.0000	NA	NA
h.	QUALIFIED FOREIGN INVESTOR	0	0	0	0.0000	0.0000	NA	NA
i.	ANY OTHER							
SUB - TOTAL (B) (1)		3	15700	100	0.1874	0.1874	NA	NA




CLAUSE 35
Introductory sub-table (I) (a)

NAME OF THE COMPANY : JUMBO BAG LTD
 SCRIP CODE : , NAME OF THE SCRIP : , CLASS OF SECURITY : EQUITY
 QUARTER ENDED :
 SHAREHOLDING PATTERN AS ON : 31-Dec-2014

STATEMENT SHOWING SHAREHOLDING PATTERN
TABLE (I) (a)

CATEGORY	CATEGORY OF SHARE HOLDER	NO.OF HOLDERS	TOTAL NO.OF SHARES	SHARES IN DEMAT	TOTAL SHAREHOLDING AS A PERCENTAGE OF TOTAL NUMBER OF SHARES		SHARES PLEDGED OR OTHERWISE ENCUMBERED	
					AS A % OF (A+B) (VI)	AS A % OF (A+B+C) (VII)	Number of shares (VIII)	As a percentage (IX)= (VIII)/(IV)*100
(I)	(II)	(III)	(IV)	(V)	(VI)	(VII)	(VIII)	(IX)
2. NON-INSTITUTIONS								
a.	BODIES CORPORATE	129	199146	193546	2.3782	2.3782	NA	NA
b.	INDIVIDUALS -							
	I INDIVIDUAL SHAREHOLDERS HOLDING NOMINAL SHARE CAPITAL UPTO RS. 1 LAKH	7467	2668372	1914884	31.8661	31.8661	NA	NA
	II INDIVIDUAL SHAREHOLDERS HOLDING NOMINAL SHARE CAPITAL IN EXCESS OF RS. 1 LAKH	55	1687220	1509220	20.1490	20.1490	NA	NA
c.	QUALIFIED FOREIGN INVESTOR	0	0	0	0.0000	0.0000	NA	NA
d.	ANY OTHER							
	CLEARING MEMBERS	7	3375	3375	0.0403	0.0403	NA	NA
	HINDU UNDIVIDED FAMILIES	92	138596	138596	1.6551	1.6551	NA	NA
	NON RESIDENT INDIANS	38	23494	5994	0.2805	0.2805	NA	NA
		137	165465	147965	1.9760	1.9760	NA	NA
SUB - TOTAL (B) (2)		7788	4720203	3765615	56.3693	56.3693	NA	NA
TOTAL PUBLIC SHAREHOLDING (B) = (B) (1)+(B) (2)		7791	4735903	3765715	56.5568	56.5568	NA	NA
TOTAL (A) + (B)		7821	8373700	7403512	100.0000	100.0000	0	0.0000



CATEGORY CODE	CATEGORY OF SHARE HOLDER	NO. OF HOLDERS	TOTAL NO. OF SHARES	SHARES IN DEMAT	TOTAL SHAREHOLDING AS A PERCENTAGE OF TOTAL NUMBER OF SHARES	SHARES PLEDGED OR OTHERWISE ENCUMBERED	As a percentage (IX) = (VIII)/(IV)*100
(I)	(II)	(III)	(IV)	(V)	AS A % OF (A+B) (VI)	AS A % OF (A+B+C) (VII)	Number of shares (VIII)
C. SHARES HELD BY CUSTODIANS AND AGAINST WHICH DEPOSITORY RECEIPTS HAVE BEEN ISSUED							
	Promoter and Promoter Group	0	0	0	0.0000	0.0000	NA
	Public	0	0	0	0.0000	0.0000	NA
	TOTAL CUSTODIAN (C)	0	0	0	0.0000	0.0000	NA
GRAND TOTAL (A) + (B) + (C)							
		7821	8373700	7403512	100.0000	0	0.0000



JUMBO BAG LTD

(I) (b) Statement showing holding of securities (including shares, warrants, convertible securities) of persons belonging to the category "Promoter and Promoter Group" - 31-Dec-2014


Sr.No	Name of the shareholder	Details of Shares held		Encumbered shares (*)			Details of warrants		Details of convertible securities		Total shares (including underling shares assuming full conversion of warrants and convertible securities) as a % of diluted share capital (XII)
		No. of Shares held	As a % of (A)+(B)+(C)	No. of Shares held	As a percentage	As a % of (A)+(B)+(C) of sub-clause (I) (a)	Number of warrants held	As a % total number of warrants of the same class	Number of convertible securities held	As a % total number of securities of the same class	
(I)	(II)	(III)	(IV)	(V)	(VI) = (V) / (III) * 100	(VII)	(VIII)	(IX)	(X)	(XI)	(XII)
1	BALAJI TRADING ENTERPRISES PRIVATE LTD	2632200	31.4341	0	0.0000	0.0000	0	0.0000	0	0.0000	31.4341
2	G S AHALYA	29300	0.3499	0	0.0000	0.0000	0	0.0000	0	0.0000	0.3499
3	G V JAYALAKSHMI	88250	1.0538	0	0.0000	0.0000	0	0.0000	0	0.0000	1.0538
4	SUDHAKAR GORANTLA	24400	0.2913	0	0.0000	0.0000	0	0.0000	0	0.0000	0.2913
5	G S SAROJINI	50750	0.6060	0	0.0000	0.0000	0	0.0000	0	0.0000	0.6060
6	VIJAYA LAKSHMI G S	6000	0.0716	0	0.0000	0.0000	0	0.0000	0	0.0000	0.0716
7	PRAGATHI G R	48100	0.5744	0	0.0000	0.0000	0	0.0000	0	0.0000	0.5744
8	G R MAHALAKSHMI	20004	0.2388	0	0.0000	0.0000	0	0.0000	0	0.0000	0.2388
9	ACHYUTHA G R	1000	0.0119	0	0.0000	0.0000	0	0.0000	0	0.0000	0.0119
10	SRINIVAS G S	31550	0.3767	0	0.0000	0.0000	0	0.0000	0	0.0000	0.3767
11	BALAJI G V	40500	0.4836	0	0.0000	0.0000	0	0.0000	0	0.0000	0.4836
12	RACHITHA G B	6667	0.0796	0	0.0000	0.0000	0	0.0000	0	0.0000	0.0796
13	SATHISHKUMAR G V	18161	0.2168	0	0.0000	0.0000	0	0.0000	0	0.0000	0.2168
14	GORANTLA RAVICHANDRAN	25100	0.2997	0	0.0000	0.0000	0	0.0000	0	0.0000	0.2997
15	G AHALYA	600	0.0071	0	0.0000	0.0000	0	0.0000	0	0.0000	0.0071
16	G SANGEETHA	19167	0.2288	0	0.0000	0.0000	0	0.0000	0	0.0000	0.2288
17	JWALA G S	6000	0.0716	0	0.0000	0.0000	0	0.0000	0	0.0000	0.0716
18	REENA G R	6000	0.0716	0	0.0000	0.0000	0	0.0000	0	0.0000	0.0716
19	MANDHINI G A	6000	0.0716	0	0.0000	0.0000	0	0.0000	0	0.0000	0.0716
20	RAJASEKAR G S	51550	0.6156	0	0.0000	0.0000	0	0.0000	0	0.0000	0.6156
21	SUDHAKAR G	25000	0.2985	0	0.0000	0.0000	0	0.0000	0	0.0000	0.2985
22	SRIDHAR G S	31550	0.3767	0	0.0000	0.0000	0	0.0000	0	0.0000	0.3767
23	GOPINATH G V	28000	0.3343	0	0.0000	0.0000	0	0.0000	0	0.0000	0.3343
24	CHALAPATHI G V	12800	0.1528	0	0.0000	0.0000	0	0.0000	0	0.0000	0.1528
25	LATHARANI G	72500	0.8658	0	0.0000	0.0000	0	0.0000	0	0.0000	0.8658
26	GOPTA G P N	115873	1.3837	0	0.0000	0.0000	0	0.0000	0	0.0000	1.3837
27	RAHARAJ G P	33500	0.4000	0	0.0000	0.0000	0	0.0000	0	0.0000	0.4000
28	ANIL KUMAR G S	32550	0.3887	0	0.0000	0.0000	0	0.0000	0	0.0000	0.3887
29	RADHAKRISHNA G	99495	1.1881	0	0.0000	0.0000	0	0.0000	0	0.0000	1.1881
30	DR GADDAM KUMAR REDDY	75230	0.8984	0	0.0000	0.0000	0	0.0000	0	0.0000	0.8984
	TOTAL	3637797	43.4431	0	0.0000	0.0000	0	0.0000	0	0.0000	43.4431



JUMBO BAG LTD

(I) (c) (i) Statement showing holding of securities (including shares, warrants, convertible securities) of persons belonging to the category "Public" and holding more than 1% of the total number of shares - 31-Dec-2014


Sr.No	Name of the shareholder	No. of Shares held	Shares as a percentage of total number of shares {i.e., Grand Total (A)+(B)+(C) indicated in Statement at para(I) (a) above}	Details of warrants		Details of convertible securities		Total shares (including underlying shares assuming full conversion of warrants and convertible securities) as a % of diluted share capital
				Number of warrants held of the same class	As a % total number of warrants of the same class	Number of convertible securities held	% w.r.t total convertible securities of the same class	
1	DR SHEELA SWAMY	150000	1.7913	0	0.0000	0	0.0000	1.7913
2	T V SUBBA RAO	95000	1.1345	0	0.0000	0	0.0000	1.1345
3	MURALIDHAR G	123710	1.4773	0	0.0000	0	0.0000	1.4773
4	KAMAL KUMAR KESHWANI	162128	1.9361	0	0.0000	0	0.0000	1.9361
TOTAL		530838	6.3393	0	0.0000	0	0.0000	6.3393



JUNBO BAG LTD

(I) (c) (ii) Statement showing holding of securities (including shares, warrants, convertible securities) of persons (together with PAC) belonging to the category "Public" and holding more than 5% of the total number of shares of the company - 31-Dec-2014

Sr.No	Name(s) of the shareholder(s) and the Persons Acting in Concert (PAC) with them	No. of Shares held	Shares as a percentage of total number of shares (i.e., Grand Total (A)+(B)+(C) indicated in Statement at para(I) (a) above)	Details of warrants Number of warrants held	As a % total number of warrants of the same class	Details of convertible securities Number of convertible securities held	% w.r.t total number of convertible securities of the same class	Total shares (including underlying shares assuming full conversion of warrants and convertible securities) as a % of diluted share capital
	NIL							



JUMBO BAG LTD

(I) (d) STATEMENT SHOWING DETAILS OF LOCKED-IN SHARES -31-Dec-2014


SL.NO	NAME OF THE SHARE HOLDER	NUMBER OF LOCKED IN SHARES	LOCKED-IN SHARES AS A % OF TOTAL NUMBER OF SHARES (i.e., GRAND TOTAL (A)+(B)+(C) INDICATED IN STATEMENT AT PARA (I) (a) ABOVE)	Promoter / Promoter Group / Public
	NIL			



JUMBO BAG LTD

(II) (a) STATEMENT SHOWING DETAILS OF DEPOSITORY RECEIPTS (DRs) - 31-Dec-2014

SL. NO	TYPE OF OUTSTANDING DR (ADRs, GDRs, SDRs, etc.)	NUMBER OF OUTSTANDING DRs	NUMBER OF SHARES UNDERLYING OUTSTANDING DRs	SHARES UNDERLYING OUTSTANDING DRs AS A % OF TOTAL NUMBER OF SHARES (i.e., GRAND TOTAL (A)+(B)+(C) INDICATED IN STATEMENT AT PARA (I) (a) ABOVE]
	NIL			



JUMBO BAG LTD

(II) (b) STATEMENT SHOWING HOLDING OF DEPOSITORY RECEIPTS (DRs), WHERE UNDERLYING SHARES HELD BY
PROMOTER/PROMOTER GROUP ARE IN EXCESS OF 1% OF THE TOTAL NUMBER OF SHARES - 31-Dec-2014

SL.NO	NAME OF THE DR HOLDER	TYPE OF OUTSTANDING DR (ADRs, GDRs, SDRs, etc.)	NUMBER OF SHARES UNDERLYING OUTSTANDING DRs	SHARES UNDERLYING OUTSTANDING DRs AS A % OF TOTAL NUMBER OF SHARES [i.e., GRAND TOTAL (A)+(B)+(C) INDICATED IN STATEMENT AT PARA (I) (a) ABOVE]
	NIL			

