

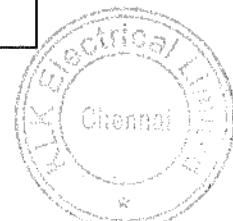
Introductory sub-table (I)(a)

Name of the Company: KLK Electrical Limited			
Scrip Code, Name of the scrip, class of security: 517170, KLKELEC, EQUITY			
Quarter ended: 31.12.2014			
Partly paid-up shares:-			
	No. of partly paid-up shares	As a % of total no. of partly paid-up shares	As a % of total no. of shares of the company
Held by promoter/promoter group	0	0	0
Held by public	0	0	0
Total	0	0	0
Outstanding convertible securities:-			
	No. of outstanding securities	As a % of total no. of outstanding convertible securities	As a % of total no. of shares of the company, assuming full conversion of the convertible securities
Held by promoter/promoter group	0	0	0
Held by public	0	0	0
Total	0	0	0
Warrants:-			
	No. of warrants	As a % of total no. of warrants	As a % of total no. of shares of the company, assuming full conversion of warrants
Held by promoter/promoter group	0	0	0
Held by public	0	0	0
Total	0	0	0
Total paid-up capital of the company, assuming full conversion of warrants and convertible securities		2650000	

FOR KLK ELECTRICAL LIMITED

[Signature]

Director



Statement Showing Shareholding Pattern as on 31.12.2014								
Category code	Category of Shareholder	Number of Shareholders	Table (I)(a)		Total shareholding as a percentage of total number of shares		Shares Pledged or otherwise encumbered	
			Total number of shares	Number of shares held in dematerialized form	As a percentage of (A+B) ¹	As a percentage of (A+B+C)	Number of shares	As a percentage
			(IV)	(V)	(VI)	(VII)	(VIII)	(IX) = (VIII)/(IV)*100
(A)	Shareholding of Promoter and							
1	Indian							
(a)	Individuals/ Hindu Undivided Family	8	159549	157349	6.02	6.02	0	0.00
(b)	Central Government/ State Government(s)	0	0	0	0.00	0.00	0	0.00
(c)	Bodies Corporate	0	0	0	0.00	0.00	0	0.00
(d)	Financial Institutions/ Banks	0	0	0	0.00	0.00	0	0.00
(e)	Any Others(Specify)	0	0	0	0.00	0.00	0	0.00
(e-i)		0	0	0	0.00	0.00	0	0.00
(e-ii)		0	0	0	0.00	0.00	0	0.00
	Sub Total(A)(1)	8	159549	157349	6.02	6.02	0	0.00
2	Foreign							
a	Individuals (Non-Residents Individuals/ Foreign Individuals)	0	0	0	0.00	0.00	0	0.00
b	Bodies Corporate	0	0	0	0.00	0.00	0	0.00
c	Institutions	0	0	0	0.00	0.00	0	0.00
d	Qualified Foreign Investor	0	0	0	0.00	0.00	0	0.00
e	Any Others(Specify)	0	0	0	0.00	0.00	0	0.00

FOR KLK ELECTRICAL LIMITED

Director



(B)	Public shareholding							
1	Institutions							
(a)	Mutual Funds/ UTI	0	0	0	0.00	0.00	0	0.00
(b)	Financial Institutions / Banks	0	0	0	0.00	0.00	0	0.00
(c)	Central Government/ State Government(s)	0	0	0	0.00	0.00	0	0.00
(d)	Venture Capital Funds	0	0	0	0.00	0.00	0	0.00
(e)	Insurance Companies	0	0	0	0.00	0.00	0	0.00
(f)	Foreign Institutional Investors	0	0	0	0.00	0.00	0	0.00
(g)	Foreign Venture Capital Investors	0	0	0	0.00	0.00	0	0.00
(h)	Qualified Foreign Investor	0	0	0	0.00	0.00	0	0.00
(i)	Any Other (specify)	0	0	0	0.00	0.00	0	0.00
(i-ii)					0.00	0.00	0	0.00
(i-ii)								
	Sub-Total (B)(1)	0	0	0	0.00	0.00	0	0.00
B 2	Non-institutions							
(a)	Bodies Corporate	19	434895	434295	16.41	16.41	0	0.00
(b)	Individuals							
I	Individuals -i. Individual shareholders holding nominal share capital up to Rs 1 lakh	1298	484835	203585	18.30	18.30	0	0.00
II	ii. Individual shareholders holding nominal share capital in excess of Rs. 1 lakh.	20	1479376	1451376	55.83	55.83	0	0.00
(c)	Qualified Foreign Investor	0	0	0	0.00	0.00	0	0.00
(d)	Any Other (specify)							
(d-i)	Clearing Members				0.00	0.00	0	0.00
(d-ii)	Hindu Undivided Families	14	35995	35995	1.36	1.36	0	0.00
(d-iii)	Non Resident Indians	34	55350	17650	2.09	2.09	0	0.00
	Sub-Total (B)(2)	1385	2490451	2142901	93.98	93.98		
(B)	Total Public Shareholding (B)= (B)(1)+(B)(2)	1385	2490451	2142901	93.98	93.98	0	0.00
	TOTAL (A)+(B)	1393	2650000	2300250	100.00	100.00	0	0.00

For KLK ELECTRICAL LIMITED

Director



(I)(b) Statement showing holding of securities (including shares, warrants, convertible securities) of persons belonging to the category "Promoter and Promoter Group" as on 31.12.2014

Sr. No.	Name of the shareholder	Details of Shares held		Encumbered shares (*)			Details of warrants		Details of		Total shares
		Number of shares held	As a % of grand total (A)+(B)+(C)	No.	As a percentage	As a % of grand total (A)+(B)+(C) of sub-clause (I)(a)	Number of warrants held	As a % total number of warrants of the same class	Number of convertible securities held	As a % total number of convertible securities of the same class	
(i)	(ii)	(iii)	(iv)	(v)	(vi)=(v)/(iii)*100	(vii)	(viii)	(ix)	(x)	(xi)	(xii)
1	Devi Lavakumar	100	0.00	0	0.00	0.00	0	0	0	0	0.0037
2	Devi Lavakumar	100	0.00	0	0.00	0.00	0	0	0	0	0.0037
3	Karthik L.	700	0.03	0	0.00	0.00	0	0	0	0	0.0264
4	Lavakumar V.	100	0.00	0	0.00	0.00	0	0	0	0	0.0037
5	Devi Lavakumar	100	0.00	0	0.00	0.00	0	0	0	0	0.0037
6	Lavakumar V.	1100	0.04	0	0.00	0.00	0	0	0	0	0.0415
7	V.Lavakumar	95349	3.60	0	0.00	0.00	0	0	0	0	3.5981
8	Devi Lavakumar	62000	2.34	0	0.00	0.00	0	0	0	0	2.3396
TOTAL		159549	6.02	0	0.00	0.00	0	0	0	0	6.0204

(*) The term "encumbrance" has the same meaning as assigned to it in regulation 28(3) of the SAST Regulations, 2011

For KLK ELECTRICAL LIMITED



Director




(I)(c)(i) Statement showing holding of securities (including shares, warrants, convertible securities) of persons belonging to the category "Public" and holding more than 1% of the total number of shares as on 31.12.2014

Sr. No.	Name of the shareholder	Number of shares held	Shares as a percentage of total number of shares {i.e., Grand Total (A)+(B)+(C) indicated in Statement at para (I)(a) above}	Details of warrants		Details of convertible securities		Total shares (including underlying shares assuming full conversion of warrants and convertible securities) as a % of diluted share capital
				Number of warrants held	As a % total number of warrants of the same class	Number of convertible securities held	% w.r.t total number of convertible securities of the same class	
1	Hitesh Ramji Jhaveri	81000	3.06	0	0	0	0	3.056603774
2	Ankit Gala	92150	3.48	0	0	0	0	3.477358491
3	J Sri Rama Chandra Durga Prasad	205000	7.74	0	0	0	0	7.7358
4	Deven Naniwadekar	27617	1.04	0	0	0	0	1.042150943
5	Rajendra Naniwadekar	336100	12.68	0	0	0	0	12.68301887
6	Mayur N.Dharod	312000	11.77	0	0	0	0	11.77358491
7	Pragna Tinesh Gala	34950	1.32	0	0	0	0	1.318867925
8	Shanta Dattatray Patil	50200	1.89	0	0	0	0	1.894339623
9	G Hanumantha Rao	157050	5.93	0	0	0	0	5.926415094
10	Uday Kranti Investments Limited	350000	13.21	0	0	0	0	13.20754717
11	J.Srinivasa Murthy	38000	1.43	0	0	0	0	1.433962264
12	kellton Securities Private Limited	49950	1.88	0	0	0	0	1.8849
TOTAL		1734017	65.43	0	0	0	0	65.43454906

For KLK ELECTRICAL LIMITED

[Signature]

Director




(D)(c)(ii) Statement showing holding of securities (including shares, warrants, convertible securities) of persons (together with PAC) belonging to the category "Public" and holding more than 5% of the total number of shares of the company as on 31.12.2014

Sr. No.	Name(s) of the shareholder(s) and the Persons Acting in Concert (PAC) with them.	Number of shares	Shares as a percentage of total number of shares {i.e., Grand Total (A)+(B)+(C) indicated in Statement at para (D)(a) above}	Details of warrants		Details of convertible securities		Total shares (including underlying shares assuming full conversion of warrants and convertible securities) as a % of diluted share capital
				Number of warrants	As a % total number of warrants of the same class	Number of convertible securities held	% w.r.t total number of convertible securities of the same class	
1	Rajendra Naniwadekar	336100	12.68	0	0	0	0	12.683
2	J.Sri Ramachandra Durga Prasad	205000	7.74	0	0	0	0	7.7358
3	Uday Kranti Investments Limited	350000	13.21	0	0	0	0	13.2075
4	G E anumantha Rao	157050	5.93	0	0	0	0	5.9245
5	Manur N.Dharod	312000	11.32	0	0	0	0	11.7735
TOTAL		1360150	51.33	0	0	0	0	51.3243

For KKK ELECTRICAL LIMITED

Director




(I)(d) Statement showing details of locked-in shares as on 31.12.2014

Sr. No.	Name of the shareholder	Number of locked-in shares	Locked-in shares as a percentage of total number of shares {i.e., Grand Total (A)+(B)+(C) indicated in Statement at para (I)(a) above}
	NIL	Nil	#VALUE!
2			0.00
3			0.00
4			0.00
5			0.00
6			0.00
7			0.00
8			0.00
9			0.00
TOTAL		0	0.00

For KLK ELECTRICAL LIMITED



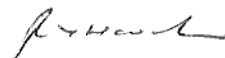
Director



(II)(a) Statement showing details of Depository Receipts (DRs) as on 31.12.2014

Sr. No.	Type of outstanding DR (ADRs, GDRs, SDRs, etc.)	Number of outstanding DRs	Number of shares underlying outstanding DRs	Shares underlying outstanding DRs as a percentage of total number of shares {i.e., Grand Total (A)+(B)+(C) indicated in Statement at para (I)(a) above}
1	Nil	Nil	Nil	#VALUE!
2				0.00
3				0.00
4				0.00
5				0.00
6				0.00
7				0.00
8				0.00
9				0.00
TOTAL		0	0	0.00

For KLK ELECTRICAL LIMITED



Director



(II)(b) Statement showing holding of Depository Receipts (DRs), where underlying shares held by "promoter/promoter group" are in excess of 1 % of the total number of shares

Sr. No.	Name of the DR Holder	Type of outstanding DR (ADRs, GDRs, SDRs, etc.)	Number of shares underlying outstanding DRs	Shares underlying outstanding DRs as a percentage of total number of shares {i.e., Grand Total (A)+(B)+(C) indicated in Statement at para (I (a) above}
1	Nil	Nil	Nil	
2				
3				
4				
5				
6				
7				
8				
9				
TOTAL			0	

For KLK ELECTRICAL LIMITED

[Signature]

Director

