


I (a) Statement showing Shareholding Pattern			
Name of the Company : MAN INFRACONSTRUCTION LIMITED			
Scrip Code : 533169 / MANINFRA		Class of Security : EQUITY	
Quarter ended : 31st December, 2014			
Partly Paid-up shares	No. of Partly Paid-up shares	As a % of total no. of partly paid-up shares	As a % of total no. of shares of the Company
Held by promoter / promoter group	0	0	0
Held by public	0	0	0
Total	0	0	0
Outstanding convertible securities	No. of outstanding securities	As a % of total no. of outstanding convertible securities	As a % of total no. of shares of the Company, assuming full conversion of the convertible securities
Held by promoter / promoter group	0	0	0
Held by public	0	0	0
Total	0	0	0
Warrants	No. of warrants	As a % of total no. of warrants	As a % of total no. of shares of the Company, assuming full conversion of warrants
Held by promoter / promoter group	0	0	0
Held by public	0	0	0
Total	0	0	0
Total paid-up capital of the company, assuming full conversion of warrants and convertible securities	The total paid-up Capital of the Company is Rs. 49,50,00,540/- (Rupees Forty Nine Crores Fifty Lac Five Hundred and Forty Only) divided into 24,75,00,270 Equity Shares of Rs. 2/- each. There were no outstanding warrants/convertible securities as on 31st December, 2014.		



Statement Showing Shareholding Pattern
Name of the Company : MAN INFRACONSTRUCTION LIMITED


Scrip Code :

533169
MANINFRA


Quarter Ended :

31.12.2014

Category code (I)	Category of Shareholder (II)	Number of Shareholders (III)	Total number of shares (IV)	Number of shares held in dematerialized form (V)	Total shareholding as a percentage of total number of shares		Shares Pledged or otherwise encumbered	
					As a percentage of (A+B) ¹ (VI)	As a percentage of (A+B+C) (VII)	Number of Shares (VIII)	As a percentage (IX)= (VIII)/(IV)*100
(A)	Shareholding of Promoter and Promoter Group²							
1	Indian							
(a)	Individuals/ Hindu Undivided Family	9	168,443,175	168,443,175	68.06	68.06	0	0
(b)	Central Government/ State	0	0	0	0.00	0.00	0	0
(c)	Bodies Corporate	0	0	0	0.00	0.00	0	0
(d)	Financial Institutions/ Banks	0	0	0	0.00	0.00	0	0
(e)	Qualified Foreign Investors	0	0	0	0	0	0	0
(f)	Any Others(Specify)	0	0	0	0.00	0.00	0	0
	Sub Total(A)(1)	9	168,443,175	168,443,175	68.06	68.06	0	0
2	Foreign							
a	Individuals (Non-Residents Individuals/ Foreign Individuals)	0	0	0	0.00	0.00	0	0
b	Bodies Corporate	0	0	0	0.00	0.00	0	0
c	Institutions	0	0	0	0.00	0.00	0	0
d	Qualified Foreign Investor	0	0	0	0.00	0.00	0	0
e	Any Others(Specify)	0	0	0	0.00	0.00	0	0
	Sub Total(A)(2)	0	0	0	0.00	0.00	0	0
	Total Shareholding of Promoter and Promoter Group (A)= (A)(1)+(A)(2)	9	168,443,175	168,443,175	68.06	68.06	0	0
(B)	Public shareholding							
1	Institutions							
(a)	Mutual Funds/ UTI	0	0	0	0.00	0.00	0	0
(b)	Financial Institutions/ Banks	3	7,890,936	7,890,936	3.19	3.19	0	0
(c)	Central Government/ State	0	0	0	0.00	0.00	0	0
(d)	Venture Capital Funds	0	0	0	0.00	0.00	0	0
(e)	Insurance Companies	0	0	0	0.00	0.00	0	0
(f)	Foreign Institutional Investors	2	86,845	86,845	0.04	0.04	0	0
(g)	Foreign Venture Capital Investors	0	0	0	0.00	0.00	0	0
(h)	Qualified Foreign Investors	0	0	0	0.00	0.00	0	0
(i)	Any other	0	0	0	0.00	0.00	0	0
	Sub-Total (B)(1)	5	7,977,781	7,977,781	3.23	3.23	0	0
B 2	Non-institutions							
(a)	Bodies Corporate	340	11,714,725	11,714,725	4.73	4.73	1,611,305	13.75
(b)	Individuals							
I	i. Individuals shareholders holding nominal share capital up to Rs 1 lakh	9,115	11,038,000	10,933,070	4.46	4.46	120,915	1.09
II	ii. Individual shareholders holding nominal share capital in excess of Rs. 1 lakh.	49	19,223,508	19,223,508	7.77	7.77	0	0.00
(c)	Qualified Foreign Investors (Corporate)	0	0	0	0.00	0.00	0	0.0
(d)	Qualified Foreign Investors (Individual)	0	0	0	0.00	0.00	0	0.0
(e)	Foreign Portfolio Investor (Individual)	0	0	0	0.00	0.00	0	0.0
(f)	Foreign Portfolio Investor (Corporate)	1	218,670	218,670	0.09	0.09	0	0.0
(g)	Any Other (specify) -				0.00	0.00	0	0
(g-i)	Clearing Member	177	1,082,809	1,082,809	0.43	0.43	0	0.00
(g-ii)	Office Bearer	84	247,485	247,485	0.10	0.10	0	0
(g-iii)	Market Maker	0	0	0	0.00	0.00	0	0
(g-iv)	Foreign Nationals							
	NRI (Repat)	84	263,931	263,931	0.11	0.11	0	0
	NRI (Non-Repat)	32	15,096	15,096	0.01	0.01	0	0
(g-v)	Overseas Bodies Corporate	1	20,250,000	20,250,000	8.18	8.18	0	0
(g-vi)	Directors	5	4,949,445	4,949,445	2.00	2.00	0	0
(g-vii)	Trusts	3	1,315	1,315	0.00	0.00	0	0
(g-vii)	Hindu Undivided Family	4	2,074,330	2,072,455	0.84	0.84	0	0
	Sub-Total (B)(2)	9,895	71,079,314	70,972,509	28.71	28.71	1,732,220	2.44
(B)	Total Public Shareholding (B)= (B)(1)+(B)(2)	9,900	79,057,095	78,950,290	31.94	31.94	1,732,220	2.19
	TOTAL (A)+(B)	9,909	247,500,270	247,393,465	100.00	100.00	1,732,220	0.70
(C)	Shares held by Custodians and against which Depository Receipts have been issued	0	0	0	0.00	0.00	0	0
	GRAND TOTAL (A)+(B)+(C)	9,909	247,500,270	247,393,465	100.00	100.00	1,732,220	0.70



(I)(a) Sr. No.	NOTES
1	The above information has been prepared based on the data furnished by Link Intime India Private Limited, Company's RTA Agent
2	Number of Shareholders have been stated on the basis of demat folio and registered physical folios furnished by Link Intime India Private Limited, Company's RTA agent.
3	The number of shareholders stands for the total number of demat accounts/folios of all the shareholders of the Company.
4	The face value of Equity Shares of the Company was sub-divided from Rs. 10/- to Rs.2/- each pursuant to approval of Shareholders received by way of Postal Ballot on 12th August, 2014.




(I)(b) **Statement showing holding of securities (including shares, warrants, convertible securities) of persons belonging to the category "Promoter and Promoter Group"**

Sr. No.	Name and PAN of the shareholder	Details of Shares held		Encumbered shares (*)			Details of warrants		Details of convertible securities		Total shares (including underlying shares assuming full conversion of warrants and convertible securities) as a % of diluted share capital
		Number of shares held	As a % of grand total (A)+(B)+(C)	No.	As a percentage	As a % of grand total (A)+(B)+(C) of sub-clause (I)(a)	Number of warrants held	As a % total number of warrants of the same class	Number of convertible securities held	As a % total number of convertible securities of the same class	
(I)	(II)	(III)	(IV)	(V)	(VI)=(V)/(III)*100	(VII)	(VIII)	(IX)	(X)	(XI)	(XII)
1	Parag K. Shah* AAHPS5248M	80,770,805	32.63	0	0.00	0.00	0	0	0	0	32.63
2	Mansi P. Shah* ALEPS4558A	59,285,695	23.95	0	0.00	0.00	0	0	0	0	23.95
3	Parag K. Shah HUF AACHP9365B	7,619,220	3.08	0	0.00	0.00	0	0	0	0	3.08
4	Manan P. Shah BGWPS7586Q	10,000,000	4.04	0	0.00	0.00	0	0	0	0	4.04
5	Vatsal P. Shah (Father and Natural Guardian-Mr. Parag K. Shah) BGWPS7678R	10,000,000	4.04	0	0.00	0.00	0	0	0	0	4.04
6	Purvi M. Shah AGKPS7774D	767,455	0.31	0	0.00	0.00	0	0	0	0	0.31
TOTAL		168,443,175	68.06	0	0.00	0.00	0	0	0	0	68.06

Note:


* Some of these shres are held jointly.

As per the email of SEBI dated 12.09.2011 regarding consolidation of holdings, received by Link Intime India Private Limited (RTA) and as per the data provided by the RTA, the Shareholding is consolidated on the basis of PAN.




(I)(c)(i) Statement showing holding of securities (including shares, warrants, convertible securities) of persons belonging to the category "Public" and holding more than 1% of the total number of shares

Sr. No.	Name of the shareholder	Number of shares held	Shares as a percentage of total number of shares {i.e., Grand Total (A)+(B)+(C) indicated in Statement at para (I)(a) above}	Details of warrants		Details of convertible securities		Total shares (including underlying shares assuming full conversion of warrants and convertible securities) as a % of diluted share capital
				Number of warrants held	As a % total number of warrants of the same class	Number of convertible securities held	% w.r.t total number of convertible securities of the same class	
1	SAI Holding Infrastructure Company (P) Limited	20,250,000	8.18	0	0	0	0	8.18
2	Suketu R. Shah	4,877,185	1.97	0	0	0	0	1.97
3	Life Insurance Corporation of India	4,450,000	1.80	0	0	0	0	1.80
4	Eden Realtors Private Limited	3,916,983	1.58	0	0	0	0	1.58
5	General Insurance Corporation of India	3,392,566	1.37					1.37
TOTAL		36,886,734	14.90	0	0	0	0	14.90



(I)(c)(ii) Statement showing holding of securities (including shares, warrants, convertible securities) of persons (together with PAC) belonging to the category "Public" and holding more than 5% of the total number of shares of the company

Sr. No.	Name(s) of the shareholder(s) and the Persons Acting in Concert (PAC) with them	Number of shares	Shares as a percentage of total number of shares {i.e., Grand Total (A)+(B)+(C) indicated in Statement at para (I)(a) above}	Details of warrants		Details of convertible securities		Total shares (including underlying shares assuming full conversion of warrants and convertible securities) as a % of diluted share capital
				Number of warrants	As a % total number of warrants of the same class	Number of convertible securities held	% w.r.t total number of convertible securities of the same class	
1	SAI Holding Infrastructure Company (P) Limited	20,250,000	8.18	0	0	0	0	8.18
TOTAL		20,250,000	8.18	0	0	0	0	8.18




(I)(d) Statement showing details of locked-in shares

Sr. No.	Name of the shareholder	Category	Number of locked-in shares	Locked-in shares as a percentage of total number of shares {i.e., Grand Total (A)+(B)+(C) indicated in Statement at para (I)(a) above}
	N.A		Nil	
	TOTAL		0.00	0.00



(II)(a) Statement showing details of Depository Receipts (DRs)

Sr. No.	Type of outstanding DR (ADRs, GDRs, SDRs, etc.)	Number of outstanding DRs	Number of shares underlying outstanding DRs	Shares underlying outstanding DRs as a percentage of total number of shares {i.e., Grand Total (A)+(B)+(C) indicated in Statement at para (I)(a) above}
	N.A			
TOTAL		0	0	0.00



(II)(b) Statement showing Holding of Depository Receipts (DRs), where underlying shares are in excess of 1% of the total number of shares

Sr. No.	Name of the DR Holder	Type of outstanding DR (ADRs, GDRs, SDRs, etc.)	Number of shares underlying outstanding DRs	Shares underlying outstanding DRs as a percentage of total number of shares {i.e., Grand Total (A)+(B)+(C) indicated in Statement at para (I)(a) above}
	N.A			
TOTAL			0	0

