

(I)(a) **Statement showing Shareholding Pattern**

Name of the Company : **MARKSANS PHARMA LIMITED**  
Scrip Code : 524404 Name of the Scrip : MARKSANS  
Quarter Ended : 31ST DECEMBER, 2014

Class of Security : EQUITY


<b>Partly Paid-up Shares</b>	No. of partly paid-up shares	As a % of total no. of partly paid-up shares	As a % of total no. of shares of the Company
Held by Promoter / promoter group	0	-	-
Held by Public	0	-	-
<b>Total</b>	<b>0</b>	<b>-</b>	<b>-</b>
<b>Outstanding Convertible Securities</b>	No. of outstanding securities	As a % of total no. of outstanding convertible securities	As a % of total no. of shares of the Company, assuming full conversion of the convertible securities
Held by Promoter / promoter group	0	0	0
Held by Public	61	100	0.00
<b>Total</b>	<b>61</b>	<b>100</b>	<b>0.00</b>
<b>Warrants</b>	No. of Warrants	As a % of total no. of warrants	As a % of total no. of shares of the Company assuming full conversion of warrants
Held by Promoter / promoter group	0	0	0
Held by Public	0	0	0
<b>Total</b>	<b>0</b>	<b>0</b>	<b>0.0</b>
<b>Total Paid-up Capital of the Company assuming full conversion of warrants and convertible securities</b>	<b>385388518</b> <i>(Includes 81314 equity shares that will be issued in case conversion right is exercised by the bond holders)</i>		

Continued




Category Code	Category of Shareholder	Number of Shareholders	Total Number of Shares	Number of Shares held in dematerialised form	Total Shareholding as a percentage of shares		Shares Pledged or otherwise encumbered	
					As a percentage of (A+B) (VI)	As a percentage of (A+B+C) (VII)	Number of Shares (VIII)	As a percentage (IX)
(I)	(II)	(III)	(IV)	(V)	(VI)	(VII)	(VIII)	(IX)
<b>(A)</b>	<b>Promoter and Promoter Group</b>							
<b>(1)</b>	<b>Indian</b>							
(a)	Individuals/ Hindu Undivided Family	2	197491733	197491733	51.26	51.26	0	0
(b)	Central Govt. / State Govt.	0	0	0			0	0
(c)	Bodies Corporate	0	0	0			0	0
(d)	Financial Institutions / Banks	0	0	0			0	0
(e)	Any Other '(specify)	0	0	0			0	0
	<b>Sub-Total '(A)(1)</b>	<b>2</b>	<b>197491733</b>	<b>197491733</b>	<b>51.26</b>	<b>51.26</b>	<b>0</b>	<b>0</b>
<b>(2)</b>	<b>Foreign</b>							
(a)	Individuals '(Non-Resident Individuals/ Foreign Individuals)	0	0	0			0	0
(b)	Bodies Corporate	0	0	0			0	0
(c)	Institutions	0	0	0			0	0
(d)	QFI	0	0	0			0	0
(e)	Any Other '(specify)	0	0	0			0	0
	<b>Sub-Total '(A)(2)</b>	<b>0</b>	<b>0</b>	<b>0</b>			<b>0</b>	<b>0</b>
	<b>Total Shareholding of Promoter and Promoter Group "(A)=(A)(1)+(A)(2)</b>	<b>2</b>	<b>197491733</b>	<b>197491733</b>	<b>51.26</b>	<b>51.26</b>	<b>0</b>	<b>0</b>
<b>(B)</b>	<b>Public Shareholding</b>							
<b>(1)</b>	<b>Institutions</b>							
(a)	Mutual Funds/ UTI	3	1376000	1376000	0.36	0.36	0	0
(b)	Financial Institutions/ Banks	5	435570	433570	0.11	0.11	0	0
(c)	Central Govt. / State Govt.	0	0	0			0	0
(d)	Venture Capital Funds	0	0	0			0	0
(e)	Insurance Companies	0	0	0			0	0
(f)	Foreign Institutional Investors	40	36259097	36259097	9.41	9.41	0	0
(g)	Foreign Venture Capital Investors	0	0	0			0	0
(h)	QFI	0	0	0			0	0
(i)	Any Other '(specify)	0	0	0			0	0
	<b>Sub-Total '(B)(1)</b>	<b>48</b>	<b>38070667</b>	<b>38068667</b>	<b>9.88</b>	<b>9.88</b>	<b>0</b>	<b>0</b>

Continued



(2)	<b>Non-institutions</b>								
(a)	Bodies Corporate	966	23309627	23306627	6.05	6.05	0	0	
(b)	Individuals -								
	i. Individual share holders holding nominal share capital upto Rs. 1Lakh	49054	77424776	76438736	20.09	20.09	0	0	
	ii. Individual share holders holding nominal share capital in excess of Rs. 1 Lakh	130	41786391	40807391	10.84	10.84	0	0	
(c)	QFI	0	0	0	0	0	0	0	
(d)	Any Other '(specify)								
	i. Clearing Member	268	906462	906462	0.24	0.24	0	0	
	ii. NRI	726	4530883	4530883	1.18	1.18	0	0	
	iii. Foreign Company	1	118593	118593	0.03	0.03	0	0	
	iv. Directors & Relatives	2	1659572	1659572	0.43	0.43	0	0	
	v. Trust	5	8500	8500	0	0	0	0	
	vi. Unclaimed Suspense Account	0	0	0	0	0	0	0	
	<b>Sub-Total '(B)(2)</b>	<b>51152</b>	<b>149744804</b>	<b>147776764</b>	<b>38.86</b>	<b>38.86</b>	<b>0</b>	<b>0</b>	
	<b>Total Public Shareholding (B)=(B)(1)+(B)(2)</b>	<b>51200</b>	<b>187815471</b>	<b>185845431</b>	<b>48.74</b>	<b>48.74</b>	<b>0</b>	<b>0</b>	
	<b>Total '(A) + (B)</b>	<b>51202</b>	<b>385307204</b>	<b>383337164</b>	<b>100</b>	<b>100</b>	<b>0</b>	<b>0</b>	
Category Code	Category of Shareholder	Number of Shareholders	Total Number of Shares	Number of Shares held in demate-rised form	Total Shareholding as a percengate of shares		Shares Pledged or otherwise encumbered		
(I)	(II)	(III)	(IV)	(V)	As a percentage of (A+B) (VI)	As a percentage of (A+B+C) (VII)	Number of Shares (VIII)	As a percentage (IX) = (VIII)/(IV)* 100	
(C)	<b>Shares held by custodian and against which Depository Receipts have been issued</b>								
(1)	Promoter and Promoter Group	0	0	0		0			
(2)	Public	0	0	0		0			
	<b>Total '(C)</b>	<b>0</b>	<b>0</b>	<b>0</b>		<b>0</b>			
	<b>GRAND TOTAL (A)+(B)+(C)</b>	<b>51202</b>	<b>385307204</b>	<b>383337164</b>		<b>100</b>	<b>0</b>	<b>0</b>	





(I)(b) Statement showing holding of securities (including shares, warrants, convertible securities) of persons belonging to the category "Promoter and Promoter Group"

Sr. No.	Name of the Shareholder	Details of Shares held			Encumbered shares			Details of Warrants		Details of convertible securities		Total Shares (including underlying shares assuming full conversion of warrants and convertible securities) as a % of diluted share capital (XII)
		Number of Shares held	As a % of grand total (A)+(B)+(C)	Number	As a % (VI)=(v)/(III)*100	As a % of grand total (A)+(B)+(C) of sub-clause (I)(a)	Number of Warrants held	As a % of total number of warrants of the same class (IX)	Number of convertible securities held	As a % of total number of convertible securities of the same class (XI)		
(I)	(II)	(III)	(IV)	(V)	(VI)=(v)/(III)*100	(VII)	(VIII)	(IX)	(X)	(XI)	(XII)	
1	Mark Saldanha	197491553	51.26	0	0	0	0	0	0	0	197491553	51.24
2	Sandra Saldanha	180	0.00	0	0	0	0	0	0	0	180	0.00
	<b>Total</b>	<b>197491733</b>	<b>51.26</b>	<b>0</b>	<b>0</b>	<b>0</b>	<b>0</b>	<b>0</b>	<b>0</b>	<b>0</b>	<b>197491733</b>	<b>51.24</b>

(I)(c)(i) Statement showing holding of securities (including shares, warrants, convertible securities) of persons belonging to the category "Public" and holding more than 1% of the total number of shares

Sr. No.	Name of the Shareholder	Details of Shares held			Encumbered shares			Details of Warrants		Details of convertible securities		Total Shares (including underlying shares assuming full conversion of warrants and convertible securities) as a % of diluted share capital (XII)
		Number of Shares held	As a % of grand total (A)+(B)+(C)	Number	As a % (VI)=(v)/(III)*100	As a % of grand total (A)+(B)+(C) of sub-clause (I)(a)	Number of Warrants held	As a % of total number of warrants of the same class (IX)	Number of convertible securities held	As a % of total number of convertible securities of the same class (XI)		
(I)	(II)	(III)	(IV)	(V)	(VI)=(v)/(III)*100	(VII)	(VIII)	(IX)	(X)	(XI)	(XII)	
1	Wasatch Emerging Markets Small Cap Fund	10828567	2.81	0	0	0	0	0	0	0	10828567	2.81
	<b>Total</b>	<b>10828567</b>	<b>2.81</b>	<b>0</b>	<b>0</b>	<b>0</b>	<b>0</b>	<b>0</b>	<b>0</b>	<b>0</b>	<b>10828567</b>	<b>2.81</b>



*Somji*

(l)(c)(ii) Statement showing holding of securities (including shares, warrants, convertible securities) of persons (together with PAC) belonging to the category "Public" and holding more than 5% of the total number of shares of the Company

Sr No	Names of the shareholders and the PAC with them	Number Shares	Shares as a % of total number of shares (i.e. grand total (A)+(B)+(C) indicated in statement at para (l)(a) above)	Details of Warrants		Details of Convertible Securities		Total shares (including underlying shares assuming full conversion of warrants and convertible securities) as a % of diluted share capital
				Number of warrants	As a % of total number of warrants of same class	Number of convertible securities of same class	% w.r.t. total no. of convertible securities of same class	
	NIL	0	0	0	0	0	0	0.00
	<b>Total</b>							

(l)(d) Statement showing details of locked-in shares

Sr No	Name of the Shareholder	Number of locked-in shares	Locked-in shares as a percentage of total number of shares (i.e. Grand Total '(A)+(B)+(C) ) indicated in Statement at para (l)(a) above)
1	MARK SALDANHA	17500000	4.54
	<b>Total</b>	<b>17500000</b>	<b>4.54</b>

(l)(e) Statement showing details of Depository Receipts 'DRs)

Sr No	Type of outstanding DR (ADRs, GDRs SDRs, etc.)	Number of Outstanding DRs	Number of Shares underlying outstanding DRs	Shares underlying outstanding DRs as a percentage of total number of shares (i.e. Grand Total '(A)+(B)+(C) ) indicated in Statement at para (l)(a) above)
	NIL	NIL	NIL	NIL
	<b>Total</b>			

(l)(f) Statement showing Holding of Depository Receipts 'DRs), where underlying shares are in excess of 1% of the total number of shares

Sr No	Name of the DR Holder	Type of outstanding DR (ADRs, GDRs, SDRs etc.)	Number of Shares underlying outstanding DRs	Shares underlying outstanding DRs as a percentage of total number of shares (i.e. Grand Total '(A)+(B)+(C) ) indicated in Statement at para (l)(a) above)
	NIL	NIL	NIL	NIL
	<b>Total</b>			



(III)(a) Statement showing the voting pattern of shareholders, if more than one class of shares/securities is issued by the issuer


Class X : EQUITY

Class Y : N.A.

Class Z : N.A.

Category code (I)	Category of shareholder (II)	Number of Voting Rights held in each class of securities			Total Voting Rights (VI)	Total Voting Rights i.e. (VI)	
		Class X Equity (III)	Class Y N.A. (IV)	Class Z N.A. (V)		As a % of (A+B) (VII)	As a % of (A+B+C) (VIII)
<b>(A)</b>	<b>Promoter and Promoter Group</b>						
<b>(1)</b>	<b>Indian</b>						
(a)	Individuals / Hindu Undivided Family	197491733	0	0	197491733	51.26	51.26
(b)	Central Government/ State Governments	0	0	0	0		
(c)	Bodies Corporate	0	0	0	0		
(d)	Financial Institutions/ Banks	0	0	0	0		
(e)	Any other (specify)	0	0	0	0		
	<b>Sub-Total '(A)(1)</b>	<b>197491733</b>	<b>0</b>	<b>0</b>	<b>197491733</b>	<b>51.26</b>	<b>51.26</b>
<b>(2)</b>	<b>Foreign</b>						
(a)	Individuals '(Non-Resident Individuals/ Foreign Individuals)	0	0	0	0		
(b)	Bodies Corporate	0	0	0	0		
(c)	Institutions	0	0	0	0		
(d)	QFI	0	0	0	0		
(e)	Any other (specify)	0	0	0	0		
	<b>Sub-Total '(A)(2)</b>	<b>0</b>	<b>0</b>	<b>0</b>	<b>0</b>		
	<b>Total Shareholding of Promoter and Promoter Group (A)=(A)(1)+(A)(2)</b>	<b>197491733</b>	<b>0</b>	<b>0</b>	<b>197491733</b>	<b>51.26</b>	<b>51.26</b>

Continued





<b>(B)</b>	<b>Public Shareholding</b>						
<b>(1)</b>	<b>Institutions</b>						
(a)	Mutual Funds/UTI	1376000	0	0	1376000	0.36	0.36
(b)	Financial Institutions/ Banks	435570	0	0	435570	0.11	0.11
(c)	Central Government/ State Governments	0	0	0	0		
(d)	Venture Capital Funds	0	0	0	0		
(e)	Insurance Companies	0	0	0	0		
(f)	Foreign Institutional Investors	36259097	0	0	36259097	9.41	9.41
(g)	Foreign Venture Capital Investors	0	0	0	0		
(h)	QFI	0	0	0	0		
(i)	Any other (specify)	0	0	0	0		
	<b>Sub-Total '(B)(1)</b>	<b>38070667</b>	<b>0</b>	<b>0</b>	<b>38070667</b>	<b>9.88</b>	<b>9.88</b>
<b>(2)</b>	<b>Non-Institutions</b>						
(a)	Bodies Corporate	23309627	0	0	23309627	6.05	6.05
(b)	Individuals :-						
	i. Individual share- holders holding nominal share capital upto Rs. 1 Lakh.	77424776	0	0	77424776	20.09	20.09
	ii. Individual share- holders holding nominal share capital in excess of Rs. 1 Lack	41786391	0	0	41786391	10.84	10.84
(c)	QFI	0	0	0	0	0	0
(d)	Any other (specify)						
	i. Clearing Members	906462	0	0	906462	0.24	0.24
	ii. NRIs	4530883	0	0	4530883	1.18	1.18
	iii. Foreign Company	118593	0	0	118593	0.03	0.03
	iv. Directors and Relatives	1659572	0	0	1659572	0.43	0.43
	v. Trust	8500	0	0	8500	0	0
	vi. Unclaimed Suspense Account	0	0	0	0		
	<b>Sub-Total '(B)(2)</b>	<b>149744804</b>	<b>0</b>	<b>0</b>	<b>149744804</b>	<b>38.86</b>	<b>38.86</b>
	<b>Total Public Sharehold- ing '(B)=(B)(1)+(B)(2)</b>	<b>187815471</b>	<b>0</b>	<b>0</b>	<b>187815471</b>	<b>48.74</b>	<b>48.74</b>
	<b>TOTAL '(A)+(B)</b>	<b>385307204</b>	<b>0</b>	<b>0</b>	<b>385307204</b>	<b>100</b>	<b>100</b>
<b>(C)</b>	<b>Shares held by Custodians and against which Depository Receipts have been issued</b>	<b>0</b>	<b>0</b>	<b>0</b>	<b>0</b>	<b>0</b>	<b>0</b>
	<b>GRAND TOTAL (A)+(B)+(C)</b>	<b>385307204</b>	<b>0</b>	<b>0</b>	<b>385307204</b>		<b>100</b>

