

Maxwell

1088

January 12, 2015

To

Department of Corporate Service
BSE Limited
25th Floor, P.J. Towers
Dalal Street
Mumbai - 400 001.

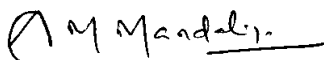
Sub:- Shareholding pattern for the Quarter ended 31st December, 2014.

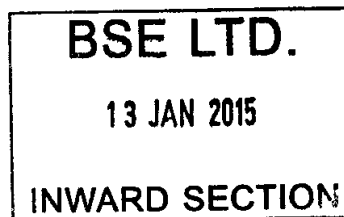

We are enclosing herewith the Shareholding Pattern along with more than 1% Shareholding in the Company under Clause 35 of the Listing Agreement for the Quarter ended on 31st December, 2014.

Kindly take the same on your record.

Thanking you

Yours faithfully
For Maxwell Industries Limited


Ashish Mandaliya
Company Secretary



Maxwell Industries Ltd.

Registered Office : C-6, Road No. 22, MIDC, Andheri (E), Mumbai - 400 093 Telephone : 28257624 / 28257627 Fax : 91-22-2837 1023
CIN : L18101MH1991PLC059804 Email : info@viporg.com Website : www.maxwell.in

(I) (a) Statement showing Shareholding Pattern


Name of the Company: MAXWELL INDUSTRIES LIMITED			
Scrip Code : 532613		Class of Security: Equity	
Quarter ended: 31st December, 2014			
Partly paid-up shares:-	No. of partly paid-up shares	As a % of total no. of partly paid-up shares	As a % of total no. of shares of the company
Held by Promoter / Promoter Group	0	0.00	0.00
Held by public	0	0.00	0.00
Total	0	0.00	0.00
Outstanding convertible securities:-	No. of outstanding securities	As a % of total No. of outstanding convertible securities	As a % of total no. of shares of the company, assuming full conversion of the convertible securities
Held by Promoter / Promoter Group	0	0.00	0.00
Held by public	0	0.00	0.00
Total	0	0.00	0.00
Warrants:-	No. of warrants	As a % of total no. of warrants	As a % of total no. of shares of the company, assuming full conversion of warrants
Held by Promoter / Promoter Group	0	0.00	0.00
Held by public	0	0.00	0.00
Total	0	0.00	0.00
Total paid-up capital of the company assuming full conversion of warrants and convertible securities			

63077215




(I) (a) Statement showing Shareholding Pattern

Category Code	Category of shareholder	Number of shareholders	Total number of shares	Number of shares held in dematerialised form	Total shareholding as a percentage of total number of shares		Shares pledged or otherwise encumbered	
					As a percentage of (A+B)	As a percentage of (A+B+C)	Number of shares	As a percentage (IX) = (VIII)/(IV)*100
					(VI)	(VII)	(VIII)	(IX)
(I)	(II)	(III)	(IV)	(V)	(VI)	(VII)	(VIII)	(IX)
(A)	Promoter and Promoter Group							
1	Indian							
(a)	Individuals/Hindu Undivided Family	14	40097868	40097868	63.57	63.57	-	-
(b)	Central Government/State Government(s)	-	-	-	-	-	-	-
(c)	Bodies Corporate	-	-	-	-	-	-	-
(d)	Financial Institutions / Banks	-	-	-	-	-	-	-
(e)	Any Other (specify)	-	-	-	-	-	-	-
	Sub Total (A)(1)	14	40097868	40097868	63.57	63.57	-	-
2	Foreign							
(a)	Individuals (Non-Resident Individuals/Foreign Individuals)	-	-	-	-	-	-	-
(b)	Bodies Corporate	-	-	-	-	-	-	-
(c)	Institutions	-	-	-	-	-	-	-
(d)	Qualified Foreign Investors	-	-	-	-	-	-	-
(e)	Any Other (specify)	-	-	-	-	-	-	-
	Sub Total (A)(2)	-	-	-	-	-	-	-
	Total Shareholding of Promoter and Promoter Group (A)=(A)(1)+(A)(2)	14	40097868	40097868	63.57	63.57	-	-
(B)	Public shareholding							
1	Institutions							
(a)	Mutual Funds/UTI	1	875	875	0.00	0.00	-	-
(b)	Financial Institutions / Banks	2	32682	32682	0.05	0.05	-	-
(c)	Central Government/State Government(s)	-	-	-	-	-	-	-
(d)	Venture Capital Funds	-	-	-	-	-	-	-
(e)	Insurance Companies	-	-	-	-	-	-	-
(f)	Foreign Institutional Investors	1	162973	162973	0.26	0.26	-	-
(g)	Foreign Venture Capital Investors	-	-	-	-	-	-	-
(h)	Qualified Foreign Investors	-	-	-	-	-	-	-
(i)	Any Other (specify)	-	-	-	-	-	-	-
	Sub Total (B) (1)	4	196530	196530	0.31	0.31	-	-




2	Non-institutions							
(a)	Bodies Corporate	364	11019908	10633600	17.47	17.47	-	-
(b) (i)	Individuals - shareholders holding nominal share capital up to Rs 1 Lakh	10786	8859134	7690755	14.04	14.04	-	-
(ii)	Individual shareholders holding nominal share capital in excess of Rs. 1 Lakh	14	2082857	1741607	3.30	3.30	-	-
(c)	Qualified Foreign Investors	-	-	-	-	-	-	-
(d)	Any Other							
i	Non Resident Indians (Repat)	78	134427	125677	0.21	0.21	-	-
ii	Non Resident Indians (Non Repat)	29	189838	189838	0.30	0.30	-	-
iii	Foreign Companies	-	-	-	-	-	-	-
iv	Foreign Nationals	1	1000	1000	0.00	0.00	-	-
v	Clearing Member	173	493153	493153	0.78	0.78	-	-
vi	Directors / Relatives	-	-	-	-	-	-	-
vii	Trusts	2	2500	2500	0.00	0.00	-	-
	Sub Total (B)(2)	11447	22782817	20878130	36.12	36.12	-	-
	Total Public Shareholding Public Group (B)=(B)(1)+(B)(2)	11451	22979347	21074660	36.43	36.43	-	-
	Total (A)+(B)	11465	63077215	61172528	100.00	100.00		
(C)	Shares held by custodians and against which Depository Receipts have been issued							
i	Promoter and Promoter group	-	-	-	-	-	-	-
ii	Public	-	-	-	-	-	-	-
	Sub Total (C)	-	-	-	-	-	-	-
	GRAND TOTAL (A)+(B)+(C)	11465	63077215	61172528	100	100	-	-



(D)(b) Group Statement showing holding of securities (including shares, warrants, convertible securities) of persons belonging to the category "Promoter and Promoter

Sr. No.	Name of the shareholder	Details of Shares held		Encumbered shares			Details of warrants		Details of convertible securities		Total shares (including un derlying shares assuming full conversion of warrants and convertible securities) as a % of diluted share capital
		Number of shares held	As a % of grand total (A)+(B)+(C)	No.	As a percentage (VI)=(V)/(III)*100	As a % of grand total (A)+(B)+(C) of sub-clause (I)(a)	Number of warrants held	As a % total number of warrants of the same class	Number of convertible securities held	As a % total number of convertible securities of the same class	
(I)	(II)	(III)	(IV)	(V)	(VI)	(VII)	(VIII)	(IX)	(X)	(XI)	(XII)
1	Sunil Jaykumar Pathare (ABPP0138L)	16107425	25.54	0	0.00	0.00	0	0.00	0	0.00	25.54
2	Kapil J Pathare (AAWPP8790N)	11684465	18.52	0	0.00	0.00	0	0.00	0	0.00	18.52
3	Jaykumar Khanderao Pathare (AASPP1092P)	5424125	8.60	0	0.00	0.00	0	0.00	0	0.00	8.60
4	Lalita Jaykumar Pathare (AAHPP5820C)	5002812	7.93	0	0.00	0.00	0	0.00	0	0.00	7.93
5	Jaykumar K Pathare - HUF (AABHJ9903N)	1262166	2.00	0	0.00	0.00	0	0.00	0	0.00	2.00
6	Heena S Pathare (ALSPP2887R)	612500	0.97	0	0.00	0.00	0	0.00	0	0.00	0.97
7	Ashwini Kapil Pathare (ADUPR6756R)	4375	0.01	0	0.00	0.00	0	0.00	0	0.00	0.01
	TOTAL	40097868	63.57	0.00	0.00	0.00	0.00	0.00	0.00	0.00	63.57




Statement showing holding of securities (including shares, warrants, convertible securities) of persons belonging to the category "Public" and holding more than 1% of the total number of shares

Sr. No.	Name of the shareholder	Number of shares held	Shares as a percentage of total number of shares (i.e., Grand Total (A)+(B)+(C) indicated in Statement at para (I)(a) above}	Details of warrants		Details of convertible securities		Total shares (including underlying shares assuming full conversion of warrants and convertible securities) as a % of diluted share capital
				Number of warrants held	As a % total number of warrants of the same class	Number of convertible securities held	% w.r.t total number of convertible securities of the same class	
1	Reliance Capital Limited (AAIFR9553P)	9177215	14.55	0	0.00	0	0.00	14.55
TOTAL		9177215	14.55	0	0.00	0	0.00	14.55

Statement showing holding of securities (including shares, warrants, convertible securities) of persons (together with PAC) belonging to the category "Public" and holding more than 5% of the total number of shares of the company

Sr. No.	Name(s) of the shareholder(s) and the Persons Acting in Concert (PAC) with them	Number of shares	Shares as a percentage of total number of shares (i.e., Grand Total (A)+(B)+(C) indicated in Statement at para (I)(a) above}	Details of warrants		Details of convertible securities		Total shares (including underlying shares assuming full conversion of warrants and convertible securities) as a % of diluted share capital
				Number of warrants	As a % total number of warrants of the same class	Number of convertible securities held	% w.r.t total number of convertible securities of the same class	
1	Reliance Capital Limited (AAIFR9553P)	9177215	14.55	0	0.00	0	0.00	14.55
TOTAL		9177215	14.55	0	0.00	0	0.00	14.55



(I)(d) Statement showing details of locked-in shares

Sr. No.	Name of the shareholder	Category of shareholder (Promoters/public)	Number of Locked in Shares	Locked-in shares as a percentage of total number of shares {i.e., Grand Total (A)+(B)+(C) indicated in Statement at para (I)(a) above}
1	NIL	NIL	NIL	NIL
	TOTAL	NIL	NIL	NIL

(II)(a) Statement showing details of Depository Receipts (DRs)

Sr. No.	Type of outstanding DR (ADRs, GDRs, SDRs, etc.)	Number of outstanding DRs	Number of shares underlying outstanding DRs	Shares underlying outstanding DRs as a percentage of total number of shares {i.e., Grand Total (A)+(B)+(C) indicated in Statement at para (I)(a) above}
1	NIL	NIL	NIL	NIL
	TOTAL	NIL	NIL	NIL

(II) (b) Statement showing holding of Depository Receipts (DRs), where underlying shares held by

Sr. No.	Name of the DR Holder	Type of outstanding DR (ADRs, GDRs, SDRs, etc.)	Number of shares underlying outstanding DRs	Shares underlying outstanding DRs as a percentage of total number of shares {i.e., Grand Total (A)+(B)+(C) indicated in Statement at para (I)(a) above}
1	NIL	NIL	NIL	NIL
	TOTAL	NIL	NIL	NIL

