


Introductory sub-table (I)(a)

Name of the Company: MEHTA HOUSING FINANCE LTD			
Scrip Code, Name of the scrip, class of security: 511740 MEHTA HOUSIN 'T' CLASS			
Quarter ended 31 <sup>st</sup> December 2014			
<b>Partly paid-up shares:-</b>	<b>No. of partly paid-up shares</b>	<b>As a % of total no. of partly paid-up shares</b>	<b>As a % of total no. of shares of the company</b>
Held by promoter/promoter group	NIL	NIL	NIL
Held by public	NIL	NIL	NIL
<b>Total - D</b>	<b>NIL</b>	<b>NIL</b>	<b>NIL</b>
<b>Outstanding convertible securities:-</b>	<b>No. of outstanding securities</b>	<b>As a % of total no. of outstanding convertible securities</b>	<b>As a % of total no. of shares of the company, assuming full conversion of the convertible securities</b>
Held by promoter/promoter group	NIL	NIL	NIL
Held by public	NIL	NIL	NIL
<b>Total - E</b>	<b>NIL</b>	<b>NIL</b>	<b>NIL</b>
<b>Warrants:-</b>	<b>No. of warrants</b>	<b>As a % of total no. of warrants</b>	<b>As a % of total no. of shares of the company, assuming full conversion of warrants</b>
Held by promoter/promoter group	NIL	NIL	NIL
Held by public	NIL	NIL	NIL
<b>Total - F</b>	<b>NIL</b>	<b>NIL</b>	<b>NIL</b>
<b>Total paid-up capital of the company, assuming full conversion of warrants and convertible securities (Grand Total (A+B+C)+ D+E+F)</b>	<b>3082000</b>	<b>100%</b>	<b>100%</b>



### Statement Showing Shareholding Pattern

Category code	Category of Shareholder	Number of Shareholders	Table (I)(a)		Total shareholding as a percentage of total number of shares		Shares Pledged or otherwise encumbered	
			Total number of shares	Number of shares held in dematerialized form	As a percentage of (A+B) <sup>1</sup>	As a percentage of (A+B+C)	Number of shares	As a percentage
			(IV)	(V)				
(I)	(II)	(III)	(IV)	(V)	(VI)	(VII)	(VIII)	(IX) = (VIII)/(IV) *100
<b>(A)</b>	<b>Shareholding of Promoter and Promoter Group<sup>2</sup></b>							
<b>1</b>	<b>Indian</b>							
(a)	Individuals/ Hindu Undivided Family	7	1361319	1361319	44.17	44.17	0	0
(b)	Central Government/ State Government(s)	-	-	-	-	-	-	-
(c)	Bodies Corporate	2	327617	327617	10.63	10.63	0	0
(d)	Financial Institutions/ Banks	-	-	-	-	-	-	-
(e)	Any Others(Specify)							
(e-i)								
(e-ii)								
	<b>Sub Total(A)(1)</b>	<b>9</b>	<b>1688936</b>	<b>1688936</b>	<b>54.80</b>	<b>54.80</b>	<b>N.A</b>	<b>N.A</b>
<b>2</b>	<b>Foreign</b>							
a	Individuals (Non-Residents Individuals/ Foreign Individuals)	-	-	-	-	-	-	-
b	Bodies Corporate	-	-	-	-	-	-	-
c	Institutions	-	-	-	-	-	-	-
d	Any Others(Specify)	-	-	-	-	-	-	-
d-i		-	-	-	-	-	-	-
d-ii		-	-	-	-	-	-	-
	<b>Sub Total(A)(2)</b>	<b>-</b>	<b>-</b>	<b>-</b>	<b>-</b>	<b>-</b>	<b>N.A</b>	<b>N.A</b>
	<b>Total Shareholding of Promoter and Promoter Group (A) = (A)(1)+(A)(2)</b>	<b>9</b>	<b>1688936</b>	<b>1688936</b>	<b>54.80</b>	<b>54.80</b>		
<b>(B)</b>	<b>Public shareholding</b>							
<b>1</b>	<b>Institutions</b>							
(a)	Mutual Funds/ UTI	-	-	-	-	-	-	-
(b)	Financial Institutions / Banks	-	-	-	-	-	-	-



(c)	Central Government/ State Government(s)	-	-	-	-	-	-	-
(d)	Venture Capital Funds							
(e)	Insurance Companies	-	-	-	-	-	-	-
(f)	Foreign Institutional Investors	-	-	-	-	-	-	-
(g)	Foreign Venture Capital Investors	-	-	-	-	-	-	-
(h)	Any Other (specify)	-	-	-	-	-	-	-
(h-i)								
(h-ii)								
	<b>Sub-Total (B)(1)</b>	-	-	-	-	-	-	-
<b>B 2</b>	<b>Non-institutions</b>							
(a)	Bodies Corporate	18	354887	352087	11.51	11.51	-	-
(b)	Individuals							
I	Individuals -i. Individual shareholders holding nominal share capital up to Rs 1 lakh	3298	822970	116670	26.70	26.70	-	-
II	ii. Individual shareholders holding nominal share capital in excess of Rs. 1 lakh.	3	204398	204398	6.63	6.63	-	-
(c)	Qualified Foreigner Investor	-	-	-	-	-	-	-
(d)	Any Other (specify) N.R.I	10	6400	6400	0.21	0.21	-	-
(d-i)	Clearing Member	-	-	-	-	-	-	-
(d-ii)	Hindu Undivided Family	5	1400	600	0.05	0.05		
	<b>Sub-Total (B)(2)</b>	<b>3345</b>	<b>1393064</b>	<b>683164</b>	<b>45.20</b>	<b>45.20</b>	<b>N.A</b>	<b>N.A</b>
(B)	<b>Total Public Shareholding (B)= (B)(1)+(B)(2)</b>	<b>3334</b>	<b>1393064</b>	<b>683164</b>	<b>45.20</b>	<b>45.20</b>		
	<b>TOTAL (A)+(B)</b>	<b>3343</b>	<b>3082000</b>	<b>2372100</b>	<b>100.00</b>	<b>100.00</b>	<b>N.A</b>	<b>N.A</b>
(C)	<b>Shares held by Custodians and against which Depository Receipts have been issued</b>							
1	Promoter and Promoter Group	0	0	0	0	0	N.A	N.A
	Public	0	0	0	0	0	N.A	N.A
2		0	0	0	0	0	N.A	N.A
	<b>Sub-Total (C)</b>	<b>0</b>	<b>0</b>	<b>0</b>	<b>0</b>	<b>0</b>	<b>N.A</b>	<b>N.A</b>
	<b>GRAND TOTAL (A)+(B)+(C)</b>	<b>3343</b>	<b>3082000</b>	<b>2372100</b>	<b>100.00</b>	<b>100.00</b>		




**(I)(B) Statement showing Shareholding of Persons belonging to the category "Promoter and Promoter Group"**

Sr. No.	Name of the shareholder	Total shares held		Shares pledged or otherwise encumbered		
		Number of shares	As a % of grand total (A)+(B)+(C)	Number	As a percentage	As a % of grand total (A)+(B)+(C) of sub-clause (I)(a)
(I)	(II)	(III)	(IV)	(V)	(VI)=(V)/(III)*100	(VII)
1.	Bhavna D. Mehta	292482	9.49	0	0	0
2.	Darshan V. Mehta	292482	9.49	0	0	0
3	Indira V Mehta	184920	6.00	0	0	0
4	Darshan Mehta (HUF)	226527	7.35	0	0	0
5	Vishwesh Mehta	136224	4.42	0	0	0
6	Chirag D. Mehta	136224	4.42	0	0	0
7	Mehta Integrated Finance Ltd.	179681	5.83	0	0	0
8	Mehta Securities Ltd.	147936	4.80	0	0	0
9	Mehta Staff Welfare Fund	92460	3.00	0	0	0
	<b>TOTAL</b>	<b>1688936</b>	<b>54.80</b>	<b>0</b>	<b>0</b>	<b>0</b>

**(I)(c) Statement showing Shareholding of persons belonging to the category "Public" and holding more than 1% of the total number of shares**

Sr. No.	Name of the shareholder	Number of shares	Shares as a percentage of total number of shares {i.e., Grand Total (A)+(B)+(C) indicated in Statement at para (I)(a) above}
1	Zest Investment Pvt. Ltd.	141772	4.60
2	Kauntey Finance Investment Pvt. Ltd.	141772	4.60
3	Shaila G Shah	126780	4.11
4	Darshan Stock Broking Pvt. Ltd.	65000	2.10
5	Kunal D Sheth	52227	1.69
	<b>TOTAL</b>	<b>527551</b>	<b>17.11</b>




**(I)(c)(ii) Statement showing holding of the belonging to the category "Public" and holding more than 5% of the total number of shares**

Sr. No	Name(s) of the Share holder(s) and the Persons Acting in Concert (PAC) with them	Number of shares	Shares as a percentage of total number of shares {i.e., Grand Total (A)+(B)+(C) indicated in Statement at para (I)(a) above}	Details of Warrant		Details of Convertible securities		Total shares (including underlying shares assuming full conversion of warrants and convertible securities) as a % of diluted share capital
				Number of warrants	As a % total number of warrants of the same class	Number of convertible securities held	% w.r.t total number of convertible securities of the same class	
	NIL	NIL	NIL	NIL	NIL	NIL	NIL	NIL
	<b>TOTAL</b>	<b>NIL</b>	<b>NIL</b>	<b>NIL</b>	<b>NIL</b>	<b>NIL</b>	<b>NIL</b>	<b>NIL</b>

**(I)(b) Statement showing details of locked-in shares**

Sr. No.	Name of the shareholder	Number of locked-in shares	Locked-in shares as a percentage of total number of shares {i.e., Grand Total (A)+(B)+(C) indicated in Statement at para (I)(a) above}
	NIL	NIL	NIL
	<b>TOTAL</b>	<b>NIL</b>	<b>NIL</b>



**(II)(a) (DRs) Statement showing details of Depository Receipts**

Sr. No.	Type of outstanding DR (ADRs, GDRs, SDRs, etc.)	Number of outstanding DRs	Number of shares underlying outstanding DRs	Shares underlying outstanding DRs as a percentage of total number of shares {i.e., Grand Total (A)+(B)+(C) indicated in Statement at para (I)(a) above}
1	NIL	NIL	NIL	NIL
<b>TOTAL</b>				

**(II)(b) Statement showing holding of Depository Receipts (DRs), where underlying shares held by "promoter/promoter group" are in excess of 1% of the total number of shares**

Sr. No.	Name of the DR Holder	Type of outstanding DR (ADRs, GDRs, SDRs, etc.)	Number of shares underlying outstanding DRs	Shares underlying outstanding DRs as a percentage of total number of shares {i.e., Grand Total (A)+(B)+(C) indicated in Statement at para (I)(a) above}
1	NIL	NIL	NIL	NIL
<b>TOTAL</b>				

