

Name of the Company : MELSTAR INFORMATION TECHNOLOGIES LIMITED

31 DEC 2014

Script Code, Name of the scrip, class of security :

Quarter ended : 31/12/2014

Partly paid-up shares :-	No. of partly paid-up shares	As a % of total no. of partly paid-up shares	As a % of total no. of shares of the company
Held by promoter/ promoter group		0.00	0.00
Held by public		0.00	0.00
<b>Total</b>	<b>0</b>	<b>0.00</b>	<b>0.00</b>
Outstanding convertible securities	No. of outstanding securities	As a % of total no. of outstanding convertible securities	As a % of total no. of shares of the company, assuming full conversion of the convertible securities
Held by promoter/ promoter group		0.00	0.00
Held by public		0.00	0.00
<b>Total</b>	<b>0</b>	<b>0.00</b>	<b>0.00</b>
Warrants	No. of Warrants	As a % of total no. of Warrants	As a % of total no. of shares of the company, assuming full conversion of warrants
Held by promoter/ promoter group	0	0.00	0.00
Held by public	0	0.00	0.00
<b>Total</b>	<b>0</b>	<b>0.00</b>	<b>0.00</b>
<b>Total paid-up capital of the company, assuming full conversion of warrants convertible securities Total (A+B+C)+ D+E+F)</b>	<b>14283139</b>		<b>100.00</b>



3 1 DEC 2014

**Statement Showing Shareholding Pattern**

Table (I)(a)

Category Code	Category of Shareholder	Number of Shareholders	Total Number Of Shares	Number of Shares held in Dematerialised form	Total Shareholding as a percentage of total number of shares		Shares Pledged or otherwise encumbered	
					As a Percentage of (A+B)	As a Percentage of (A+B+C)	Number of shares	As a percentage
(I)	(II)	(III)	(IV)	(V)	(VI)	(VII)	(VIII)	(IX)= (VIII)/(IV) *100

**(A) Shareholding of Promoter and Promoter Group2**

**1. INDIAN**

(a)	INDIVIDUAL / HUF	0	0	0	0.0000	0.0000	0	0.00
(b)	CENTRAL / STATE GOVERNMENT(S)	0	0	0	0.0000	0.0000	0	0.00
(c)	BODIES CORPORATE	0	0	0	0.0000	0.0000	0	0.00
(d)	FINANCIAL INSTITUTIONS / BANKS	0	0	0	0.0000	0.0000	0	0.00
(e)	ANY OTHERS (Specify)							
(i)	DIRECTORS RELATIVES	0	0	0	0.0000	0.0000	0	0.00
(ii)	GROUP COMPANIES	0	0	0	0.0000	0.0000	0	0.00
(iii)	TRUSTS	0	0	0	0.0000	0.0000	0	0.00
<b>SUB TOTAL (A)(1) :</b>		<b>0</b>	<b>0</b>	<b>0</b>	<b>0.0000</b>	<b>0.0000</b>	<b>0</b>	<b>0.00</b>

**2. FOREIGN**

(a)	INDIVIDUAL	0	0	0	0.0000	0.0000	0	0.00
(b)	BODIES CORPORATE	0	0	0	0.0000	0.0000	0	0.00
(c)	INSTITUTIONS	0	0	0	0.0000	0.0000	0	0.00
(d)	QUALIFIED FOREIGN INVESTOR	0	0	0	0.0000	0.0000	0	0.00
(e)	ANY OTHERS (Specify)	0	0	0	0.0000	0.0000	0	0.00
<b>SUB TOTAL (A)(2) :</b>		<b>0</b>	<b>0</b>	<b>0</b>	<b>0.0000</b>	<b>0.0000</b>	<b>0</b>	<b>0.00</b>


**Total holding for promoters**

<b>(A)=(A)(1) + (A)(2)</b>		<b>0</b>	<b>0</b>	<b>0</b>	<b>0.0000</b>	<b>0.0000</b>	<b>0</b>	<b>0.00</b>
----------------------------	--	----------	----------	----------	---------------	---------------	----------	-------------

**(B) Public shareholding**

**1. INSTITUTIONS**

(a)	MUTUAL FUNDS / UTI	0	0	0	0.0000	0.0000	0	0.00
(b)	FINANCIAL INSTITUTIONS / BANKS	1	100000	100000	0.7001	0.7001	0	0.00
(c)	CENTRAL / STATE GOVERNMENT(S)	0	0	0	0.0000	0.0000	0	0.00
(d)	VENTURE CAPITAL FUNDS	0	0	0	0.0000	0.0000	0	0.00
(e)	INSURANCE COMPANIES	0	0	0	0.0000	0.0000	0	0.00
(f)	FII'S	0	0	0	0.0000	0.0000	0	0.00



3 1 DEC 2014

## Statement Showing Shareholding Pattern

Table (I)(a)

Category Code	Category of Shareholder	Number of Shareholders	Total Number Of Shares	Number of Shares held in Dematerialised form	Total Shareholding as a percentage of total number of shares		Shares Pledged or otherwise encumbered	
					As a Percentage of (A+B)	As a Percentage of (A+B+C)	Number of shares	As a percentage
(I)	(II)	(III)	(IV)	(V)	(VI)	(VII)	(VIII)	(IX)= (VIII)/(IV) *100
(g)	FOREIGN VENTURE CAPITAL INVESTORS	0	0	0	0.0000	0.0000	0	0.00
(h)	QUALIFIED FOREIGN INVESTOR	0	0	0	0.0000	0.0000	0	0.00
(i)	ANY OTHERS (Specify)	0	0	0	0.0000	0.0000	0	0.00
<b>SUB TOTAL (B)(1) :</b>		<b>1</b>	<b>100000</b>	<b>100000</b>	<b>0.7001</b>	<b>0.7001</b>	<b>0</b>	<b>0.00</b>
<b>B 2. Non-institutions</b>								
(a)	BODIES CORPORATE	222	7825707	7822706	54.7898	54.7898	0	0.00
(b)	INDIVIDUAL							
(i)	(CAPITAL UPTO TO Rs. 1 Lakh)	9736	4266322	4066822	29.8696	29.8696	0	0.00
(ii)	(CAPITAL GREATER THAN Rs. 1 Lakh)	53	1668392	1668392	11.6808	11.6808	0	0.00
(c)	QUALIFIED FOREIGN INVESTOR	0	0	0	0.0000	0.0000	0	0.00
(d)	ANY OTHERS (Specify)							
(i)	TRUSTS	0	0	0	0.0000	0.0000	0	0.00
(ii)	CLEARING MEMBER	36	120717	120717	0.8452	0.8452	0	0.00
(iii)	DIRECTORS RELATIVES	0	0	0	0.0000	0.0000	0	0.00
(iv)	EMPLOYEE	0	0	0	0.0000	0.0000	0	0.00
(v)	NON RESIDENT INDIANS (NRI)	34	243051	243051	1.7017	1.7017	0	0.00
(vi)	OVERSEAS BODIES CORPORATES	4	58950	0	0.4127	0.4127	0	0.00
(vii)	UNCLAIMED SUSPENSE ACCOUNT	0	0	0	0.0000	0.0000	0	0.00
<b>SUB TOTAL (B)(2) :</b>		<b>10085</b>	<b>14183139</b>	<b>13921688</b>	<b>99.2999</b>	<b>99.2999</b>	<b>0</b>	<b>0.00</b>
<b>Total Public Shareholding (B)=(B)(1) + (B)(2)</b>		<b>10086</b>	<b>14283139</b>	<b>14021688</b>	<b>100.0000</b>	<b>100.0000</b>	<b>0</b>	<b>0.00</b>
<b>Total (A) + (B) :</b>		<b>10086</b>	<b>14283139</b>	<b>14021688</b>	<b>100.0000</b>	<b>100.0000</b>	<b>0</b>	<b>0.00</b>
<b>(C) Shares held by Custodians and against which Depository Receipts have been issued</b>								
(i)	Promoter and Promoter Group	0	0	0	0.0000	0.0000	0	0.00
(ii)	Public	0	0	0	0.0000	0.0000	0	0.00
<b>SUB TOTAL (C)(1) :</b>		<b>0</b>	<b>0</b>	<b>0</b>	<b>0.0000</b>	<b>0.0000</b>	<b>0</b>	<b>0.00</b>



3 1 DEC 2014

Grand Total (A) + (B) + (C) 10086 14283139 14021688 100 100.0000 0 0.00

NOTES:

1) NAME, NUMBER OF SHARES HELD & PERCENTAGE OF ENTITIES / PERSONS HOLDING MORE THAN 1% OF THE TOTAL SHARES OF THE COMPANY IS AS PER ANNEXURE

(1)(b) Statement showing holding of securities (including shares, warrants, convertible securities) of persons belonging to the category "Promoter and Promoter Group"

Sr.No	Name of the Shareholder	Total shares held		Encumbered shares (*)		Details of warrants		Details of convertible securities		Total shares (including underlying shares assuming full conversion of warrants and convertible securities) as a % of diluted share capital	
		Number of shares	As a % of grand total (A)+(B)+(C)	Number	As a percentage	Number of warrants held	As a % total number of warrants of the same class	Number of convertible securities held	As a % total number of convertible securities of the same class		
(I)	(II)	(III)	(IV)	(V)	(VI)=(V)/(III)* 100	(VII)	(VIII)	(IX)	(X)	(XI)	(XII)
<b>TOTAL:</b>							0	0	0	0	0

PRINTED ON : 06/01/2015

PAGE NO : 1

(1)(c)(i) Statement showing holding of securities (including shares, warrants, convertible securities) of persons belonging to the category "Public" and holding more than 1% of the total number of shares.


Sr.No	Name of the shareholder	Number of shares	Shares as a percentage of total number of shares (i.e., Grand Total (A) +(B)+(C) indicated in Statement at para (1) (a) above)	Details of warrants		Details of convertible securities		Total shares (including underlying shares assuming full conversion of warrants and convertible securities) as a % of diluted share capital
				Number of warrants	As a % total number of warrants of the same class	Number of convertible securities held	% w.r.t. total number of convertible securities of the same class	
1	SHEARSON INVESTMENT & TRADING CO PVT LTD	2401908	16.8164	0	0	0	0	0
2	GODAVARI CORPORATION PRIVATE LIMITED	2390819	16.7388	0	0	0	0	0
3	NIRVED TRADERS PRIVATE LIMITED	228249	1.6006	0	0	0	0	0
4	PRAVIN S MEHTA	220625	1.5447	0	0	0	0	0
5	SHASHI RANI GUPTA	156230	1.0938	0	0	0	0	0
<b>TOTAL:</b>			7397831	51.7942	0	0	0	0

Printed Date: 06/01/2015

PAGE NO : 1

Print Date : 06/01/2015

Page 4 of 6



31 DEC 2014

(l)(c)(ii) Statement showing holding of securities (including shares, warrants, convertible securities) of persons (together with PAC) belonging to the category "Public" and holding more than 5% of the total number of shares of the company.

SR.NO	Name	Number of shares	Per	Details of warrants		Details of convertible securities		Total shares (including underlying shares assuming full conversion of warrants and convertible securities) as a % of diluted share capital
				Number of warrants held	As a % total number of warrants of the same class	Number of convertible securities held	% w.r.t. total number of convertible securities of the same class	
1	SHEARSON INVESTMENT & TRADING CO PVT LTD	2401908	16.8164	0	0	0	0	0
2	GODAVARI CORPORATION PRIVATE LIMITED	2390819	16.7388	0	0	0	0	0
3	NIRVED TRADERS PRIVATE LIMITED	2228249	15.6006	0	0	0	0	0
<b>TOTAL :</b>		<b>7020976</b>	<b>49.1657</b>	<b>0</b>	<b>0</b>	<b>0</b>	<b>0</b>	<b>0</b>


Printed Date : 06/01/2015

(l)(d) Statement showing details of locked-in shares AS ON : 31/12/2014

Sr No	Name of the shareholder	Number of locked-in shares	Locked-in shares as a percentage of total number of shares (i.e., Grand Total (A)+(B)+(C) indicated in Statement at para (l)(a) above)	Promoter / Promoter Group / Public
1				
<b>TOTAL:</b>				

Print Date : 06/01/2015

Page 5 of 6



(II)(a)

Statement showing details of Depository Receipts (DRs)

3 1 DEC 2014

Sr.No.	Type of Outstanding DR (ADRs,GDRs,SDRs etc.)	No of Outstanding DRs.	No of Shares underlying outstanding DRs.	Shares underlying outstanding DRs as a Percentage of total number of shares (i.e Grand Total (A)+ (B) + (C) Indicated in statement at para(I) (a) above)
1	GDRs			
TOTAL :				

(II) (b) Statement showing holding of Depository Receipts (DRs) , where  
underlying shares held by 'promoter / promoter group ' are in excess  
of 1% of the total number of shares.

Sr.No.	Name of the DR Holder	Type of Outstanding DR (ADRs,GDRs,SDRs etc.)	No.of Shares underlying outstanding DRs.	Shares underlying outstanding DRs.as a Percentage of total number of shares (i.e Grand Total (A)+(B)+(C) Indicated in statement at Para (I) (a) above)
1				
TOTAL :				

