

SHAREHOLDING PATTERN
(For the quarter ended on December 31, 2014)


1(a) Statement showing Shareholding Pattern

Name of the Company:	MIRC ELECTRONICS LIMITED		
Scrip Code :	(a) BSE: 500279 (b) NSE: MIRCELECTR		
Name of Scrip:	Mirc Electronics Limited		
Class of Securities	Equity Shares		
Quarter Ended	31.12.2014		
Partly Paid-up shares	No. of Partly Paid-up shares	As a % of total no. of partly paid-up shares	As a % of total no. of shares of the Company
Held by promoter / promoter group	0	0	0
Held by public	0	0	0
Total	0	0	0
Outstanding convertible securities	No. of outstanding securities	As a % of total no. of outstanding convertible securities	As a % of total no. of shares of the Company, assuming full conversion of the convertible securities
Held by promoter / promoter group	0	0	0
Held by public	0	0	0
Total	0	0	0
Warrants	No. of warrants	As a % of total no. of warrants	As a % of total no. of shares of the Company, assuming full conversion of warrants
Held by promoter / promoter group	0	0	0
Held by public	0	0	0
Total	0	0	0
Total paid-up capital of the company, assuming full conversion of warrants and convertible securities	196420202*		

* This includes Rs. 1.86 Lacs on account of part call money received on 2,48,000 equity shares which were forfeited on 07.12.2009




Category Code	Category of shareholder	Number of shareholders	Total number of shares	Number of shares held in dematerialized form	Total shareholding as a % of total number of shares		Shares pledged or otherwise encumbered		
					As a % of (A+B)	As a % of (A+B+C)	No. of Shares	As a percentage	
(I)	(II)	(III)	(IV)	(V)	(VI)	(VII)	(VIII)	(IX) = (VIII) / (IV) * 100	
(A)	Promoter and Promoter's Group								
(1)	Indian								
(a)	Individuals/ Hindu Undivided Family	8	84,856,168	84,856,168	43.24	43.24	0	0	
(b)	Central Government/ State Government(s)	-	-	-	-	-	-	-	
(c)	Bodies Corporate	2	1,975,553	1,975,553	1.01	1.01	0	0	
(d)	Financial Institutions/ Banks	-	-	-	-	-	-	-	
(e)	Any Other (Family Trust)	1	35,360,917	35,360,917	18.02	18.02	-	-	
	Sub-Total (A)(1)	11	122,192,638	122,192,638	62.27	62.27	0	0	
(2)	Foreign								
(a)	Individuals (Non-Resident Individuals/ Foreign Individuals)	-	-	-	-	-	-	-	
(b)	Bodies Corporate	-	-	-	-	-	-	-	
(c)	Institutions	-	-	-	-	-	-	-	
(d)	Qualified Foreign Investors	-	-	-	-	-	-	-	
(e)	Any Other (specify)	-	-	-	-	-	-	-	
	Sub-Total (A)(2)	0	0	0	0	0	0	0	
	Total Shareholding of Promoter and Promoter Group (A)= (A)(1)+(A)(2)	11	122,192,638	122,192,638	62.27	62.27	0.00	0.00	
(B)	Public Shareholding							N.A	N.A
(1)	Institutions								
(a)	Mutual Funds/ UTI	4	2,700	700	0.00	0.00			
(b)	Financial Institutions/ Banks	11	1,208	985	0.00	0.00			
(c)	Central Government/ State Government(s)	-	-	-	-	-			
(d)	Venture Capital Funds	-	-	-	-	-			
(e)	Insurance Companies	1	800,000	800,000	0.41	0.41			
(f)	Foreign Institutional Investors/ FFI	6	6,757,322	6,740,822	3.44	3.44			
(g)	Foreign Venture Capital Investors	-	-	-	-	-			
(h)	Qualified Foreign Investors	-	-	-	-	-			
(i)	Any Other (specify)	-	-	-	-	-			
	Sub-Total (B)(1)	22	7,561,230	7,542,507	3.85	3.85			
(2)	Non-institutions								
(a)	Bodies Corporate	550	9,965,794	9,928,315	5.08	5.08			
(b)	Individuals -								
	i. Individual shareholders holding nominal share capital up to Rs. 1 lakh.	59,540	39,710,643	34,639,280	20.24	20.24			
	ii. Individual shareholders holding nominal share capital in excess of Rs. 1 lakh.	54	13,697,192	13,697,192	6.98	6.98			
(c)	Qualified Foreign Investors	-	-	-	-	-			
(d)	Any Other (specify)								
(d-i)	Clearing Members	260	2,520,053	2,520,053	1.28	1.28			
(d-ii)	Non-resident Indians	196	586,542	586,534	0.30	0.30			
(d-iii)	Trusts	2	110	110	0.00	0.00			
	Sub-Total (B)(2)	60,602	66,480,334	61,371,484	33.88	33.88	N.A	N.A	
	Total Public Shareholding (B)= (B)(1)+(B)(2)	60,624	74,041,564	68,913,991	37.73	37.73			
	TOTAL (A)+(B)	60,635	196,234,202	191,106,629	100.00	37.73			



(C)	Shares held by Custodians and against which Depository Receipts have been issued	0	0	0	0	0	N.A	N.A
(1)	Promoter and Promoter Group	-	-	-	-	-		
(2)	Public	-	-	-	-	-		
	GRAND TOTAL (A)+(B)+(C)	60,635	196,234,202	191,106,629	100.00	37.73		

Notes:

- 1) Total Non-promoter holding is 37.73 % there are no ADR/GDR issues.
- 2) Total Foreign Shareholding is 7,343,864 shares constituting 3.74% of the paid-up share Capital which includes FII/FFI holding of 6,757,322 shares and NRI holding of 586,542 shares. There is no other foreign holding.
- 3) There are no Locked -in Shares.



(i)(b) Statement showing holding of securities (including shares, warrants, convertible securities) of persons belonging to the category "Promoter and Promoter Group"


Sr. No.	Name of the shareholder	Details of Shares held		Encumbered shares			Details of warrants		Details of convertible securities		Total shares (including underlying shares assuming full conversion of warrants and convertible securities) as a % of diluted share capital
		Number of shares	As a % of Grand Total (A)+(B)+(C)	Number of shares	As a %	As a % of Grand Total (A)+(B)+(C) of sub clause (i)(a)	Number of warrants held	As a % total number of warrants of the same class	Number of convertible securities held	As a % total number of convertible securities of the same class	
(I)	(II)	(III)	(IV)	(V)	(VI) = (V)/(III) X 100	(VII)	(VIII)	(IX)	(X)	(XI)	(XII)
1	Gulita Securities Limited	1,502,024	0.77	0	0.00	0.00	0	0.00	0	0.00	0.77
2	Adino Electronics Limited	473,529	0.24	0	0.00	0.00	0	0.00	0	0.00	0.24
3	Gulu L. Mirchandani	36,425,598	18.56	0	0.00	0.00	0	0.00	0	0.00	18.56
4	G. L. Mirchandani J/w Gita G. Mirchandani	1,343,515	0.68	0	0.00	0.00	0	0.00	0	0.00	0.68
5	Gita Gulu Mirchandani	12,679,650	6.46	0	0.00	0.00	0	0.00	0	0.00	6.46
6	Kaval Gulu Mirchandani	17,210,628	8.77	0	0.00	0.00	0	0.00	0	0.00	8.77
7	Kaval G. Mirchandani J/w Gulu L. Mirchandani	19,271	0.01	0	0.00	0.00	0	0.00	0	0.00	0.01
8	Sasha Gulu Mirchandani	17,176,959	8.75	0	0.00	0.00	0	0.00	0	0.00	8.75
9	Sasha G. Mirchandani J/w Gulu L. Mirchandani	523	0.00	0	0.00	0.00	0	0.00	0	0.00	0.00
10	Vijay Mansukhani	24	0.00	0	0.00	0.00	0	0.00	0	0.00	0.00
11	IIFL Investment Adviser & Trustee Services Ltd. (Formerly IIFL Trustee Services Ltd.) :- Trustee for Tamarind Family Private Trust	35,360,917	18.02	0	0.00	0.00	0	0.00	0	0.00	18.02
	Total	122,192,638	62.27	0	0.00	0.00	0	0.00	0	0.00	62.27

(i)(c)(i) Statement showing holding of securities (including shares, warrants, convertible securities) of persons belonging to the category "Public" and holding more than 1% of the total number of shares

Sr. No.	Name of the shareholder	Number of shares	Shares as a percentage of total number of shares (i.e., Grand Total (A)+(B)+(C) Indicated in Statement at para (i)(a) above)	Details of warrants		Details of convertible securities		Total shares (including underlying shares assuming full conversion of warrants and convertible securities) as a % of diluted share capital
				Number of warrants held	As a % total number of warrants of the same class	Number of convertible securities held	As a % total number of convertible securities of the same class	
1	Adonis Electronics Private Limited	6,345,849	3.23	0	0.00	0	0.00	3.23
2	Hypnos Fund Limited	6,492,322	3.31	0	0.00	0	0.00	3.31
	Total	12,838,171	6.54	0	0.00	0	0.00	6.54

(i)(c)(ii) Statement showing holding of securities (including shares, warrants, convertible securities) of persons (together with PAC) belonging to the category "Public" and holding more than 5% of the total number of shares of the company

Sr. No.	Name(s) of the shareholder(s) and the Persons Acting in Concert (PAC) with them	Number of shares	Shares as a percentage of total number of shares (i.e., Grand Total (A)+(B)+(C) Indicated in Statement at para (i)(a) above)	Details of warrants		Details of convertible securities		Total shares (including underlying shares assuming full conversion of warrants and convertible securities) as a % of diluted share capital
				Number of warrants held	As a % total number of warrants of the same class	Number of convertible securities held	% w.r.t total number of convertible securities of the same class	
1	NA							
	Total	0	0.00	0	0.00	0	0.00	0.00



(I)(d) Statement showing details of locked-in shares

Sr. No.	Name of the shareholder	Number of locked-in shares	Locked-in shares as a percentage of total number of shares {i.e., Grand Total (A)+(B)+(C) indicated in Statement at para (I)(a) above}	Promoter / Promoter Group / Public
	NA			
	Total	0	0	0

(II)(a) Statement showing details of Depository Receipts (DRs)

Sr. No.	Type of outstanding DR (ADRs, GDRs, SDRs, etc.)	Number of outstanding DRs	Number of shares underlying outstanding DRs	Shares underlying outstanding DRs as a percentage of total number of shares {i.e., Grand Total (A)+(B)+(C) indicated in Statement at para (I)(a) above}
	NA			
	Total	0	0	0

(II)(b) Statement showing Holding of Depository Receipts (DRs), where underlying shares held by 'promoter/promoter group' are in excess of 1% of the total number of shares

Sr. No.	Name of the DR Holder	Type of outstanding DR (ADRs, GDRs, SDRs, etc.)	Number of shares underlying outstanding DRs	Shares underlying outstanding DRs as a percentage of total number of shares {i.e., Grand Total (A)+(B)+(C) indicated in Statement at para (I)(a) above}
	NA			
	Total	0	0	0

(III)(a) Statement showing the voting pattern of shareholders, if more than one class of shares/ securities is issued by the issuer:

(Give description of voting rights for each class of securities: Class X, Class Y, Class Z)

Not Applicable, as Company has only one class of security.

Category Code	Category of shareholder	Number of voting rights held in each class of securities			Total Voting Rights (III+IV+V)	Total Voting Rights i.e. VI	
		Class X	Class Y	Class Z		As a % of (A+B)	As a % of (A+B+C)
(I)	(II)	(III)	(IV)	(V)	(VI)	(VII)	(VIII)
(A)	Promoter and Promoter's Group						
(1)	Indian						
(a)	Individuals/ Hindu Undivided Family						
(b)	Central Government/ State Government(s)						
(c)	Bodies Corporate						
(d)	Financial Institutions/ Banks						
(e)	Any Other (specify)						
	Sub-Total (A)(1)						



(2)	Foreign							
(a)	Individuals (Non-Resident Individuals/ Foreign Individuals)							
(b)	Bodies Corporate							
(c)	Institutions							
(d)	Any Other (specify)							
	Sub-Total (A)(2)							
	Total Shareholding of Promoter and Promoter Group (A)= (A)(1)+(A)(2)							
(B)	Public Shareholding							
(1)	Institutions							
(a)	Mutual Funds/ UTI							
(b)	Financial Institutions/ Banks							
(c)	Central Government/ State Government(s)							
(d)	Venture Capital Funds							
(e)	Insurance Companies							
(f)	Foreign Institutional Investors/ FFI							
(g)	Foreign Venture Capital Investors							
(h)	Any Other (specify)							
	Sub-Total (B)(1)							
(2)	Non-Institutions							
(a)	Bodies Corporate							
(b)	Individuals -							
	i. Individual shareholders holding nominal share capital up to Rs. 1 lakh.							
	ii. Individual shareholders holding nominal share capital in excess of Rs. 1 lakh.							
(c)	Any Other (specify)							
	Sub-Total (B)(2)							
	Total Public Shareholding (B)= (B)(1)+(B)(2)							
	TOTAL (A)+(B)							
(C)	Shares held by Custodians and against which Depository Receipts have been issued							
	GRAND TOTAL (A)+(B)+(C)							

