


Name of the Company	MIRCH TECHNOLOGIES LTD		
Scip Code	Quarter Ended	31/12/2014	

Partly Paid-up Shares	No. of partly paid-up shares	As a % of total no. of partly paid-up shares	As a % of total no. of shares of the company
Held by promoter/ promoter group	NIL	NIL	NIL
Held by public	NIL	NIL	NIL
Total			

Outstanding convertible securities :-	No. of outstanding securities	As a % of total no. of outstanding convertible securities	As a % of total no. of shares of the company, assuming full conversion of the convertible securities
Held by promoter/ promoter group	NIL	NIL	NIL
Held by public	NIL	NIL	NIL
Total			

Warrants:-	No. of warrants	As a % of total no. of warrants	As a % of total no. of shares of the company assuming full conversion of the warrants
Held by promoter/ promoter group	NIL	NIL	NIL
Held by public	NIL	NIL	NIL
Total			

Total paid-up capital of the company, assuming full conversion of warrants and convertible securities	800000
---	--------




(1)(a) Statement showing Shareholding pattern under Clause 33 of the Listing Agreement


Name of the Company: MIRCH TECHNOLOGIES LTD

Quarter Ended: 31/12/2014

Category Code	Category Shareholder	Number of Shareholders	Total number of shares	Number of shares held in dematerialized form	Total Shareholding as a percentage of total number of shares		Shares pledged or otherwise encumbered
					As a Percentage of (A+B)	As a Percentage of (A+B+C)	
(A)	Shareholding of Promoter and Promoter Group						
1	Indian						
(a)	Individuals / Hindu Undivided Family	0	0	0	0.00	0.00	0
(b)	Central Government/ State Government(s)	0	0	0	0.00	0.00	0
(c)	Bodies Corporate	0	0	0	0.00	0.00	0
(d)	Financial Institutions/Banks	0	0	0	0.00	0.00	0
(e)	Any Other (Specify)						
	(a) Directors	3	310850	307500	38.86	38.86	0
	(b) Directors Relative	2	255444	250344	31.93	31.93	0
	(c) Person Acting in Concert	0	0	0	0.00	0.00	0
	Sub Total (A)(1)	5	566294	557844	70.79	70.79	0
2	Foreign						
(a)	Individuals(Non-Resident Individuals/ Foreign Individuals)	0	0	0	0.00	0.00	0
(b)	Bodies Corporate	0	0	0	0.00	0.00	0
(c)	Institutions	0	0	0	0.00	0.00	0
(d)	Qualified Foreign Investor	0	0	0	0.00	0.00	0
(e)	Any Other (Specify)						
	Sub Total (A)(2)	0	0	0	0.00	0.00	0
	Total Shareholding of Promoter and Promoter Group (A)=(1)+(A)(2)	5	566294	557844	70.79	70.79	0



Scrip Code		MIRCH TECHNOLOGIES LTD		Quarter ended		31/12/2014					
Category	Category Shareholder code	Number of Shareholders	Total number of shares	Number of shares held in dematerialized form	Total Shareholding as a percentage of total number of shares	As a percentage of (A+B)	As a percentage of (A+B+C)	Number of shares	As a percentage	Number of shares	As a percentage
1	Public Shareholding Institutions	0	0	0	0.00	0.00	0.00	N.A.	N.A.	N.A.	N.A.
(a)	Mutual Funds / UTI	1	100	0	0.01	0.01	0.01	0.00	0.00	0.00	0.00
(b)	Financial Institutions / Banks	0	0	0	0.00	0.00	0.00	0.00	0.00	0.00	0.00
(c)	Central Government / State Government(s)	0	0	0	0.00	0.00	0.00	0.00	0.00	0.00	0.00
(d)	Venture Capital Funds	0	0	0	0.00	0.00	0.00	0.00	0.00	0.00	0.00
(e)	Insurance Companies	0	0	0	0.00	0.00	0.00	0.00	0.00	0.00	0.00
(f)	Foreign Institutional Investors	0	0	0	0.00	0.00	0.00	0.00	0.00	0.00	0.00
(g)	Foreign Venture Capital Investors	0	0	0	0.00	0.00	0.00	0.00	0.00	0.00	0.00
(h)	Qualified Foreign Investor	0	0	0	0.00	0.00	0.00	0.00	0.00	0.00	0.00
(i)	Any Other (Specify)	0	0	0	0.00	0.00	0.00	0.00	0.00	0.00	0.00
	Sub Total (B)(1)	1	100	0	0.01	0.01	0.01	0.01	0.01	0.01	0.01
2	Non-Institutions	19	6686	3476	0.84	0.84	0.84	0.84	0.84	0.84	0.84
(a)	Bodies Corporate	19	6686	3476	0.84	0.84	0.84	0.84	0.84	0.84	0.84
(b)	Individuals	0	0	0	0.00	0.00	0.00	0.00	0.00	0.00	0.00
(i)	Individual Shareholders holding nominal share capital up to Rs. 1 lakh	1951	223637	36296	27.95	27.95	27.95	27.95	27.95	27.95	27.95
(ii)	Individual Shareholders holding nominal share capital in excess of Rs. 1 lakh	0	0	0	0.00	0.00	0.00	0.00	0.00	0.00	0.00
(c)	Qualified Foreign Investor	0	0	0	0.00	0.00	0.00	0.00	0.00	0.00	0.00
(d)	Any Other (Specify)	0	0	0	0.00	0.00	0.00	0.00	0.00	0.00	0.00
	(a) N.R.I. (Repeat & Non-Repeat)	3	200	200	0.03	0.03	0.03	0.03	0.03	0.03	0.03
	(b) Foreign Corporate Bodies	2	2050	1950	0.26	0.26	0.26	0.26	0.26	0.26	0.26
	(c) Trust	4	1033	1033	0.13	0.13	0.13	0.13	0.13	0.13	0.13
	(d) Hindu Undivided Family	0	0	0	0.00	0.00	0.00	0.00	0.00	0.00	0.00
	(e) Employee	0	0	0	0.00	0.00	0.00	0.00	0.00	0.00	0.00
	(f) Clearing Members	0	0	0	0.00	0.00	0.00	0.00	0.00	0.00	0.00
	(h) Clearing Members	0	0	0	0.00	0.00	0.00	0.00	0.00	0.00	0.00
	Sub Total (B)(2)	1979	233606	42755	29.20	29.20	29.20	29.20	29.20	29.20	29.20
	Total Public Shareholding (B) = (B)(1)+(B)(2)	1980	233706	42755	29.21	29.21	29.21	29.21	29.21	29.21	29.21
	TOTAL (A)+(B)	1985	800000	600799	100.00	100.00	100.00	100.00	100.00	100.00	100.00
(C)	Shares held by Custodians and against which Depository Receipts have been issued	0	0	0	0.00	0.00	0.00	0.00	0.00	0.00	0.00
1)	Promoter and Promoter Group	0	0	0	0.00	0.00	0.00	0.00	0.00	0.00	0.00
2)	Public	0	0	0	0.00	0.00	0.00	0.00	0.00	0.00	0.00
	Sub-Total (C)	0	0	0	0.00	0.00	0.00	0.00	0.00	0.00	0.00
	GRAND TOTAL (A)+(B)+(C)	1985	800000	600799	100.00	100.00	100.00	100.00	100.00	100.00	100.00



Name of the Company	MIRCH TECHNOLOGIES LTD
Quarter Ended	31/12/2014
Script Code	

(X) (1) Statement showing holding of securities (including shares, warrants, convertible securities) of persons belonging to the category "Promoter and Promoter Group"

Sr. No.	Name of the Shareholder	Details of Shares held		Encumbered shares (%)		As a % of grand total (A)+(B)+(C) of sub-clause (1)(a)	Details of Warrants		Details of convertible securities		Total Shares (including underlying shares assuming full conversion of warrants and convertible securities as a % diluted share capital)
		Number of shares held	as a % of Grand Total (A)+(B)+(C)	Number	As a % Percentage		Number of Warrants held	As a % total number of warrants of the same class	Number of Convertible securities held	As a % total number of convertible securities of the same class	
(I)	(II)	(III)	(IV)	(V)	(VI)	(VII)	(VIII)	(IX)	(X)	(XI)	(XII)
1	SHIV KUMAR LADHA	301500	38.43	0	0.00	0.00	0	0.00	0	0.00	38.43
2	USHARVEE SRIKUMAR LADHA	250344	31.29	0	0.00	0.00	0	0.00	0	0.00	31.29
3	Mr. Usha S. Ladha	5100	0.63	0	0.00	0.00	0	0.00	0	0.00	0.63
4	Mr. Shiv Kumar Ladha	3200	0.40	0	0.00	0.00	0	0.00	0	0.00	0.40
5	Mr. Shiv Kumar Ladha & c/o Paradise	150	0.01	0	0.00	0.00	0	0.00	0	0.00	0.01
	TOTAL	564294	70.78	0	0.00	0.00	0	0.00	0	0.00	70.78

(X) The term "encumbrance" has the same meaning as assigned to it in regulation 28(3) of the SEBT Regulation, 2011




Name of the Company **MIRCH TECHNOLOGIES LTD**

Quarter Ended **31/12/2014**

(I)(C)(1) Statement showing holding of securities (including shares, warrants, convertible securities) of persons belonging to the category "Public" and holding more than 1% of the total number of shares


Sr. No.	Name of the Shareholder	Total number of shares	Shares as a % of		Details of Warrants		Details of convertible securities		Total Shares (including underlying shares assuming full conversion of warrants and convertible securities as a % of diluted share capital)
			Total number of shares (i.e. Grand Total (A)+(B)+(C) indicated in Statement at para (I)(a) above)	Total (A)+(B)+(C)	Number of Warrants held	As a % total number of warrants of the same class	Number of convertible securities held	As a % total number of convertible securities of the same class	
1	NIL	0	0.00	0	0.00	0	0.00	0.00	0.00
3	TOTAL	0	0.00	0	0.00	0	0.00	0.00	0.00



Name of the Company	MIRCH TECHNOLOGIES LTD	
Script Code	Quarter Ended	31/12/2014

(1)(c)(ii) Statement showing holding of securities (including shares, warrants, convertible securities) of persons (together with PAC) belonging to the category "Public" and holding more than 5% of the total number of shares of the company

Sr. No.	Name(s) of the Shareholder(s) and the Persons Acting in Concert (PAC) with them	Number of shares	Shares as a % of total number of shares i.e. Grand Total (A)+(B)+(C) indicated in Statement at para (1)(a) above)	Details of Warrants		Details of convertible securities		Total Shares (including underlying shares assuming full conversion of warrants and convertible securities) as a % of diluted share capital
				Number of Warrants held	As a % total number of warrants of the same class	Number of convertible securities held	% w.r.t. total number of convertible securities of the same class	
1	MEL	0	0.00	0	0.00	0	0.00	0.00
3	TOTAL	0	0.00					0.00



Name of the Company	MIRCH TECHNOLOGIES LTD	
Scrip Code	Quarter Ended	31/12/2014

Statement showing details of locked-in shares

Sr. No.	Name of the Shareholder	Total number of shares	Shares as a % of total number of shares (i.e. Grand Total (A)+(B)+(C) indicated in Statement at para (I)(a))		Promoter / Promoter Group / Public
1	MIL	0	0.00		
	TOTAL	0	0.00		



Name of the Company	MIRCH TECHNOLOGIES LTD
Scrip Code	Quarter Ended
(II)(a)	31/12/2014

Statement showing details of Depository Receipts (DRs)

Sr. No.	Type of outstanding DR (ADRs, GDRs, SDRs, etc.)	Number of outstanding DRs	Total number of shares	Shares underlying out-standing DRs as a % of total number of shares (i.e., GRAND TOTAL (A)+(B)+(C) indicated in statement at para (I)(a) above)
	NIL	NIL	NIL	NIL
	TOTAL			

(II)(b) Statement showing holding of Depository Receipts (DRs), where underlying shares are in excess of 1% of the total number of shares

Sr. No.	Name of the DR Holder	Type of outstanding DR (ADRs, GDRs, SDRs, etc.)	Number of shares underlying outstanding DRs	Shares underlying out-standing DRs as a % of total number of shares (i.e., GRAND TOTAL (A)+(B)+(C) indicated in statement at para (I)(a) above)
	NIL	NIL	NIL	NIL
	TOTAL			

