

Introductory sub-table (I)(a)

Name of the Company: ORICON ENTERPRISES LIMITED

Script Code, Name of the scrip, class of security: 513121 EQUITY

Quarter ended: 31ST DECEMBER, 2014

Partly paid-up shares:-

|                                 | No. of partly paid-up shares | As a % of total no. of partly paid-up shares | As a % of total no. of shares of the company |
|---------------------------------|------------------------------|--|--|
| Held by promoter/promoter group | 0                            | #DIV/0!                                      | 0  |
| Held by public                  | 0                            | #DIV/0!                                      | 0  |
| <b>Total</b>                    | <b>0</b>                     | <b>#DIV/0!</b>                               | <b>0</b>                                     |

Outstanding convertible securities:-

|                                 | No. of outstanding convertible securities | As a % of total no. of outstanding convertible securities | As a % of total no. of shares of the company, assuming full conversion of the convertible securities |
|---------------------------------|---|---|--|
| Held by promoter/promoter group | 0   | #DIV/0!   | 0  |
| Held by public                  | 0   | #DIV/0!   | 0  |
| <b>Total</b>                    | <b>0</b>                                  | <b>#DIV/0!</b>  | <b>0</b>   |


Warrants:-

|                                 | No. of warrants | As a % of total no. of warrants | As a % of total no. of shares of the company, assuming full conversion of warrants |
|---------------------------------|-----------------|---------------------------------|--|
| Held by promoter/promoter group | 0               | #DIV/0!                         | 0  |
| Held by public                  | 0               | #DIV/0!                         | 0  |
| <b>Total</b>                    | <b>0</b>        | <b>#DIV/0!</b>                  | <b>0</b>   |

Total paid-up capital of the company, assuming full conversion of warrants and convertible securities


314095430

100






|        |  |      |           |          |       |       |         |      |         |
|--------|--|------|-----------|----------|-------|-------|---------|------|---------|
| d      | Qualified Foreign Investor   |      |           |          |       | 0.00  | 0.00    |      | #DIV/0! |
| e      | Any Others (Specify)   |      |           |          |       | 0.00  | 0.00    |      | #DIV/0! |
| e-i    |  |      |           |          |       | 0.00  | 0.00    |      | #DIV/0! |
| e-ii   |  |      |           |          |       |       |         |      |         |
|        | Sub Total(A)(2)  | 0    | 0         | 0        | 0     | 0.00  | 0.00    | 0    | #DIV/0! |
|        | Total Shareholding of Promoter and   | 48   | 116647430 | 64101275 | 74.28 | 74.28 | 9600000 | 8.23 |         |
|        | <b>(B) Public shareholding</b>   |      |           |          |       |       |         |      |         |
| 1      | <b>Institutions</b>  |      |           |          |       |       |         |      |         |
| (a)    | Mutual Funds/ UTI  |      |           |          |       | 0.00  | 0.00    |      |         |
| (b)    | Financial Institutions / Banks   | 7    | 4723055   | 4721905  | 3.01  | 3.01  |         |      |         |
| (c)    | Central Government/ State Government(s)  |      |           |          | 0.00  | 0.00  |         |      |         |
| (d)    | Venture Capital Funds  |      |           |          | 0.00  | 0.00  |         |      |         |
| (e)    | Insurance Companies  |      |           |          | 0.00  | 0.00  |         |      |         |
| (f)    | Foreign Institutional Investors  |      |           |          | 0.00  | 0.00  |         |      |         |
| (g)    | Foreign Venture Capital Investors  |      |           |          | 0.00  | 0.00  |         |      |         |
| (h)    | Qualified Foreign Investor   |      |           |          | 0.00  | 0.00  |         |      |         |
| (i)    | Any Other (specify)  | 3    | 14606938  | 14606938 | 9.30  | 9.30  |         |      |         |
| (i-i)  |  |      |           |          | 0.00  | 0.00  |         |      |         |
| (i-ii) |  |      |           |          |       |       |         |      |         |
|        | Sub-Total (B)(1)   | 10   | 19329993  | 19328843 | 12.31 | 12.31 |         |      |         |
|        | <b>B 2 Non-institutions</b>  |      |           |          |       |       |         |      |         |
| (a)    | Bodies Corporate   | 174  | 8713065   | 7366375  | 5.55  | 5.55  |         |      |         |
| (b)    | Individuals  |      |           |          | 0.00  | 0.00  |         |      |         |
|        | Individuals - i. Individual shareholders holding nominal share capital up to Rs 1 lakh | 6632 | 6628890   | 5200349  | 4.22  | 4.22  |         |      |         |
| II     | ii. Individual shareholders holding nominal share capital in excess of Rs. 1 lakh.     | 26   | 4778819   | 4277219  | 3.04  | 3.04  |         |      |         |



|         |  |      |           |           |        |        |  |  |  |  |  |  |  |  |  |  |  |  |  |  |         |
|---------|--|------|-----------|-----------|--------|--------|--|--|--|--|--|--|--|--|--|--|--|--|--|--|---------|
| (C)     | Qualified Foreign Investor   |      |           |           |        |        |  |  |  |  |  |  |  |  |  |  |  |  |  |  |         |
| (d)     | Any Other (specify)  |      |           |           |        |        |  |  |  |  |  |  |  |  |  |  |  |  |  |  |         |
| (d-i)   | TRUST  |      |           |           |        |        |  |  |  |  |  |  |  |  |  |  |  |  |  |  |         |
| (d-ii)  | Clearing Member  | 1    | 569618    | 569618    | 0.36   | 0.36   |  |  |  |  |  |  |  |  |  |  |  |  |  |  |         |
| (d-iii) | NRI  | 55   | 230509    | 230509    | 0.15   | 0.15   |  |  |  |  |  |  |  |  |  |  |  |  |  |  |         |
|         |  | 53   | 149391    | 149391    | 0.10   | 0.10   |  |  |  |  |  |  |  |  |  |  |  |  |  |  |         |
|         | Sub-Total (B)(2)   | 6941 | 21070292  | 17793461  | 13.42  | 13.42  |  |  |  |  |  |  |  |  |  |  |  |  |  |  |         |
| (B)     | Total Public Shareholding (B)=<br>(B)(1)+(B)(2)                                  | 6951 | 40400285  | 37122304  | 25.72  | 25.72  |  |  |  |  |  |  |  |  |  |  |  |  |  |  |         |
|         | TOTAL (A)+(B)  | 6999 | 157047715 | 101223579 | 100.00 | 100.00 |  |  |  |  |  |  |  |  |  |  |  |  |  |  |         |
| (C)     | Shares held by Custodians and against which Depository Receipts have been issued |      |           |           |        |        |  |  |  |  |  |  |  |  |  |  |  |  |  |  |         |
| 1       | Promoter and Promoter Group  |      |           |           |        |        |  |  |  |  |  |  |  |  |  |  |  |  |  |  | 0.00    |
| 2       | Public   |      |           |           |        |        |  |  |  |  |  |  |  |  |  |  |  |  |  |  | 0.00    |
|         | Sub-Total (C)  | 0    | 0         | 0         | 0      | 0      |  |  |  |  |  |  |  |  |  |  |  |  |  |  | 0       |
|         | GRAND TOTAL (A)+(B)+(C)  | 6999 | 157047715 | 101223579 |        | 100.00 |  |  |  |  |  |  |  |  |  |  |  |  |  |  | 9600000 |
|         |  |      |           |           |        |        |  |  |  |  |  |  |  |  |  |  |  |  |  |  | 6.11    |




| Sr.No | Notes  |
|-------|--|
| 1     | IN B (1)(i) Any other Specify 1,04,52,598 Equity Shares held by Clearwater Capital Partners Singapore Fund III pvt Ltd, 41,44,340 Equity Shares by Clearwater Capital Patners Singapore PTE Ltd is a Foreign Body Corporate.   |
| 2     | The Board of Directors in their Meeting held on 30th December, 2014 has allotted 5,45,00,000 Equity Shares of Rs. 2/- each aggregating to Rs. 10,90,00,000/- on account of conversion of 1,09,00,000 10% Compulsorily Convertible Preference Shares (CCPS) of Rs. 10/- each to the CCPS shareholders pursuant to the Scheme of Amalgamation approved by the Hon'ble High Court, Bombay vide its order dated 27th August, 2010. The equity shares allotted on account of conversion is pending for listing at Bombay Stock Exchange Limited and for Corporate Action for credit of Shares in respective shareholders account. |
| 3     | The Shareholding Pattern submitted to Bombay Stock Exchange is post allotment of new Equity Shares made by the Company.  |
|       |  |
|       |  |
|       |  |



(D)(b) **Statement showing holding of securities (including shares, warrants, convertible securities) of persons belonging to the category "Promoter and Promoter Group"**

| Sr. No. | Name of the shareholder        | Details of Shares held |                                   |         | Encumbered shares (*)         |  |                         | Details of warrants                                  |                                       |  | Details of convertible securities |  | Total shares (including underlying shares assuming full conversion of warrants and convertible securities) as a % of diluted share capital |
|---------|--------------------------------|------------------------|-----------------------------------|---------|-------------------------------|--|-------------------------|--|---------------------------------------|--|-----------------------------------|--|--|
|         |                                | Number of shares held  | As a % of grand total (A)+(B)+(C) | No.     | As a percentage $(N)/(M)*100$ | As a % of grand total (A)+(B)+(C) of sub-clause (D)(a) | Number of warrants held | As a % of total number of warrants of the same class | Number of convertible securities held | As a % of total number of convertible securities of the same class |                                   |  |  |
| (i)     | (ii)                           | (iii)                  | (iv)                              | (v)     | (vi)                          | (vii)  | (viii)                  | (ix)   | (x)                                   | (xi)   | (xii)                             |  |  |
| 1       | SUSHEEL SOMANI                 | 22785215               | 14.51                             | 500000  | 0.43                          | 0.32   | 0                       | 0  | 0                                     | 0  | 0                                 |  |  |
| 2       | RAJENDRA SOMANI                | 32457990               | 20.67                             | 4125000 | 3.54                          | 2.63   | 0                       | 0  | 0                                     | 0  | 0                                 |  |  |
| 3       | VARUN SOMANI                   | 5167675                | 3.29                              | 975000  | 0.84                          | 0.62   | 0                       | 0  | 0                                     | 0  | 0                                 |  |  |
| 4       | SARVAMANGAL MERCANTILE CO. LTD | 3610500                | 2.30                              | 0       | 0.00                          | 0.00   | 0                       | 0  | 0                                     | 0  | 0                                 |  |  |
| 5       | MRIDULA SOMANI                 | 4177325                | 2.66                              | 200000  | 0.17                          | 0.13   | 0                       | 0  | 0                                     | 0  | 0                                 |  |  |
| 6       | MR ADARSH SOMANI               | 6184810                | 3.94                              | 800000  | 0.69                          | 0.51   | 0                       | 0  | 0                                     | 0  | 0                                 |  |  |
| 7       | VANDANA SOMANI                 | 4035125                | 2.57                              | 500000  | 0.43                          | 0.32   | 0                       | 0  | 0                                     | 0  | 0                                 |  |  |
| 8       | SUJATA PAREKH KUMAR            | 6348480                | 4.04                              | 0       | 0.00                          | 0.00   | 0                       | 0  | 0                                     | 0  | 0                                 |  |  |
| 9       | NUPUR SOMANI                   | 2998900                | 1.91                              | 750000  | 0.64                          | 0.48   | 0                       | 0  | 0                                     | 0  | 0                                 |  |  |
| 10      | SUHRID SOMANI                  | 3026545                | 1.93                              | 0       | 0.00                          | 0.00   | 0                       | 0  | 0                                     | 0  | 0                                 |  |  |
| 11      | SURENDRA SOMANI                | 3900780                | 2.48                              | 0       | 0.00                          | 0.00   | 0                       | 0  | 0                                     | 0  | 0                                 |  |  |
| 12      | NAMRATA SOMANI                 | 2655820                | 1.69                              | 750000  | 0.64                          | 0.48   | 0                       | 0  | 0                                     | 0  | 0                                 |  |  |
| 13      | SHANTANU SOMANI                | 2400965                | 1.53                              | 0       | 0.00                          | 0.00   | 0                       | 0  | 0                                     | 0  | 0                                 |  |  |
| 14      | SOMANI KUMKUM                  | 2190070                | 1.39                              | 1000000 | 0.86                          | 0.64   | 0                       | 0  | 0                                     | 0  | 0                                 |  |  |
| 15      | JAYA SOMANI                    | 1828215                | 1.16                              | 0       | 0                             | 0.00   | 0                       | 0  | 0                                     | 0  | 0                                 |  |  |
| 16      | HIMALAYA BUILDERS PVT LTD      | 3100390                | 1.97                              | 0       | 0                             | 0.00   | 0                       | 0  | 0                                     | 0  | 0                                 |  |  |

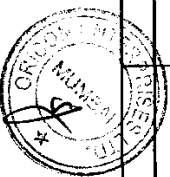


|    |                                     |           |       |   |         |      |   |   |   |   |      |   |   |   |   |   |   |   |       |
|----|-------------------------------------|-----------|-------|---|---------|------|---|---|---|---|------|---|---|---|---|---|---|---|-------|
| 17 | SEVANTIAL JIVANLAL PAREKH           | 1152385   | 0.73  | 0 | 0       | 0.00 | 0 | 0 | 0 | 0 | 0    | 0 | 0 | 0 | 0 | 0 | 0 | 0 | 0     |
| 18 | RIDHAISIDHIEQUIFN LTD               | 3472300   | 2.21  | 0 | 0       | 0.00 | 0 | 0 | 0 | 0 | 0    | 0 | 0 | 0 | 0 | 0 | 0 | 0 | 0     |
| 19 | ANUSHREE SOMANI                     | 1068900   | 0.68  | 0 | 0       | 0.00 | 0 | 0 | 0 | 0 | 0    | 0 | 0 | 0 | 0 | 0 | 0 | 0 | 0     |
| 20 | VRINDA SOMANI                       | 933580    | 0.59  | 0 | 0       | 0.00 | 0 | 0 | 0 | 0 | 0    | 0 | 0 | 0 | 0 | 0 | 0 | 0 | 0     |
| 21 | SKYL AND SECURITIES PVT LTD         | 2239900   | 1.43  | 0 | 0       | 0.00 | 0 | 0 | 0 | 0 | 0    | 0 | 0 | 0 | 0 | 0 | 0 | 0 | 0     |
| 22 | DEBONAIR PUBLICATION PVT LTD        | 183520    | 0.12  | 0 | 0       | 0.00 | 0 | 0 | 0 | 0 | 0    | 0 | 0 | 0 | 0 | 0 | 0 | 0 | 0     |
| 23 | PARJIAT SHIPPING & FINALE LTD       | 169400    | 0.11  | 0 | 0       | 0.00 | 0 | 0 | 0 | 0 | 0    | 0 | 0 | 0 | 0 | 0 | 0 | 0 | 0     |
| 24 | ANANDITA SUNIL PAREKH               | 100220    | 0.06  | 0 | 0       | 0.00 | 0 | 0 | 0 | 0 | 0    | 0 | 0 | 0 | 0 | 0 | 0 | 0 | 0     |
| 25 | ARUNDHATI SUNIL PAREKH              | 100220    | 0.06  | 0 | 0       | 0.00 | 0 | 0 | 0 | 0 | 0    | 0 | 0 | 0 | 0 | 0 | 0 | 0 | 0     |
| 26 | VENKATESH KARRERS LTD               | 79400     | 0.05  | 0 | 0       | 0.00 | 0 | 0 | 0 | 0 | 0    | 0 | 0 | 0 | 0 | 0 | 0 | 0 | 0     |
| 27 | VISHUNARAIN KHANNA                  | 109900    | 0.07  | 0 | 0       | 0.00 | 0 | 0 | 0 | 0 | 0    | 0 | 0 | 0 | 0 | 0 | 0 | 0 | 0     |
| 28 | PREMNARAIN KHANNA                   | 28500     | 0.02  | 0 | 0       | 0.00 | 0 | 0 | 0 | 0 | 0    | 0 | 0 | 0 | 0 | 0 | 0 | 0 | 0     |
| 29 | BALKISHAN U TOSHNIWAL               | 139000    | 0.09  | 0 | 0       | 0.00 | 0 | 0 | 0 | 0 | 0    | 0 | 0 | 0 | 0 | 0 | 0 | 0 | 0     |
| 30 | PAREKH INTEGRATED SERVICES PVT LTD. | 1250      | 0.00  | 0 | 0       | 0.00 | 0 | 0 | 0 | 0 | 0    | 0 | 0 | 0 | 0 | 0 | 0 | 0 | 0     |
| 31 | SANJAY DOSI                         | 100       | 0.00  | 0 | 0       | 0.00 | 0 | 0 | 0 | 0 | 0    | 0 | 0 | 0 | 0 | 0 | 0 | 0 | 0     |
| 32 | CLARIDGE INVESTMENT LTD             | 50        | 0.00  | 0 | 0       | 0.00 | 0 | 0 | 0 | 0 | 0    | 0 | 0 | 0 | 0 | 0 | 0 | 0 | 0     |
|    | TOTAL                               | 116647430 | 74.28 |   | 9600000 | 8.23 |   |   |   |   | 8.11 |   |   |   |   |   |   |   | 74.28 |



**(1)(c)(i) Statement showing holding of securities (including shares, warrants, convertible securities) of persons belonging to the category "Public" and holding more than 1% of the total number of shares**

| Sr. No.      | Name of the shareholder                          | Number of shares held | Shares as a percentage of total number of shares (i.e., Grand Total (A)+(B)+(C) indicated in Statement at para (1)(a) above) | Details of warrants     |   | Details of convertible securities     |  | Total shares (including underlying shares assuming full conversion of warrants and convertible securities) as a % of diluted share capital |
|--------------|--|-----------------------|--|-------------------------|---|---------------------------------------|--|--|
|              |  |                       |  | Number of warrants held | As a % total number of warrants of the same class | Number of convertible securities held | % w.r.t total number of convertible securities of the same class |  |
| 1            | CLEARWATER CAPITAL PARTNERS SINGAPORE FUND III P | 10452598              | 6.66   | 0                       | 0   | 0                                     | 0  |  |
| 2            | CLEARWATER CAPITAL PARTNERS SINGAPORE PTE LTD. A | 4144340               | 2.64   | 0                       | 0   | 0                                     | 0  |  |
| 3            | SHERR VENKATESH METAL PACKS PVT LTD              | 5172790               | 3.29   | 0                       | 0   | 0                                     | 0  |  |
| 4            | UNITED INDIA INSURANCE COMPANY LIMITED           | 2221110               | 1.41   | 0                       | 0   | 0                                     | 0  |  |
| 5            | GENERAL INSURANCE CORPORATION OF INDIA           | 2000000               | 1.27   | 0                       | 0   | 0                                     | 0  |  |
| 6            | GOPALA MERCANTILE LTD                            | 1561010               | 0.99   | 0                       | 0   | 0                                     | 0  |  |
|              |  |                       |  |                         |   |                                       |  |  |
|              |  |                       |  |                         |   |                                       |  |  |
|              |  |                       |  |                         |   |                                       |  |  |
| <b>TOTAL</b> |  | <b>25551848</b>       | <b>16.27</b>   | <b>0</b>                | <b>#DIV/0!</b>                                    | <b>0</b>                              | <b>0</b>   |  |






(D)(c)(ii) Statement showing holding of securities (including shares, warrants, convertible securities) of persons (together with PAC) belonging to the category "Public" and holding more than 5% of the total number of shares of the company.

| Sr. No.      | Name(s) of the shareholder(s) and the Persons Acting in Concert (PAC) with them | Number of shares | Shares as a percentage of total number of shares<br>{i.e., Grand Total (A)+(B)+(C) indicated in Statement at para (D)(a) above} | Details of warrants |   | Details of convertible securities     |  | Total shares (including underlying shares assuming full conversion of warrants and convertible securities) as a % of diluted share capital |
|--------------|---|------------------|---|---------------------|---|---------------------------------------|--|--|
|              |   |                  |   | Number of warrants  | As a % total number of warrants of the same class | Number of convertible securities held | % w.r.t total number of convertible securities of the same class |  |
| 1            | CLEARWATER CAPITAL PARTNERS<br>SINGAPORE FUND III PVT LTD                       | 10452598         | 6.66  | 0                   | 0   | 0                                     | 0  |  |
| <b>TOTAL</b> |   | <b>10452598</b>  | <b>6.66</b>   | <b>0</b>            | <b>#DIV/0!</b>                                    | <b>0</b>                              | <b>#DIV/0!</b>   | <b>0</b>   |



(D)(d) **Statement showing details of locked-in shares**

| Sr. No.      | Name of the shareholder | Number of locked-in shares | Locked-in shares as a percentage of total number of shares {i.e., Grand Total (A)+(B)+(C) indicated in Statement at para (D)(a) above} |
|--------------|-------------------------|----------------------------|--|
| 1            | NIL                     |                            | 0.00   |
| 2            |                         |                            | 0.00   |
| 3            |                         |                            | 0.00   |
| 4            |                         |                            | 0.00   |
| 5            |                         |                            | 0.00   |
| 6            |                         |                            | 0.00   |
| 7            |                         |                            | 0.00   |
| 8            |                         |                            | 0.00   |
| 9            |                         |                            | 0.00   |
| <b>TOTAL</b> |                         | <b>0</b>                   | <b>0.00</b>  |



(II)(a) Statement showing details of Depository Receipts (DRs)

| Sr. No.      | Type of outstanding DR<br>(ADRs, GDRs, SDRs, etc.) | Number of outstanding<br>DRs | Number of shares<br>underlying outstanding DRs | Shares underlying outstanding DRs as a<br>percentage of total number of shares<br>{i.e., Grand Total (A)+(B)+(C) indicated<br>in Statement at para (I)(a) above} |
|--------------|--|------------------------------|--|--|
| 1            |  |                              |  | 0.00   |
| 2            | NIL  |                              |  | 0.00   |
| 3            |  |                              |  | 0.00   |
| 4            |  |                              |  | 0.00   |
| 5            |  |                              |  | 0.00   |
| 6            |  |                              |  | 0.00   |
| 7            |  |                              |  | 0.00   |
| 8            |  |                              |  | 0.00   |
| 9            |  |                              |  | 0.00   |
| <b>TOTAL</b> |  | <b>0</b>                     | <b>0</b>                                       | <b>0.00</b>  |



**(11)(b) Statement showing holding of Depository Receipts (DRs) where underlying shares held by "promoter/promoter group" are in excess of 1% of the total number of shares**

| Sr. No.      | Name of the DR Holder | Type of outstanding DR (ADRs, GDRs, SDRs, etc.) | Number of shares underlying outstanding DRs | Shares underlying outstanding DRs as a percentage of total number of shares i.e., Grand Total (A)+(B)+(C) indicated in Statement at para (1)(a) above} |
|--------------|-----------------------|---|---|--|
| 1            |                       |   |   | 0.00   |
| 2            | NIL                   |   |   | 0.00   |
| 3            |                       |   |   | 0.00   |
| 4            |                       |   |   | 0.00   |
| 5            |                       |   |   | 0.00   |
| 6            |                       |   |   | 0.00   |
| 7            |                       |   |   | 0.00   |
| 8            |                       |   |   | 0.00   |
| 9            |                       |   |   | 0.00   |
| <b>TOTAL</b> |                       |   | <b>0</b>                                    | <b>0.00</b>  |

