



PBA INFRASTRUCTURE LTD.

ISO 9001 : 2000
ISO 14001:2004
ISO 18001:2007

(I) (a) Statement showing Shareholding Pattern

Name of the Company: PBA INFRASTRUCTURE		BSE- , NSE- ; Equity	
Scrip Code, Name of the scrip, class of security:		31 st December, 2014	
Quarter ended :			
Partly paid-up shares:-	No. of partly paid-up shares	As a % of total no. of partly paid-up shares	As a % of total no. of shares of the company
Held by Promoter / Promoter Group	0	0.0000	0.0000
Held by public	0	0.0000	0.0000
Total	0	0.0000	0.0000
Outstanding convertible securities:-	No. of outstanding securities	As a % of total No. of outstanding convertible securities	As a % of total no. of shares of the company, assuming full conversion of the convertible securities
Held by Promoter / Promoter Group	0	0.0000	0.0000
Held by public	0	0.0000	0.0000
Total	0	0.0000	0.0000
Warrants:-	No. of warrants	As a % of total no. of warrants	As a % of total no. of shares of the company, assuming full conversion of warrants
Held by Promoter / Promoter Group	0	0.0000	0.0000
Held by public	0	0.0000	0.0000
Total	0	0.0000	0.0000
Total paid-up capital of the company assuming full conversion of warrants and convertible securities		13500562	

For PBA Infrastructure Limited

Ramraj G. G.

Chairman & MD



ISO 9001 : 2000
ISO 14001:2004
ISO 18001:2007

Category Code	Category of shareholder	Total number of shares	percentage of total number of shares		Shares pledged or otherwise encumbered	
			As a percentage of (A+B)	As a percentage of (A+B+C)	Number of shares	As a percentage (IX) = (VIII)/(IV)*100
(I)	(II)	(IV)	(VI)	(VII)	(VIII)	(IX)
(A)	Promoter and Promoter Group					
1	Indian					
(a)	Individuals/Hindu Undivided Family	7782567	57.6462	57.6462	5058065	64.9922
(b)	Central Government/State Government(s)	0	0.0000	0.0000	0	0.0000
(c)	Bodies Corporate	0	0.0000	0.0000	0	0.0000
(d)	Financial Institutions / Banks	0	0.0000	0.0000	0	0.0000
(e)	Any Other (specify)	0	0.0000	0.0000	0	0.0000
	Sub Total (A)(1)	7782567	57.6462	57.6462	5058065	64.9922
2	Foreign					
(a)	Individuals/Foreign Individuals)	0	0.0000	0.0000	0	0.0000
(b)	Bodies Corporate	0	0.0000	0.0000	0	0.0000
(c)	Institutions	0	0.0000	0.0000	0	0.0000
(d)	Qualified Foreign Investors	0	0.0000	0.0000	0	0.0000
(e)	Any Other (specify)	0	0.0000	0.0000	0	0.0000
	Sub Total (A)(2)	0	0.0000	0.0000	0	0.0000
	Promoter and Promoter Group (A)=(A)(1)+(A)(2)	7782567	57.6462	57.6462	5058065	64.9922
(B)	Public shareholding					
1	Institutions					
(a)	Mutual Funds/UTI	0	0.0000	0.0000	-	-
(b)	Financial Institutions / Banks	762000	5.6442	5.6442	-	-
(c)	Central Government/State Government	0	0.0000	0.0000	-	-
(d)	Venture Capital Funds	0	0.0000	0.0000	-	-
(e)	Insurance Companies	0	0.0000	0.0000	-	-
(f)	Foreign Institutional Investors	0	0.0000	0.0000	-	-
(g)	Foreign Venture Capital Investors	0	0.0000	0.0000	-	-
(h)	Qualified Foreign Investors	0	0.0000	0.0000	-	-
(i)	Any Other (specify)	0	0.0000	0.0000	-	-
	Sub Total (B) (1)	762000	5.6442	5.6442		
2	Non-institutions					
(a)	Bodies Corporate	326794	2.4206	2.4206	-	-
(b) (i)	Individuals - shareholders holding nominal share capital up to Rs 1 Lakh	3474976	25.7395	25.7395	-	-
(ii)	Individual shareholders holding nominal share capital in excess of Rs. 1 Lakh	1002121	7.4228	7.4228	-	-

M



ISO 9001 : 2000
 ISO 14001:2004
 ISO 18001:2007

Category code (I)	Category of shareholder (II)	Total number of shares (IV)	Total shareholding as a percentage of total number of shares		Shares pledged or otherwise encumbered	
			As a percentage of (A+B) (VI)	As a percentage of (A+B+C) (VII)	Number of shares (VIII)	As a percentage (IX) = (VIII)/(IV)*100
(c)	Qualified Foreign Investors	0	0.0000	0.0000	-	-
(d)	Any Other					
i	Non Resident Indians (Repat)	61472	0.4553	0.4553	-	-
ii	Non Resident Indians (Non Repa)	9633	0.0714	0.0714	-	-
iii	Overseas Bodies Corporate	0	0.0000	0.0000	-	-
iv	Clearing Member	80999	0.6000	0.6000	-	-
v	Directors / Relatives	0	0.0000	0.0000	-	-
vi	Trusts	0	0.0000	0.0000	-	-
	Sub Total (B)(2)	4955995	36.7095	36.7095	-	-
	Total Public Shareholding Public Group (B)=(B)(1)+(B)(2)	5717995	42.3538	42.3538	NA	NA
	Total (A)+(B)	13500562	100.0000	100.0000		
(C)	Shares held by custodians and against which Depository Receipts have been issued					
i	Promoter and Promoter group	0	0.0000	0.0000	0	0.0000
ii	Public	0	0.0000	0.0000	0	0.0000
	Sub Total (C)	0	0	0	0	0
	GRAND TOTAL (A)+(B)+(C)	13500562	100.0000	100.0000	0.0000	0.0000

For PBA Infrastructure Limited

Ramkrishna W
 Chairman & MD



ISO 9001 : 2000
ISO 14001:2004
ISO 18001:2007

Statement showing holding of securities (including shares, warrants, convertible securities) of persons belonging to the category "Promoter and Promoter Group"

Sr. No.	Name of the shareholder	Details of Shares held		Encumbered shares			Details of warrants		Details of convertible securities		Total shares (including underlying shares assuming full conversion of warrants and convertible securities) as a % of diluted share capital
		Number of shares held	As a % of grand total (A)+(B)+(C)	No.	As a percentage	As a % of grand total (A)+(B)+(C) of sub-clause (I)(a)	Number of warrants held	As a % total number of warrants of the same class	Number of convertible securities held	As a % total number of convertible securities of the same class	
(I)	(II)	(III)	(IV)	(V)	(VI)=(V)/(III)* 100	(VII)	(VIII)	(IX)	(X)	(XI)	(XII)
1	RAMLAL ROSHANLAL WADHAWAN (AAPW1851F)	4255785	31.5230	4255785	100.00	31.52	0	0	0	0	31.5230
2	BALKRISHAN WADHAWAN (AAPW1802G)	802280	5.9426	802280	100.00	5.94	0	0	0	0	5.9426
3	NARAYAN GANESH THATTE (AADPT7500R)	636720	4.7162	0	0.00	0.00	0	0	0	0	4.7162
4	SUBHASHCHADNR A PRITAMLAL WADHAWAN (AAPW1933C)	603380	4.4693	0	0.00	0.00	0	0	0	0	4.4693
5	NEENA WADHAWAN (AAPW3331K)	304230	2.2535	0	0.00	0.00	0	0	0	0	2.2535
6	VISHAL BALKRISHAN WADHAWAN (AAPW0531E)	274106	2.0303	0	0.00	0.00	0	0	0	0	2.0303
7	SUNIL RAMLAL WADHAWAN (AAPW3750H)	260676	1.9309	0	0.00	0.00	0	0	0	0	1.9309
8	DEEPAK RAMLAL WADHAWAN (AAPW1852G)	255870	1.8953	0	0.00	0.00	0	0	0	0	1.8953
9	MONICA TALWAR (AAPW1853H)	250760	1.8574	0	0.00	0.00	0	0	0	0	1.8574
10	VEENA WADHAWAN (AAPW1803H)	138760	1.0278	0	0.00	0.00	0	0	0	0	1.0278
	TOTAL	7782567	57.6462	5058065	52.43	37.47	0	0	0	0	57.6462

For PBA Infrastructure Limited

[Signature]
Chairman & MD



ISO 9001 : 2000
 ISO 14001:2004
 ISO 18001:2007

(I)(c)(i) Statement showing holding of securities (including shares, warrants, convertible securities) of persons belonging to the category "Public" and holding more than 1% of the total number of shares

Sr. No.	Name of the shareholder	Number of shares held	Shares as a percentage of total number of shares [i.e., Grand Total (A)+(B)+(C) indicated in Statement at para (I)(a) above]	Details of warrants		Details of convertible securities		(including underlying shares assuming full conversion of warrants and convertible securities) as a % of diluted share capital
				Number of warrants held	As a % total number of warrants of the same class	Number of convertible securities held	% w.r.t total number of convertible securities of the same class	
1	IDBI BANK LTD	762000	5.6442	0	0	0	0	5.6442
2		0	0.0000	0	0	0	0	0.0000
TOTAL		762000	5.6442	0	0	0	0	5.6442

(I)(c)(ii) Statement showing holding of securities (including shares, warrants, convertible securities) of persons (together with PAC) belonging to the category "Public" and holding more than 5% of the total number of shares of the company

Sr. No.	Name(s) of the shareholder(s) and the Persons Acting in Concert (PAC) with them	Number of shares	Shares as a percentage of total number of shares [i.e., Grand Total (A)+(B)+(C) indicated in Statement at para (I)(a) above]	Details of warrants		Details of convertible securities		(including underlying shares assuming full conversion of warrants and convertible securities) as a % of diluted share capital
				Number of warrants	As a % total number of warrants of the same class	Number of convertible securities held	% w.r.t total number of convertible securities of the same class	
1	IDBI BANK LTD	762000	5.6442	0	0	0	0	5.6442
				0	0	0	0	0.0000
TOTAL		762000	5.6442	0	0	0	0	5.6442

For PBA Infrastructure Limited


[Signature]
 Chairman & MD




ISO 9001 : 2000
ISO 14001:2004
ISO 18001:2007

(I)(d) <u>Statement showing details of locked-in shares</u>			
Sr. No.	Name of the shareholder	Number of Locked in Shares	Locked-in shares as a percentage of total number of shares [i.e., Grand Total (A)+(B)+(C) indicated in Statement at para (I)(a) above]
1	NIL	NIL	NIL
TOTAL		NIL	NIL

For PBA Infrastructure Limited



Chairman & MD



ISO 9001 : 2000
ISO 14001:2004
ISO 18001:2007

(II)(a) Statement showing details of Depository Receipts (DRs)				
Sr. No.	Type of outstanding DR (ADRs, GDRs, SDRs, etc.)	Number of outstanding DRs	Number of shares underlying outstanding DRs	Shares underlying outstanding DRs as a percentage of total number of shares (i.e., Grand Total (A)+(B)+(C) indicated in Statement at para (I)(a) above)
1	NIL	NIL	NIL	NIL
TOTAL		NIL	NIL	NIL

For PBA Infrastructure Limited


Chairman & MD



ISO 9001 : 2000
ISO 14001:2004
ISO 18001:2007

Statement showing holding of Depository Receipts (DRs), where underlying shares held by "Promoter/ Promoter Group" are (II) (b) in excess of 1% of the total number of shares

Sr. No.	Name of the DR Holder	Type of outstanding DR (ADRs, GDRs, SDRs, etc.)	Number of shares underlying outstanding DRs	Shares underlying outstanding DRs as a percentage of total number of shares [i.e., Grand Total (A)+(B)+(C) indicated in Statement at para (I)(a) above]
1	NIL	NIL	NIL	NIL
	TOTAL	NIL	NIL	NIL

For PBA Infrastructure Limited

Chairman & MD