


Name of the Company : PCS TECHNOLOGY LTD
 Scrip Code, Name of the scrip, class of security :
 Quarter ended : 31/12/2014


Partly paid-up shares :-	No. of partly paid-up shares	As a % of total no. of partly paid-up shares	As a % of total no. of shares of the company
Held by promoter/ promoter group		0.00	0.00
Held by public	0	0.00	0.00
Total	0	0.00	0.00
Outstanding convertible securities	No. of outstanding securities	As a % of total no. of outstanding convertible securities	As a % of total no. of shares of the company, assuming full conversion of the convertible securities
Held by promoter/ promoter group		0.00	0.00
Held by public		0.00	0.00
Total	0	0.00	0.00
Warrants	No. of Warrants	As a % of total no. of Warrants	As a % of total no. of shares of the company, assuming full conversion of warrants
Held by promoter/ promoter group	0	0.00	0.00
Held by public	0	0.00	0.00
Total	0	0.00	0.00
Total paid-up capital of the company, assuming full conversion of warrants convertible securities Total (A+B+C+ D+E+F)	20950677		100.00



Statement Showing Shareholding Pattern

Table (I)(a)

Category of Shareholder Code	(I)	(II)	(III)	(IV)	(V)	Number of Total Shareholding as a form		(IX) = (VII)/(V) * 100
						Number of Shareholders	Shares held in Dematerialised form	
(A) Shareholding of Promoter and Promoter Group								
1. INDIAN								
(a) INDIVIDUAL / HUF	5	1750504	1750504	8.3554	8.3554	0	0	0.00
(b) CENTRAL / STATE GOVERNMENT(S)	0	0	0	0.0000	0.0000	0	0	0.00
(c) BODIES CORPORATE	3	5704679	5704679	27.2291	27.2291	0	0	0.00
(d) FINANCIAL INSTITUTIONS / BANKS ANY OTHERS (Specify)	26	7244812	7243628	34.5803	34.5803	0	0	0.00
(e) DIRECTORS RELATIVES	0	0	0	0.0000	0.0000	0	0	0.00
(f) GROUP COMPANIES	0	0	0	0.0000	0.0000	0	0	0.00
(g) TRUSTS	0	0	0	0.0000	0.0000	0	0	0.00
SUB TOTAL (AK1) :	34	14699995	14698811	70.1648	70.1648	0	0	0.00
2. FOREIGN								
(a) INDIVIDUAL	0	0	0	0.0000	0.0000	0	0	0.00
(b) BODIES CORPORATE	0	0	0	0.0000	0.0000	0	0	0.00
(c) INSTITUTIONS	0	0	0	0.0000	0.0000	0	0	0.00
(d) QUALIFIED FOREIGN INVESTOR	0	0	0	0.0000	0.0000	0	0	0.00
(e) ANY OTHERS (Specify)	0	0	0	0.0000	0.0000	0	0	0.00
SUB TOTAL (AK2) :	0	0	0	0.0000	0.0000	0	0	0.00
Total holding for promoters (A)+(K1) + (AK2)								
	34	14699995	14698811	70.1648	70.1648	0	0	0.00
(B) Public shareholding								
1. INSTITUTIONS								
(a) MUTUAL FUNDS / UTI	7	131583	126690	0.6281	0.6281	0	0	0.00
(b) FINANCIAL INSTITUTIONS / BANKS	9	1054	295	0.0050	0.0050	0	0	0.00
(c) CENTRAL / STATE GOVERNMENT(S)	0	0	0	0.0000	0.0000	0	0	0.00
(d) VENTURE CAPITAL FUNDS	0	0	0	0.0000	0.0000	0	0	0.00
(e) INSURANCE COMPANIES	4	213383	213383	1.0185	1.0185	0	0	0.00
(f) HFS	3	700	0	0.0033	0.0033	0	0	0.00



Statement Showing Shareholding Pattern

Table (I)(a)

Category of Shareholder	Number of Shareholders	Total Number of Shares	Number of Total Shareholding as a percentage of total number of Shares held in Dematerialised form		As a Number of shares	As a percentage of (VII)/(IX) *100		
			(A+B)	(A+B+C)				
(I)	(II)	(III)	(IV)	(V)	(VI)	(VII)	(VIII)	(IX)
(b) FOREIGN VENTURE CAPITAL INVESTORS	0	0	0	0	0.0000	0.0000	0	0.00
(b) QUALIFIED FOREIGN INVESTOR	0	0	0	0	0.0000	0.0000	0	0.00
(i) ANY OTHERS (Specify)	0	0	0	0	0.0000	0.0000	0	0.00
SUB TOTAL (B)(1) :	23	346720	340368	1,6549	1,6549	1,6549	0	0.00
B.2. Non-institutions								
(a) BODIES CORPORATE	217	175470	161257	0.8375	0.8375	0	0.00	
(b) INDIVIDUAL								
(i) CAPITAL UP TO TO Rs. 1 Lakh	30890	3518132	2035840	16.7925	16.7925	0	0.00	
(ii) CAPITAL GREATER THAN Rs. 1 Lakh	30	1979786	1979786	9.4497	9.4497	0	0.00	
(c) QUALIFIED FOREIGN INVESTOR	0	0	0	0.0000	0.0000	0	0.00	
(d) ANY OTHERS (Specify)								
(i) TRUSTS	0	0	0	0.0000	0.0000	0	0.00	
(ii) CLEARING MEMBER	24	95276	95276	0.4548	0.4548	0	0.00	
(iii) DIRECTORS	4	748	432	0.0036	0.0036	0	0.00	
(iv) RELATIVES								
(v) EMPLOYEE	0	0	0	0.0000	0.0000	0	0.00	
(vi) NON RESIDENT INDIANS (NRI)	42	33750	32110	0.1611	0.1611	0	0.00	
(vii) OVERSEAS BODIES CORPORATES	1	100800	0	0.4811	0.4811	0	0.00	
(viii) UNCLAIMED SUSPENSE ACCOUNT	0	0	0	0.0000	0.0000	0	0.00	
SUB TOTAL (B)(2) :	31208	5903962	4304701	28.1803	28.1803	0	0.00	
Total Public Shareholding (B)=(B)(1) + (B)(2)	31231	6250682	4645069	29.8352	29.8352	0	0.00	
Total (A) + (B) :	31265	20956077	19343880	100.0000	100.0000	0	0.00	
(C) Shares held by Custodians and against which Depository Receipts have been issued								
(i) Promoter and Promoter Group	0	0	0	0.0000	0.0000	0	0.00	
(ii) Public	0	0	0	0.0000	0.0000	0	0.00	
SUB TOTAL (C)(1) :	0	0	0	0.0000	0.0000	0	0.00	




Grand Total (A) + (B) + (C) 31265 20950877 19143860 100 100,0000 0 0.00

NOTES :
 1) NAME NUMBER OF SHARES HELD & PERCENTAGE OF ENTITIES / PERSONS HOLDING MORE THAN 1% OF THE TOTAL SHARES OF THE COMPANY IS AS PER ANNEXURE



(Xb) Statement showing holding of securities (including shares, warrant, convertible securities) of persons belonging to the category "Promoter and Promoter Group"

Sr.No	Name of the Shareholder	Total shares held			Encumbered shares (%)		Details of warrants					Details of convertible securities		
		Number of shares (A)+(B)+(C)	As a % of grand total (A)+(B)+(C)	Number	As a percentage (A)-(B)/(A)+(B)+(C)* 100	As a % of grand total of sub-class held (IXa)	Number of warrants held	As a % of total number of warrants of the same class	Number of convertible securities held	As a % of total number of convertible securities of the same class	Total shares (including underlying shares assuming full conversion of warrants and convertible securities) as a % of diluted share capital			
(I)	(II)	(III)	(IV)	(V)	(VI)-(V)/(III)* 100	(VII)	(VIII)	(IX)	(X)	(XI)	(XII)			
1	RAJNIKANTA G PATNI	2386116	11.3892	0	0.00	0.00	0	0	0	0	0			
2	ASHOKA COMPUTER SYSTEMS PRIVATE LIMITED	1901560	9.0764	0	0.00	0.00	0	0	0	0	0			
3	PCS FINANCE LIMITED	1901560	9.0764	0	0.00	0.00	0	0	0	0	0			
4	PCS CULINET PRIVATE LIMITED	1901559	9.0764	0	0.00	0.00	0	0	0	0	0			
5	SADHANA A PATNI	1652122	7.8858	0	0.00	0.00	0	0	0	0	0			
6	VASUNDHARA APOORVA PATNI	1000000	4.7731	0	0.00	0.00	0	0	0	0	0			
7	POONAM NARENDRAKUMAR PATNI	601547	2.8713	0	0.00	0.00	0	0	0	0	0			
8	GAJENDRAKUMAR S PATNI	579685	2.7669	0	0.00	0.00	0	0	0	0	0			
9	ASHOKKUMAR S PATNI	575995	2.7493	0	0.00	0.00	0	0	0	0	0			
10	ANIRUJH NARENDRAKUMAR PATNI	559270	2.6695	0	0.00	0.00	0	0	0	0	0			
11	APOORVA ASHOK KUMAR PATNI	389676	1.8600	0	0.00	0.00	0	0	0	0	0			
12	ARIHANT GAJENDRA KUMAR PATNI	283056	1.3511	0	0.00	0.00	0	0	0	0	0			
13	AMIT KUMAR PATNI	261899	1.2501	0	0.00	0.00	0	0	0	0	0			
14	REKHA AMIT KUMAR PATNI	152340	0.7281	0	0.00	0.00	0	0	0	0	0			
15	SOBHAGMA PATNI	130936	0.6250	0	0.00	0.00	0	0	0	0	0			
16	APOORVA ASHOK KUMAR PATNI	111069	0.5301	0	0.00	0.00	0	0	0	0	0			
17	ARIHANT GAJENDRA KUMAR PATNI	101170	0.4827	0	0.00	0.00	0	0	0	0	0			
18	NARENDRA KUMAR PATNI	94079	0.4490	0	0.00	0.00	0	0	0	0	0			
19	KANHTANNA S PATNI	60286	0.2878	0	0.00	0.00	0	0	0	0	0			
20	SADHANA A PATNI	42814	0.2014	0	0.00	0.00	0	0	0	0	0			
21	RAJNIKANTA G PATNI	2665	0.0127	0	0.00	0.00	0	0	0	0	0			



22	AYUSHI AMITKUMAR PATNI	2830	0.0135	0	0.00	0.00	0	0	0	0	0	0	0	0	0	0	0	0	0	0
23	AAKRITI AMITKUMAR PATNI	2830	0.0135	0	0.00	0.00	0	0	0	0	0	0	0	0	0	0	0	0	0	0
24	KANCHANBAI PATNI	1000	0.0048	0	0.00	0.00	0	0	0	0	0	0	0	0	0	0	0	0	0	0
25	RAJKUMAR BARJATIYA	760	0.0036	0	0.00	0.00	0	0	0	0	0	0	0	0	0	0	0	0	0	0
26	SOORAJ BARJATIYA	145	0.0007	0	0.00	0.00	0	0	0	0	0	0	0	0	0	0	0	0	0	0
27	RAJRANI GANGWAL	128	0.0006	0	0.00	0.00	0	0	0	0	0	0	0	0	0	0	0	0	0	0
28	PANKAJ PATNI	86	0.0004	0	0.00	0.00	0	0	0	0	0	0	0	0	0	0	0	0	0	0
29	MEETA DEVI GANGWAL	64	0.0003	0	0.00	0.00	0	0	0	0	0	0	0	0	0	0	0	0	0	0
30	MUNISH KUMAR GANGWAL	64	0.0003	0	0.00	0.00	0	0	0	0	0	0	0	0	0	0	0	0	0	0
31	MEETA DEVI GANGWAL	56	0.0003	0	0.00	0.00	0	0	0	0	0	0	0	0	0	0	0	0	0	0
32	RAJRANI GANGWAL	56	0.0003	0	0.00	0.00	0	0	0	0	0	0	0	0	0	0	0	0	0	0
33	RAJRANI GANGWAL	56	0.0003	0	0.00	0.00	0	0	0	0	0	0	0	0	0	0	0	0	0	0
34	MUNISH KUMAR GANGWAL	56	0.0003	0	0.00	0.00	0	0	0	0	0	0	0	0	0	0	0	0	0	0
TOTAL :		14699995	70.1648	0	0.00	0.0000	0	0	0	0	0	0	0	0	0	0	0	0	0	0

PRINTED ON : 02/01/2015


PAGE NO : 2

(1)(c)(i) Statement showing holding of securities (including shares, warrants, convertible securities) of persons belonging to the category "Public" and holding more than 1% of the total number of shares

Sr.No	Name of the shareholder	Number of shares	Shares as a percentage of total number of shares (i.e., Grand Total (A) + (B) + (C) indicated in Statement at para (i) (a) above)	Details of warrants	As a % of total number of warrants of the same class	Number of convertible securities held	% w.r.t. total number of convertible securities of the same class	Total shares (including shares assuming full conversion of warrants and convertible securities) as a % of diluted share capital
1	BALRAM BIHARWANI	700200	3.3421	0	0	0	0	0
2	MUKESH MOHANLAL KELAVALA MUF	255300	1.2186	0	0	0	0	0
TOTAL :		955500	4.5607	0	0	0	0	0

Printed Date : 1/2/2015

PAGE NO : 1




(1)(c)(ii) Statement showing holding of securities (including shares, warrants, convertible securities) of persons (together with PAC) belonging to the category "Public" and holding more than 5% of the total number of shares of the company.

SR. NO	Name	Number of shares	Details of warrants		Details of convertible securities		% w.r.t. total number of convertible securities of the same class	Total shares (including underlying shares assuming full conversion of warrants and convertible securities) as a % of diluted share capital
			Number of warrants held	As a % total number of warrants of the same class	Number of convertible securities held	Number of convertible securities		
1		Shares	Per	0	0	0	0	0
TOTAL:				0	0	0	0	0

Printed Date : 1/2/2015

(1)(c) Statement showing details of locked-in shares AS ON : 31/12/2014

Sr No	Name of the shareholder	Number of locked-in shares	Locked-in shares as a percentage of total number of shares (i.e. Grand Total (A)+(B)+(C) indicated in Statement at para (1)(a) above)	Promoter / Promoter Group / Public
1				
TOTAL:				



(iii)(e) Statement showing details of Depository Receipts (DRs)

Sr.No.	Type of Outstanding DR (ADRS,GDRs,SDRS etc.)	No of Outstanding DRs.	No of Shares underlying outstanding DRs.	Shares underlying outstanding DRs as a Percentage of total number of shares (i.e Grand Total (A)+ (B) + (C) Indicated in statement at para(I) (a) above)
I	GDRs			
TOTAL :				

(ii) (b) Statement showing holding of Depository Receipts (DRs), where underlying shares held by 'promoter / promoter group' are in excess of 1% of the total number of shares

Sr.No.	Name of the DR Holder	Type of Outstanding DR (ADRS,GDRs,SDRS etc)	No of Shares underlying outstanding DRs	Shares underlying outstanding DRs as a Percentage of total number of shares (i.e Grand Total (A)+(B)+(C) Indicated in statement at Para (i) (a) above)
I				
TOTAL :				

