



(a) STATEMENT SHOWING SHARE HOLDING PATTERN			
Name of the Company		PEARL POLYMERS LIMITED	
Scrip Code, Name of the Scrip, Class of Security	Scrip Code:	:	NSE : PEARLPOLY BSE : 523260
	Name of the Scrip	:	EQUITY SHARES
Quarter Ended On		31.12.2014	
Partly paid-up shares:-	No. of partly paid-up shares	As a % of total no. of partly paid-up Shares	As a % of total no. of shares of the company
Held by promoter/promoter group	0	0.00	0.00
Held by public	0	0.00	0.00
Total	0	0.00	0.00
Outstanding convertible securities:-	No. of outstanding securities	As a % of total no. of outstanding convertible securities	As a % of total no. of shares of the company, assuming full conversion of the convertible securities
Held by promoter/promoter group	0	0.00	0.00
Held by public	0	0.00	0.00
Total	0	0.00	0.00
Warrants:-	No. of Warrants	As a % of total no. of warrants	As a % of total no. of shares of the company, assuming full conversion of Warrants
Held by promoter/promoter group	0	0.00	0.00
Held by public	0	0.00	0.00
Total	0	0.00	0.00
Total paid-up capital of the company, assuming full conversion of warrants and convertible securities	16834932 Equity Shares of Rs. 10/- each (i.e Rs. 168349320)		

Certified true copy
For Pearl Polymers Limited

Company Secretary

Statement Showing Shareholding Pattern								
Category code	Category of Shareholder	Number of Shareholders	Table (I)(a)		Total shareholding as a percentage of total number of shares		Shares Pledged or otherwise encumbered	
			Total number of shares	Number of shares held in dematerialized form	As a percentage of (A+B) ¹	As a percentage of (A+B+C)	Number of shares	As a percentage
(I)	(II)	(III)	(IV)	(V)	(VI)	(VII)	(VIII)	(IX) = (VIII)/(IV)*100
(A)	Shareholding of Promoter and Promoter Group							
1	Indian							
(a)	Individuals/ Hindu Undivided Family	10	3452638	3452638	20.51	20.51	0	0.00
(b)	Central Government/ State Government(s)	0	0	0	0.00	0.00	0	0.00
(c)	Bodies Corporate	4	5541200	5541200	32.91	32.91	0	0.00
(d)	Financial Institutions/ Banks	0	0	0	0.00	0.00	0	0.00
(e)	Any Others(Specify)	0	0	0	0.00	0.00	0	0.00
	Sub Total(A)(1)	14	8993838	8993838	53.42	53.42	0	0.00
2	Foreign							
a	Individuals(Non-Residents Individuals/ Foreign Individuals)	0	0	0	0.00	0.00	0	0.00
b	Bodies Corporate	0	0	0	0.00	0.00	0	0.00
c	Institutions	0	0	0	0.00	0.00	0	0.00
d	Qualified Foreign Investors	0	0	0	0.00	0.00	0	0.00
e	Any Others(Specify)	0	0	0	0.00	0.00	0	0.00
	Sub Total(A)(2)	0	0	0	0.00	0.00	0	0.00
	Total Shareholding of Promoter and Promoter Group (A)= (A)(1)+(A)(2)	14	8993838	8993838	53.42	53.42	0	0.00
(B)	Public shareholding							
1	Institutions							
(a)	Mutual Funds/ UTI	5	5410	0	0.03	0.03	N.A.	N.A.
(b)	Financial Institutions / Banks	3	460	300	0.00	0.00	N.A.	N.A.
(c)	Central Government / State Government(s)	0	0	0	0.00	0.00	N.A.	N.A.
(d)	Venture Capital Funds	0	0	0	0.00	0.00	N.A.	N.A.
(e)	Insurance Companies	3	670162	670162	3.98	3.98	N.A.	N.A.
(f)	Foreign Institutional Investors	3	8700	0	0.05	0.05	N.A.	N.A.
(g)	Foreign Venture Capital Investors	0	0	0	0.00	0.00	N.A.	N.A.
(h)	Qualified Foreign Investors	0	0	0	0.00	0.00	N.A.	N.A.
(i)	Any Other (specify)	0	0	0	0.00	0.00	N.A.	N.A.
	Sub-Total (B)(1)	14	684732	670462	4.06	4.06	N.A.	N.A.
B 2	Non-institutions							
(a)	Bodies Corporate	165	2016307	1993756	11.98	11.98	N.A.	N.A.
(b)	Individuals							
I	i. Individual shareholders holding nominal share capital up to Rs 1 lakh	9650	2160860	1325934	12.84	12.84	N.A.	N.A.
II	ii. Individual shareholders holding nominal share capital in excess of Rs. 1 lakh.	26	2689618	2595068	15.98	15.98	N.A.	N.A.
(c)	Qualified Foreign Investors	0	0	0	0.00	0.00	N.A.	N.A.
(d)	Any Other (specify)							
	Non Resident Indian/ OCB	39	224484	20884	1.33	1.33	N.A.	N.A.
	Clearing Member	16	65093	65093	0.39	0.39	N.A.	N.A.
	Sub-Total (B)(2)	9896	7156362	6000735	42.52	42.52	N.A.	N.A.
(B)	Total Public Shareholding (B)= (B)(1)+(B)(2)	9910	7841094	6671197	46.58	46.58	N.A.	N.A.
	TOTAL (A)+(B)	9924	16834932	15665035	100.00	100.00	N.A.	N.A.
(C)	Shares held by Custodians and against which Depository Receipts have been issued							
1	Promoter and Promoter Group							
1	Promoter and Promoter Group	0	0	0	0	0.00	N.A.	N.A.
2	Public							
2	Public	0	0	0	0	0.00	N.A.	N.A.
	Sub-Total (C)	0	0	0	0	0.00	N.A.	N.A.
	GRAND TOTAL (A)+(B)+(C)	9924	16834932	15665035	100.00	100.00	N.A.	N.A.

certified true copy
For Pearl Polymers Limited

Company Secretary

(IX(b))

Statement showing holding of securities (including shares, warrants, convertible securities) of persons belonging to the category "Promoter and Promoter Group"

Sr. No.		Details of Shares held		Encumbered shares (*)			Details of warrants		Details of convertible securities	Total shares (including underlying shares assuming full conversion of warrants and convertible securities) as a % of diluted share capital
		Number of shares held	As a % of grand total (A)+(B)+(C)	No. of Shares Held	As a percentage	As a % of grand total (A)+(B)+(C) of sub-clause (I)(a)	Number of warrants held	As a % total number of warrants of the same class	As a % total number of convertible securities of the same class	
(i)	(ii)			(v)	(vi)=(v)/(iii)*100	(vii)	(viii)	(ix)	(xi)	(xii)
1	Suneeta Seth	774939	4.61	0	0.00	0.00	0	0	0	4.61
2	Chand Seth	890475	5.29	0	0.00	0.00	0	0	0	5.29
3	Nidhi Chowdhary	90000	0.53	0	0.00	0.00	0	0	0	0.53
4	Varun Seth	597778	3.55	0	0.00	0.00	0	0	0	3.55
5	Rachna Seth	27700	0.16	0	0.00	0.00	0	0	0	0.16
6	Surina Seth	10105	0.06	0	0.00	0.00	0	0	0	0.06
7	Tavanya Seth	10105	0.06	0	0.00	0.00	0	0	0	0.06
8	Amit Seth	562000	3.34	0	0.00	0.00	0	0	0	3.34
9	Udit Seth	489535	2.91	0	0.00	0.00	0	0	0	2.91
10	Madhu Seth	1	0.00	0	0.00	0.00	0	0	0	0.00
TOTAL(A)		3452638	20.51	0.00	0.00	0.00	0.00	0.00	0	20.51
Sr. No.	Name of the shareholder	Details of Shares held		Encumbered shares (*)			Details of warrants		Details of convertible securities	Total shares (including underlying shares assuming full conversion of warrants and convertible securities) as a % of diluted share capital
		Number of shares held	As a % of grand total (A)+(B)+(C)	No. of Shares Held	As a percentage	As a % of grand total (A)+(B)+(C) of sub-clause (I)(a)	Number of warrants held	As a % total number of warrants of the same class	As a % total number of convertible securities of the same class	
1	Pacific Pearl Finance & Leasing Ltd	1116001	6.63	0	0.00	0.00	0	0	0	6.63
2	Pearl Telefonics Limited	2280347	13.55	0	0.00	0.00	0	0	0	13.55
3	Theta Investments Pvt Ltd	2063855	12.26	0	0.00	0.00	0	0	0	12.26
4	Aashray Portfolio Private Limited	80997	0.48	0	0.00	0.00	0	0	0	0.48
TOTAL(B)		5541200	32.91	0	0.00	0.00	0	0	0	32.91
TOTAL(A+B)		8993838	53.42	0	0.00	0.00	0	0	0	53.42

(*) The term "encumbrance" has the same meaning as assigned to it in regulation 28(3) of the SAST Regulations, 2011

Certified true copy

For Pearl Polymers Limited


 Company Secretary

(D)(c)(i) Statement showing holding of securities (including shares, warrants, convertible securities) of persons belonging to the category "Public" and holding more than 1% of the total number of shares

Sr. No.	Name of the shareholder	Number of shares held	Shares as a percentage of total number of shares (i.e., Grand Total (A)+(B)+(C) Indicated in Statement at para (I)(a) above)	Details of warrants		Details of convertible securities		Total shares (including underlying shares assuming full conversion of warrants and convertible securities) as a % of diluted share capital
				Number of warrants held	As a % total number of warrants of the same class	Number of convertible securities held	% w.r.t total number of convertible securities of the same class	
1	DELHI IRON AND STEEL CO PVT LTD	466335	2.77	0	0	0	0	2.77
2	LIFE INSURANCE CORPORATION OF INDIA	655012	3.89	0	0	0	0	3.89
3	ASHARI AGENCIES LTD	690151	4.10	0	0	0	0	4.10
4	VJAY KUMAR AGGARWAL	602863	3.58	0	0	0	0	3.58
5	REENA KHANDELWAL	334000	1.98	0	0	0	0	1.98
6	NAMRATA KHANDELWAL	300000	1.78	0	0	0	0	1.78
7	TARUNA SETH	179279	1.07	0	0	0	0	1.07
8	DEEPAK SETH	324000	1.93	0	0	0	0	1.93
9	CHAINROOP DUGAR	413748	2.46	0	0	0	0	2.46
10	SHRI PARASRAM HOLDINGS PVT.LTD.	180684	1.07	0	0	0	0	1.07
	TOTAL	4146072	24.63	0	0	0	0	24.63


certified true copy

For Pearl Polymers Limited

[Signature]
Company Secretary


(I)(c)(ii) Statement showing holding of securities (including shares, warrants, convertible securities) of persons (together with PAC) belonging to the category "Public" and holding more than 5% of the total number of shares of the company

Sr. No.	Name(s) of the shareholder(s) and the Persons Acting in Concert (PAC) with them	Number of shares	Shares as a percentage of total number of shares [i.e. Grand Total (A)+(B)+(C) indicated in Statement at para (I)(a) above]	Details of warrants		Details of convertible securities		Total shares (including underlying shares assuming full conversion of warrants and convertible securities) as a % of diluted share capital
				Number of warrants	As a % total number of warrants of the same class	Number of convertible securities held	% w.r.t total number of convertible securities of the same class	
I	NA	Nil	Nil	Nil	Nil	Nil	Nil	Nil
TOTAL		Nil	Nil	Nil	Nil	Nil	Nil	Nil

certified as true
 For Pearl Polymers Limited

 Company Secretary

(I)(d) Statement showing details of locked-in shares

Sr. No.	Name of the shareholder	Category of Shareholder (Public/Promoter)	Number of locked-in shares	Total shares (including underlying shares assuming full conversion of warrants and convertible securities) as a % of diluted share capital
I	N.A	N.A	N.A	N.A
	TOTAL	N.A	N.A	N.A

Cerniethu cony
For Pearl Polymers Limited

Company Secretary

(II)(a) Statement showing details of Depository Receipts (DRs)

Sr. No.	Type of outstanding DR (ADRs, GDRs, SDRs, etc.)	Number of outstanding DRs	Number of shares underlying outstanding DRs	Shares underlying outstanding DRs as a percentage of total number of shares (i.e., Grand Total (A)+(B)+(C) indicated in Statement at para (I)(a) above)
1	N.A.	0	0	0.00
2	N.A.	0	0	0.00
	TOTAL	0	0	0.00

Certified true copy
For Pearl Polymers Limited
Patil
Company Secretary

(II)(b) Statement showing Holding of Depository Receipts (DRs), where underlying shares held by 'promoter /Promoter group' are in excess of 1% of the total number of shares.

Sr. No.	Name of the DR Holder	Type of outstanding DR (ADRs, Gars, SDRs, etc.)	Number of shares underlying outstanding DRs	Shares underlying outstanding DRs as a percentage of total number of shares (i.e., Grand Total (A)+(B)+(C) indicated in Statement at para (I)(a) above)
1	N.A.	N.A.	N.A.	0
2	N.A.	N.A.	N.A.	0
	TOTAL	N.A.	N.A.	0

Certified true copy
For Pearl Polymers Limited


Company Secretary