

(1)(a) Statement showing ShareHolding Pattern

Name of the Company : PS IT Infrastructure & Ser Ltd.  
Quarter Ended : 31-12-2014  
Scrip Code : 505502

Partly paid-up Shares	No.of Partly paid-up Shares	As a % of total No. of Partly paid-up Shares	As a % of Total no. of Shares of the Company
Held by Promoters/ Promoters Group	0		
Held by Public	0		
<b>TOTAL - D</b>	<b>0</b>		

Outstanding Conv. Securities	No.of Outstanding Securities	As a % of Total no.of O/S Conv.Securities	As a % of Total no.of shares of the Co., assuming full conv.
Held by Promoters/ Promoters Group	0		
Held by Public	0		
<b>TOTAL - E</b>	<b>0</b>		

Warrants :	No.of Warrants	As a % of Total no.of Warrants	As a % of Total no.of shares of the Co., assuming full conv.
Held by Promoters/ Promoters Group	0		
Held by Public	0		
<b>TOTAL - F</b>	<b>0</b>		


Total paid-up Capital of the Company assum- ing full conv. Of warrants & securities	537600000
---	-----------



Scrip Code : 505502

Quarter Ended : 31-12-2014

Category code	Category of Shareholder	Number of Shareholders	Total number of shares	Number of shares held in dematerialized form	Total shareholding as a percentage of total number of shares		Shares pledged or otherwise encumbered	
					As a percentage of(A+B) <sup>1</sup>	As a percentage of (A+B+C)	Number of shares	As a % of Total No. of Shares
(A)	Shareholding of Promoter and Promoter Group <sup>2</sup>							
1	Indian							
a	Individual/Huf	0	0	0	0.000	0.000	0	0.000
b	Central/State Gov	0	0	0	0.000	0.000	0	0.000
c	Bodies Corporates	4	10452250	1000	1.944	1.944	0	0.000
d	Fins / Banks	0	0	0	0.000	0.000	0	0.000
e	Any Other specify	0	0	0	0.000	0.000	0	0.000
e-1		0	0	0	0.000	0.000	0	0.000
e-2		0	0	0	0.000	0.000	0	0.000
	Sub Total(A)(1)	4	10452250	1000	1.944	1.944	0	0.000
2	Foreign							
a	Indv NRI/For Ind	0	0	0	0.000	0.000	0	0.000
b	Bodies Corporate	0	0	0	0.000	0.000	0	0.000
c	Institutions	0	0	0	0.000	0.000	0	0.000
d	Qualified For. Inv.	0	0	0	0.000	0.000	0	0.000
e	Any Other Specify	0	0	0	0.000	0.000	0	0.000
e-1		0	0	0	0.000	0.000	0	0.000
e-2		0	0	0	0.000	0.000	0	0.000
	Sub Total(A)(2)	0	0	0	0.000	0.000	0	0.000
	Total Shareholding of Promoter and Promoter Group Total (A)= (A)(1)+(A)(2)	4	10452250	1000	1.944	1.944	0	0.000
(B)	Public shareholding							
1	Institutions							
a	Mutual Funds	0	0	0	0.000	0.000		
b	Fins / Banks	0	0	0	0.000	0.000		
c	Central/State Govt	0	0	0	0.000	0.000		
d	Venture Cap Fund	0	0	0	0.000	0.000		
e	Insurance Comp(s)	0	0	0	0.000	0.000		
f	Foreign Ins Invest	12	1022103	1022103	0.190	0.190		
g	Foreign Ven Cap In	0	0	0	0.000	0.000		




## Statement Showing Shareholding Pattern - Table (I)(a)

PS IT Infrastructure &amp; Ser Ltd.

Scrip Code : 505502

Quarter Ended : 31-12-2014

Category code	Category of Shareholder	Number of Shareholders	Total number of shares	Number of shares held in dematerialized form	Total shareholding as a percentage of total number of shares		Shares pledged or otherwise encumbered	
					As a percentage of(A+B) <sup>1</sup>	As a percentage of (A+B+C)	Number of shares	As a % of Total No. of Shares
h	Qualified For.Inv.	0	0	0	0.000	0.000		
i	Any Other -Specify	0	0	0	0.000	0.000		
i-1		0	0	0	0.000	0.000		
i-2		0	0	0	0.000	0.000		
	Sub-Total (B)(1)	12	1022103	1022103	0.190	0.190		
<b>B 2</b>	<b>Non-institutions</b>							
a	Bodies Corporates	124	173555473	173458473	32.283	32.283		
b	Individuals							
	i) upto Rs 1-Lac	1224	36287875	28883375	6.750	6.750		
	ii) above Rs1-Lac	564	315576790	230894790	58.701	58.701		
c	Qualified For.Inv.	0	0	0	0.000	0.000		
d	Any Other -Clr-Mem	12	705409	705409	0.131	0.131		
d-1		0	0	0	0.000	0.000		
d-2		0	0	0	0.000	0.000		
	-OCB	0	0	0	0.000	0.000		
	-NRI	1	100	100	0.000	0.000		
	Sub-Total (B)(2)	1925	526125647	433942147	97.866	97.866		
(B)	Total (B)=(B)(1)+(B)(2)	1937	527147750	434964250	98.056	98.056		
	TOTAL (A)+(B)	1941	537600000	434965250		100.000	0	0.000
(C)	Held by Custodians against Depository Receipts							
	PROMOTER & PRO GRP	0	0	0		0.000		
	PUBLIC	0	0	0		0.000		
	GRAND TOTAL (A)+(B)+(C)	1941	537600000	434965250		100.000	0	0.000



Sr.No	Notes




(I)(b) Statement showing holding of securities (including shares, warrants, convertible securities) of persons belonging to the category "Promoter and Promoter Group"

Sr. No.	Ref- No	Name of the shareholder	Total Shares held		Shares pledged or otherwise encumbered			Details of warrant		Details of convertible securities		Total shares (including underlying shares assuming full conversion of warrant and convertible securities) as a % of diluted share capital
			Number	As a % of grand total (A)+(B)+( C )	Number	% of Total shares held	As a % of grand total (A)+(B)+( C )	Number of warrants held	As a % of total No of warrants of the same class	Number of convertible securities held	As a % of total No of convertible securities of the same class	
1	000299	ECONOMY SALES PVT.LTD.	155000	0.029	0	0.000	0.000	0	0.000	0	0.000	0.029
2	000301	PREMSAGAR VINIMAY PVT.LTD.	10006250	1.861	0	0.000	0.000	0	0.000	0	0.000	1.861
3	000556	BRIJDHAM DEALCOM PVT.LTD.	290000	0.054	0	0.000	0.000	0	0.000	0	0.000	0.054
4	10615639	PREMSAGAR VINIMAY PRIVATE LTD	1000	0.000	0	0.000	0.000	0	0.000	0	0.000	0.000
		Total Promoter & Promoter Group	10452250	1.944	0	0.000	0.000	0	0.000	0	0.000	1.944



(I)(c) Statement showing holding of securities (including shares, warrants, convertible securities) of persons belonging to the category "Public" and holding more than 1% of the total number of shares									
Sr. No.	Ref-Num	Name of the shareholder	Number of shares	Shares as a percentage of total number of shares {i.e., Grand Total (A)+(B)+(C) indicated in Statement at para (I)(a) above}	Details of warrant		Details of convertible securities		Total shares (including underlying shares assuming full conversion of warrant and convertible securities) as a % of diluted share capital
					Number of warrants held	As a % of total No of warrants of the same class	Number of convertible securities held	As a % of total No of convertible securities of the same class	
1	AEFPS6299L	AARTI SINGAL	5674528	1.056	0	0.000	0	0.000	1.056
2	AABCC9625R	COMFORT SECURITIES LTD	6024383	1.121	0	0.000	0	0.000	1.121
3	ABJPS2638A	DINESH SHAHRA	15000000	2.790	0	0.000	0	0.000	2.790
4	AACHD3089G	DINESH SHAHRA (HUF)	15000000	2.790	0	0.000	0	0.000	2.790
5	AADCD0633J	DREAMVALLEY TRADING PRIVATE LIMITED	17009250	3.164	0	0.000	0	0.000	3.164
6	AAECD9323N	DUARI MARKETING PRIVATE LIMITED	9079559	1.689	0	0.000	0	0.000	1.689
7	AAGCM5198Q	MANNER DISTRIBUTORS PRIVATE LIMITED	8871595	1.650	0	0.000	0	0.000	1.650
8	AATCS4365E	SAMRIDHIPURN SERVICES PRIVATE LIMIT	5938770	1.105	0	0.000	0	0.000	1.105
9	AATCS6716P	SAMUDHITA DEALERS PRIVATE LIMITED	9165251	1.705	0	0.000	0	0.000	1.705
10	ANRPS7985C	SANJAY SINGAL	6280000	1.168	0	0.000	0	0.000	1.168
11	AAMHS8301N	SANJAY SINGAL (HUF)	6350000	1.181	0	0.000	0	0.000	1.181
12	000107	SHIVA FOUNDATION	15000000	2.790	0	0.000	0	0.000	2.790
13	AAOCS2216D	SPARK COMMODEAL PRIVATE LIMITED	8992830	1.673	0	0.000	0	0.000	1.673
14	AAECT5548F	TRIALA DEALERS PRIVATE LIMITED	12999400	2.418	0	0.000	0	0.000	2.418
				0.000					
		Total	141385566	26.299	0	0.000	0	0.000	26.300




(I)(c) Statement showing holding of securities (including shares, warrants, convertible securities) of persons (together with PAC) belonging to the category "Public" and holding more than 5% of the total number of shares									
Sr. No.	Ref-Num	Name of the shareholder	Number of shares	Shares as a percentage of total number of shares {i.e., Grand Total (A)+(B)+(C) indicated in Statement at para (I)(a) above}	Details of warrant		Details of convertible securities		Total shares (including underlying shares assuming full conversion of warrant and convertible securities) as a % of diluted share capital
					Number of warrants held	As a % of total No of warrants of the same class	Number of convertible securities held	As a % of total No of convertible securities of the same class	
				0.000					
		Total -Public [ 5% & above ]	0	0.000	0	0.000	0	0.000	0.000



**(I)(d) Statement showing details of locked-in shares**

Sr. No.	Ref- Num	Name of the shareholder	Number of locked-in shares	Locked-in shares as a percentage of total number of shares {i.e., Grand Total (A)+(B)+(C) indicated in Statement at para (I)(a) above}	Promoter/Promoter Group/Public
		Total Locked in Shares	0	0.000	





**(II)(a) Statement showing details of Depository Receipts (DRs)**

Sr. No.	Ref-Num	Name of theHolder	Type of outstanding DR (ADRs, GDRs, SDRs, etc.)	Number of outstanding DRs	Number of shares underlying outstanding DRs	Shares underlying outstanding DRs as a percentage of total number of shares {i.e., Grand Total (A)+(B)+(C) indicated in Statement at para (I)(a) above}



**(II)(b) Statement showing Holding of Depository Receipts (DRs), where underlying shares held by Promoter/Promoter Group are in excess of 1% of the total number of shares**

Sr. No.	Ref-Num	Name of the DR Holder	Type of outstanding DR (ADRs, GDRs, SDRs, etc.)	Number of outstanding DRs	Number of shares underlying outstanding DRs	Shares underlying outstanding DRs as a percentage of total number of shares {i.e., Grand Total (A)+(B)+(C) indicated in Statement at para (I)(a) above}

