


Name of the Company : PANAMA PETROCHEM LTD RS2
 Scrip Code, Name of the scrip, class of security :

Quarter ended : 31/12/2014


Partly paid-up shares :-	No. of partly paid-up shares	As a % of total no. of partly paid-up shares	As a % of total no. of shares of the company
Held by promoter/ promoter group		0.00	0.00
Held by public		0.00	0.00
Total	0	0.00	0.00
Outstanding convertible securities	No. of outstanding securities	As a % of total no. of outstanding convertible securities	As a % of total no. of shares of the company, assuming full conversion of the convertible securities
Held by promoter/ promoter group		0.00	0.00
Held by public		0.00	0.00
Total	0	0.00	0.00
Warrants	No. of Warrants	As a % of total no. of Warrants	As a % of total no. of shares of the company, assuming full conversion of warrants
Held by promoter/ promoter group	0	0.00	0.00
Held by public	0	0.00	0.00
Total	0	0.00	0.00
Total paid-up capital of the company, assuming full conversion of warrants convertible securities	40329065		100.00
Total (A+B+C)+ D+E+F)			

C



Statement Showing Shareholding Pattern

Category Code	Category of Shareholder	Number of Shareholders	Total Number of Shares		Total Shareholding as a percentage of total number of shares	As a percentage of (A+B)	As a percentage of (A+B+C)	Number of Shares otherwise encumbered	Shares Pledged or otherwise	As a percentage (IX) = (VIII)/(IV) * 100
			Number of Shares	Dematerialised Shares						
(I)	(II)	(III)	(IV)	(V)	(VI)	(VII)	(VIII)	(IX)	(X)	
(A) Shareholding of Promoter and Promoter Group²										
1. INDIAN										
(a)	INDIVIDUAL / HUF	4	3071500	3071500	10.9531	7.6161	0	0	0.00	
(b)	CENTRAL / STATE GOVERNMENT(S)	0	0	0	0.0000	0.0000	0	0	0.00	
(c)	BODIES CORPORATE	1	1441730	1441730	5.1413	3.5749	0	0	0.00	
(d)	FINANCIAL INSTITUTIONS / BANKS	0	0	0	0.0000	0.0000	0	0	0.00	
(e)	ANY OTHERS (Specify)	22	15136435	15136435	53.9771	37.5323	0	0	0.00	
(i)	DIRECTORS	0	0	0	0.0000	0.0000	0	0	0.00	
(h)	RELATIVES	0	0	0	0.0000	0.0000	0	0	0.00	
(ii)	GROUP COMPANIES	0	0	0	0.0000	0.0000	0	0	0.00	
(iii)	TRUSTS	0	0	0	0.0000	0.0000	0	0	0.00	
SUB TOTAL (A)(1) :			27	19649665	19649665	70.0714	48.7233	0	0.00	
2. FOREIGN										
(a)	INDIVIDUAL	0	0	0	0.0000	0.0000	0	0	0.00	
(b)	BODIES CORPORATE	0	0	0	0.0000	0.0000	0	0	0.00	
(c)	INSTITUTIONS	0	0	0	0.0000	0.0000	0	0	0.00	
(d)	QUALIFIED FOREIGN INVESTOR	0	0	0	0.0000	0.0000	0	0	0.00	
(e)	ANY OTHERS (Specify)	0	0	0	0.0000	0.0000	0	0	0.00	
SUB TOTAL (A)(2) :			0	0	0.0000	0.0000	0	0	0.00	
Total holding for promoters (A)=(A)(1) + (A)(2)			27	19649665	19649665	70.0714	48.7233	0	0.00	
(B) Public shareholding										
1. INSTITUTIONS										
(a)	MUTUAL FUNDS / UTI	2	69000	0	0.2461	0.1711	0	0	0.00	
(b)	FINANCIAL INSTITUTIONS / BANKS	1	1500	0	0.0053	0.0037	0	0	0.00	
(c)	CENTRAL / STATE GOVERNMENT(S)	0	0	0	0.0000	0.0000	0	0	0.00	
(d)	VENTURE CAPITAL FUNDS	0	0	0	0.0000	0.0000	0	0	0.00	
(e)	INSURANCE COMPANIES	0	0	0	0.0000	0.0000	0	0	0.00	
(f)	FIIS	0	0	0	0.0000	0.0000	0	0	0.00	



Statement Showing Shareholding Pattern


Category Code	Category of Shareholder	Number of Shareholders	Table (I)(a)		Number of Shares held in Dematerialised form	Total Shareholding as a percentage of total number of shares (A+B)	Total number of shares otherwise encumbered (A+B+C)	Shares Pledged or otherwise (VIII)	As a percentage (IX) = (VIII)/(IV) * 100
			Total Number Of Shares	Number of Shares held in Dematerialised form					
			(I)	(II)					
(g)	FOREIGN VENTURE CAPITAL INVESTORS	0	0	0	0.0000	0.0000	0	0.00	
(h)	QUALIFIED FOREIGN INVESTOR	0	0	0	0.0000	0.0000	0	0.00	
(i)	ANY OTHERS (Specify)	0	0	0	0.0000	0.0000	0	0.00	
SUB TOTAL (B)(I) :		3	70500	0	0.2514	0.1748	0	0.00	
B 2. Non-institutions									
(a)	BODIES CORPORATE INDIVIDUAL	117	545590	522090	1.9456	1.3528	0	0.00	
(b)	(CAPITAL UPTO TO Rs. 1 Lakh)	3736	4366056	3681321	15.5695	10.8261	0	0.00	
(ii)	(CAPITAL GREATER THAN Rs. 1 Lakh)	12	2891288	2891288	10.3104	7.1692	0	0.00	
(c)	QUALIFIED FOREIGN INVESTOR	0	0	0	0.0000	0.0000	0	0.00	
(d)	ANY OTHERS (Specify)	0	0	0	0.0000	0.0000	0	0.00	
(i)	TRUSTS	0	0	0	0.0000	0.0000	0	0.00	
(ii)	CLEARING MEMBER	31	57830	57830	0.2062	0.1434	0	0.00	
(iii)	DIRECTORS RELATIVES	0	0	0	0.0000	0.0000	0	0.00	
(iv)	EMPLOYEE	0	0	0	0.0000	0.0000	0	0.00	
(v)	NON RESIDENT INDIANS (NRI)	50	461411	461411	1.6454	1.1441	0	0.00	
(vi)	OVERSEAS BODIES CORPORATES	0	0	0	0.0000	0.0000	0	0.00	
(vii)	UNCLAIMED SUSPENSE ACCOUNT	0	0	0	0.0000	0.0000	0	0.00	
SUB TOTAL (B)(2) :		3946	8322175	7613940	29.6772	20.6357	0	0.00	
Total Public Shareholding (B)=(B)(1) + (B)(2)		3949	8392675	7613940	29.9286	20.8105	0	0.00	
Total (A) + (B) :		3976	28042340	27263605	100.0000	69.5338	0	0.00	
(C) Shares held by Custodians and against which Depository Receipts have been issued									
(i)	Promoter and Promoter Group	0	0	0	0.0000	0.0000	0	0.00	
(ii)	Public	1	12286725	12286725	0.0000	30.4662	0	0.00	
SUB TOTAL (C)(1) :		1	12286725	12286725	0.0000	30.4662	0	0.00	



Grand Total (A) + (B) + (C) 3977 40329065 39550330 100 100.0000 0 0.00

NOTES :

1) NAME NUMBER OF SHARES HELD & PERCENTAGE OF ENTITIES / PERSONS HOLDING MORE THAN 1% OF THE TOTAL SHARES OF THE COMPANY IS AS PER ANNEXURE



(1)(b) Statement showing holding of securities (including shares, warrants, convertible securities) of persons belonging to the category "Promoter and Promoter Group"

Sr.No	Name of the Shareholder	Total shares held		Encumbered shares (*)		Details of warrants					Details of convertible securities		Total shares (including underlying shares assuming full conversion of warrants and convertible securities) as a % of diluted share capital
		Number of shares	As a % of grand total (A)+(B)+(C)	Number	As a percentage (VI)=(V)/(III)* 100	As a % of grand total (A)+(B)+(C) of sub-class (I)(a)	Number of warrants held	As a % of total number of warrants of the same class	Number of convertible securities held	As a % of total number of convertible securities of the same class			
(I)	(II)	(III)	(IV)	(V)	(VI)=(V)/(III)* 100	(VII)	(VIII)	(IX)	(X)	(XI)	(XII)		
1	SHEELINA ARIFALI RAYANI	2788275	6.9138	0	0.00	0.00	0	0	0	0	0	0	
2	NABAT AMIRALI RAYANI	1479750	3.6692	0	0.00	0.00	0	0	0	0	0	0	
3	ITTEFAQ ICE AND COLD STORAGE CO. PVT. LTD	1441730	3.5749	0	0.00	0.00	0	0	0	0	0	0	
4	BEGUMBANU AKBERALI RAYANI	1429750	3.5452	0	0.00	0.00	0	0	0	0	0	0	
5	ARIF AMIRALI RAYANI	1158250	2.8720	0	0.00	0.00	0	0	0	0	0	0	
6	IOBAL VAZIRALI RAYANI	1111780	2.7568	0	0.00	0.00	0	0	0	0	0	0	
7	SAMIR AKBARALI RAYANI	1092500	2.7090	0	0.00	0.00	0	0	0	0	0	0	
8	CHEMINE AMIN RAYANI	1070070	2.6533	0	0.00	0.00	0	0	0	0	0	0	
9	SAPNA SAMIR RAYANI	1014805	2.5163	0	0.00	0.00	0	0	0	0	0	0	
10	SALIMALI ESSABHAI RAYANI	981600	2.4340	0	0.00	0.00	0	0	0	0	0	0	
11	AKBARALI ESSABHAI RAYANI	967250	2.3984	0	0.00	0.00	0	0	0	0	0	0	
12	AMIN AMIRALI RAYANI	955000	2.3680	0	0.00	0.00	0	0	0	0	0	0	
13	AMIRALI ESSABHAI RAYANI	824000	2.0432	0	0.00	0.00	0	0	0	0	0	0	
14	VAZIRALI ESSABHAI RAYANI	715000	1.7729	0	0.00	0.00	0	0	0	0	0	0	
15	MUNIRA HUSSEIN RAYANI	592500	1.4692	0	0.00	0.00	0	0	0	0	0	0	
16	MALIKA VAZIRALI RAYANI	530500	1.3154	0	0.00	0.00	0	0	0	0	0	0	
17	SERENA IOBAL RAYANI	480000	1.1902	0	0.00	0.00	0	0	0	0	0	0	
18	HUSSEIN VAZIRALI RAYANI	300000	0.7439	0	0.00	0.00	0	0	0	0	0	0	
19	HUSSEIN VAZIRALI RAYANI	203700	0.5051	0	0.00	0.00	0	0	0	0	0	0	
20	AMIRALI ESSABHAI RAYANI	200000	0.4959	0	0.00	0.00	0	0	0	0	0	0	
21	IOBAL VAZIRALI RAYANI	110205	0.2733	0	0.00	0.00	0	0	0	0	0	0	




22	GULSHAN S. RAYANI	95000	0.2356	0	0.00	0.00	0	0	0	0	0	0	0	0	0	0	0	0
23	HUSSEIN VAZRALI RAYANI	50000	0.1240	0	0.00	0.00	0	0	0	0	0	0	0	0	0	0	0	0
24	AKBARALI ESSABHAI RAYANI	35000	0.0868	0	0.00	0.00	0	0	0	0	0	0	0	0	0	0	0	0
25	SALIM E RAYANI	20000	0.0496	0	0.00	0.00	0	0	0	0	0	0	0	0	0	0	0	0
26	SALIM E RAYANI	2500	0.0062	0	0.00	0.00	0	0	0	0	0	0	0	0	0	0	0	0
27	AKBARALI ESSABHAI RAYANI	500	0.0012	0	0.00	0.00	0	0	0	0	0	0	0	0	0	0	0	0
TOTAL:		19649665	48.7233	0	0.00	0.0000	0	0	0	0	0	0	0	0	0	0	0	0

PRINTED ON : 07/01/2015 PAGE NO : 2

(I)(c)(i) Statement showing holding of securities (including shares, warrants, convertible securities) of persons belonging to the category "Public" and holding more than 1% of the total number of shares:

Sr.No	Name of the shareholder	Number of shares	Shares as a percentage of total number of shares (i.e., Grand Total (A) +(B)+(C) indicated in Statement at para (i) (a) above)	Details of warrants	As a % total number of warrants of the same class	Number of convertible securities held	% w.r.t. total number of convertible securities of the same class	Total shares (including underlying shares assuming full conversion of warrants and convertible securities) as a % of diluted share capital
1	MADHUKAR SHETH	1038380	2.5748	0	0	0	0	0
2	ANIL KUMAR GOEL	612680	1.5192	0	0	0	0	0
3	SEEMA GOEL	425000	1.0538	0	0	0	0	0
TOTAL:		2076060	5.1478	0	0	0	0	0

Printed Date : 07/01/2015 PAGE NO : 1



(f)(c)(ii) Statement showing holding of securities (including shares, warrants, convertible securities) of persons (together with PAC) belonging to the category "Public" and holding more than 5% of the total number of shares of the company.

SR.NO	Name	Number of shares	Details of warrants		Details of convertible securities		Total shares (including underlying shares assuming full conversion of warrants and convertible securities) as a % of diluted share capital
			Number of warrants held	As a % total number of warrants of the same class	Number of convertible securities held	% w.r.t total number of convertible securities of the same class	
1		0	0	0	0	0	0
TOTAL:		0	0	0	0	0	0

Printed Date : 07/01/2015

(f)(d)


Statement showing details of locked-in shares

AS ON : 31/12/2014

Sr No	Name of the shareholder	Number of locked-in shares	Locked-in shares as a percentage of total number of shares (i.e., Grand Total (A)+(B)+(C) indicated in Statement at para (f)(e) above}	Promoter / Promoter Group / Public
1				
TOTAL:				

Print Date : 07/01/2015

Page 7 of 8



(11)(a)

Statement showing details of Depository Receipts (DRs)

Sr.No.	Type of Outstanding DR (ADRs,GDRs,SDRs etc.)	No of Outstanding DRs.	No of Shares underlying outstanding DRs.	Shares underlying outstanding DRs as a Percentage of total number of shares (i.e Grand Total (A)+(B) + (C) Indicated in statement at para(1) (a) above)
1	GDRs	491469	12286725	30.470000
TOTAL :		491469	12286725	30.470000

(11) (b) Statement showing holding of Depository Receipts (DRs) , where underlying shares held by 'promoter / promoter group' are in excess of 1% of the total number of shares.

Sr.No.	Name of the DR Holder	Type of Outstanding DR (ADRs,GDRs,SDRs etc.)	No.of Shares underlying outstanding DRs.	Shares underlying outstanding DRs as a Percentage of total number of shares (i.e Grand Total (A)+(B)+(C) Indicated in statement at Para (1) (a) above)
1				
TOTAL :				

