

Introductory sub-table I/(a)


Name of the Company:	PARNAX LAB LTD (KRISHNADEEP TRADE & INVE. LTD)		
Scrip Code, Name of the scrip,	506128		
class of security:	31/12/2014		
Quarter ended:			

Partly paid-up shares:-	No. of partly paid-up shares	As a % of total no. of shares of the company	
		As a % of total no. of party paid-up shares	As a % of total no. of shares of the company
Held by promoter/promoter group	0	NIL	0
Held by public	0	NIL	0
Total - D	NIL	NIL	NIL

Outstanding convertible securities:-	No. of outstanding securities	AS a % of total no. of shares of the company, assuming full conversion of the convertible securities	
		As a % of total no. of outstanding convertible securities	As a % of total no. of shares of the company, assuming full conversion of the convertible securities
Held by promoter/promoter group	0	NIL	NIL
Held by public	0	NIL	NIL
Total - E	NIL	NIL	NIL

Warrants:-	No. of warrants	AS a % of total no. of shares of the company, assuming full conversion of warrants	
		As a % of total no. of warrants	As a % of total no. of shares of the company, assuming full conversion of warrants
Held by promoter/promoter group	0	NIL	NIL
Held by public	0	NIL	NIL
Total - F	NIL	NIL	NIL

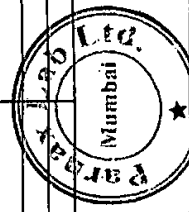
Total paid-up capital of the company, assuming full conversion of warrants and convertible securities	8504866 Equity shares of Rs. 10/- each amounted to Rs. 85,048,660		
---	---	--	--




Statement Showing Shareholding Pattern

Table (D)(a)

Category code	Category of Shareholder	Number of Shareholders	Total number of shares	Number of shares held in dematerialized form	Total shareholding as a percentage of total number of shares		Shares Pledged or otherwise encumbered
					As a percentage of (A+B) ¹	As a percentage of (A+B+C)	
(A)	Shareholding of Promoter and Promoter Group²						
1	Indian						
(a)	Individuals/ Hindu Undivided Family	7	5209916	5209916	61.26	61.26	781488
(b)	Central Government/ State Government(s)	0	0	0	0.00	0.00	0
(c)	Bodies Corporate	0	0	0	0.00	0.00	0
(d)	Financial Institutions/ Banks	0	0	0	0.00	0.00	0
(e)	Any Others(Specify)	0	0	0	0.00	0.00	0
(e-i)	Other Individuals	0	0	0	0.00	0.00	0
(e-ii)	Mutual Fund	0	0	0	0.00	0.00	0
(e-iii)	Body Corp in Concert	0	0	0	0.00	0.00	0
(e-iv)	Non Government Institutions	0	0	0	0.00	0.00	0
	Sub Total(A)(1)	7	5209916	5209916	61.26	61.26	781488
2	Foreign						
a	Individuals (Non-Residents Individuals/ Foreign Individuals)	0	0	0	0.00	0.00	0
b	Bodies Corporate	0	0	0	0.00	0.00	0
c	Institutions	0	0	0	0.00	0.00	0
d	Any Others(Specify)	0	0	0	0.00	0.00	0
	Sub Total(A)(2)	0	0	0	0.00	0.00	0
	Total Shareholding of Promoter and Promoter Group (A)= (A)(1)+(A)(2)	7	5209916	5209916	61.26	61.26	781488
(B)	Public shareholding						
1	Institutions						
(a)	Mutual Funds/ UTI	0	0	0	0.00	0.00	0
(b)	Financial Institutions / Banks	0	0	0	0.00	0.00	0
(c)	Central Government/ State Government(s) *	0	0	0	0.00	0.00	0
(d)	Venture Capital Funds	0	0	0	0.00	0.00	0
(e)	Insurance Companies	0	0	0	0.00	0.00	0
(f)	Foreign Institutional Investors	0	0	0	0.00	0.00	0
(g)	Foreign Venture Capital Investors	0	0	0	0.00	0.00	0
(h)	Any Other (specify)	0	0	0	0.00	0.00	0
	Sub-Total (B)(1)	0	0	0	0.00	0.00	0




B 2	Non-institutions								
(a)	Bodies Corporate	60	879487	875437	10.34	10.34			
(a-i)	Corporate Client Bene	0	0	0	0.00	0.00			
(a-ii)	Corporate client Margin	0	0	0	0.00	0.00			
(a-iii)	Corporate Body (Offer)	0	0	0	0.00	0.00			
(b)	Individuals				0.00	0.00			
I	Individuals -i. Individual shareholders holding nominal share capital up to Rs 1 lakh	535	528271	487471	6.21	6.21			
II	ii. Individual shareholders holding nominal share capital in excess of Rs. 1 lakh.	59	1878567	1878567	22.09	22.09			
(c)	Any Other (specify)	0	0	0	0.00	0.00			
(c-i)	NRI Individuals (Non Rep)	1	500	500	0.01	0.01			
(c-ii)	OCB	0	0	0	0.00	0.00			
(c-iii)	Foreign Bodies	0	0	0	0.00	0.00			
(c-iv)	NRI (Repatriation)	2	8125	8125	0.10	0.10			
	Sub-Total (B)(2)	657	3294950	3250100	38.74	38.74			
(B)	Total Public Shareholding (B)= (B)(1)+(B)(2)	657	3294950	3250100	38.74	38.74			
	TOTAL (A)+(B)	664	8504866	8460016	100.00	100.00			
(C)	Shares held by Custodians and against which Depository Receipts have been issued								
(1)	Promoter and Promoter Group	0	0	0					0.00
(2)	Public	0	0	0					0.00
	GRAND TOTAL (A)+(B)+(C)	664	8504866	8460016	100	100			9.19



PARNAX LAB LTD (KRISHNADEEP TRADE & INVE. LTD)

(II)(a) Statement showing details of Depository Receipts (DRs).


Sr. No.	Type of outstanding DR (ADRs, GDRs, SDRs, etc.)	Number of outstanding DRs	Number of shares underlying outstanding DRs	Shares underlying outstanding DRs as a percentage of total number of shares {i.e., Grand Total (A)+(B)+(C) indicated in Statement at para (I)(a) above}
1	NIL	Nil	Nil	Nil
Total		0	0	0



PARNAX LAB LTD (KRISHNADEEP TRADE & INVE. LTD)


(D)(d) Statement showing details of locked-in shares

Sr. No.	Name of the shareholder	Pan No.	Number of locked-in shares	Locked-in shares as a (%) of shares {i.e., Grand Total (A)+(B)+(C) indicated in Statement at para (D)(a) above}	Promoter / Promoter Group / Public
1	ILA B SHAH	AACPS8972M	660872	7.770516	Promoter/Promoter Group
2	PRAGNA PRAKASH SHAH	AACPS8971J	539887	6.347978	Promoter/Promoter Group
3	AMI MIHIR SHAH	ANHPS3760R	76930	0.904541	Promoter/Promoter Group
4	BAJU MAHASUKHLAL	AACPS8974P	137578	1.617639	Promoter/Promoter Group
5	MIHIR PRAKASH SHAH	AACPS8973L	276063	3.245942	Promoter/Promoter Group
6	PRAKASH MAHASUKHLAL	AACPS8975N	144357	1.697346	Promoter/Promoter Group
7	BINOY BAJU SHAH	AVZPS7709Q	332150	3.905411	Promoter/Promoter Group
8	KRUNALI DHIREN KOTHARI	AJLPK1813H	1275	0.014991	Public
Jointly With DHIREN BANSIDHAR KOTHARI.					
9	HITANSHU PRAVIN SHAH	AXUPS4140G	6000	0.070548	Public
10	BHAVNA HITANSHU SHAH	ASDPS6596C	5250	0.061729	Public
11	ROOPAL HITESH KAWA	ANMPK4236D	7500	0.088185	Public
12	HITESH NATWARLAL K	AGYPK8780F	7500	0.088185	Public
13	SAROJEN SHAMBHULAL	AAJP6842N	6900	0.08113	Public
14	RASHMI NIMESH JOSHI	AGSPJ6909M	7500	0.088185	Public
15	NIMESH JOSHI	AAFJ6734M	7500	0.088185	Public
16	NATWARLAL KESHAJI	AFIPK9376E	6900	0.08113	Public
17	BHARAT MOTILAL SANI	AAIPS9367G	2625	0.030865	Public
Total			2226787	26.182506	



(1)(c)(ii) PARNAX LAB LTD. (KRISHNADEEP TRADE & INVE. LTD.)
 PAC) belonging to the category "Public" and holding more than 5% of the total number of shares of the company.

Sr. No.	Name(s) of the shareholder(s) and the Persons Acting in Concert (PAC) with them	Pan No.	Number of shares	Shares as a percentage of total number of shares (i.e., Grand Total (A)+(B)+(C) indicated in Statement at para (1)(a) above)	Details of warrants		Details of convertible securities		Total shares (including underlying shares assuming full conversion of warrants and convertible securities) as a % of diluted share capital
					Number of warrants	As a % total number of warrants of the same class	Number of convertible securities held	% w.r.t total number of convertible securities of the same class	
1	NIL		0	0.000000	0	0.000000	0	0.000000	0.000000
Total			0	0.000000	0	0.000000	0	0.000000	0.000000



(D)(c)(i) PARNAX LAB LTD (KRISHNADEEP TRADE & INVE. LTD)
category "Public" and holding more than 1% of the total number of shares

Sr. No.	Name of the shareholder	Pan No.	Number of shares held	Shares as a percentage of total number of shares (i.e., Grand Total (A)+(B)+(C) indicated in Statement at para (D)(a) above)	Number of warrants held	As a % total number of warrants of the same class	Number of convertible securities held	% w.r.t total convertible securities of the same class	Total shares (including underlying shares assuming full conversion of warrants and convertible securities) as a % of diluted share capital
1	SHRIRAM CREDIT COMP./AAGCS4497N		93433	1.098583	0	0.000000	0	0.000000	1.098582
2	SPARKLE SECURITIES SQ/AALCS1061P		162339	1.908778	0	0.000000	0	0.000000	1.908778
3	BHARTI DILIPSINH UDES/AAAPU1066G		119900	1.409781	0	0.000000	0	0.000000	1.409781
4	SHEELA LALTI MEHTA/AGNPM0833E		205065	2.411149	0	0.000000	0	0.000000	2.411149
Total			580737	6.828291	0	0.000000	0	0.000000	6.828291



(1)(b) PARNAX LAB LTD (KRISHNADEEP TRADE & INVE. LTD)
category "Promoter and Promoter Group"

Sr:	Name of the shareholder	Pan No.	Details of Shares held		Encumbered shares (*)			Details of warrants		Details of convertible securities		Total shares (including underlying shares assuming full conversion of warrants and convertible securities) as a % of diluted share capital
			Number of shares held	As a % of grand total (A)+(B)+(C)	No.	As a percentage $(VII)/(IV)*100$	As a % of grand total (A)+(B)+(C) of sub-clause (I)(a)	Number of warrants held	As a % total number of warrants of the same class	Number of convertible securities held	As a % total number of convertible securities of the same class	
No.	(i)	(ii)	(iv)	(v)	(vi)	(viii)	(ix)	(x)	(xi)	(xii)	(xiii)	
1	AMI MIHIR SHAH	ANHPS3760R	307720	3.618164	0	0.000000	0	0.000000	0	0.000000	3.618164	
2	BAJU MAHASUKHLAL SH	AACPS8974P	577161	6.786245	0	0.000000	0	0.000000	0	0.000000	6.786245	
3	BINOY BALIU SHAH	AVZPS7099Q	1369600	16.103722	390744	4.594358	28.53	0.000000	0	0.000000	16.103722	
4	ILA B SHAH	AACPS8972M	660872	7.770516	0	0.000000	0	0.000000	0	0.000000	7.770516	
5	MIHIR PRAKASH SHAH	AACPS8973L	1141250	13.418789	390744	4.594358	34.24	0.000000	0	0.000000	13.418789	
6	PRAGNA PRAKASH SHAH	AACPS8971J	539887	6.347978	0	0.000000	0	0.000000	0	0.000000	6.347978	
7	PRAKASH MAHASUKHLAL	AACPS8975N	613426	7.212647	0	0.000000	0	0.000000	0	0.000000	7.212647	
Total			5209916	61.258061	781488	9.188716	15.00	0.000000	0	0.000000	61.258061	



PARNAX LAB LTD (KRISHNADEEP TRADE & INVE. LTD)

(1D)(b) Statement showing Holding of Depository Receipts (DRs), where underlying shares held by 'promoter/promoter group' are in excess of 1% of the total number of shares

Sr. No.	Name of the DR Holder	Type of outstanding DR (ADRs, GDRs, SDRs, etc.)	Number of shares underlying outstanding DRs	Shares underlying outstanding DRs as a percentage of total number of shares {i.e., Grand Total (A)+(B)+(C) indicated in Statement at para (D)(a) above}
1	NIL		Nil	Nil
Total			0	0