

Name of the Company : PASUPATI ACRYLON LIMITED


Scrip Code, Name of the scrip, class of security: BSE-500456

Quarter Ended 31-Dec-2014

EQUITY

Partly paid-up shares:-	No. of partly paid-up shares	As a % of total no. of partly paid-up shares	As a % of total no. of shares of the company
Held by promoter/promoter group	NA	NA	NA
Held by public	NA	NA	NA
Total	NA	NA	NA
Outstanding convertible Securities:-	No. of outstanding securities	As a % of total no. of outstanding convertible securities	As a % of total no. of shares of the company, assuming full conversion of the convertible securities
Held by promoter/promoter group	NA	NA	NA
Held by public	NA	NA	NA
Total	NA	NA	NA
Warrants:-	No. of warrants	As a % of total no. of warrants	As a % of total no. of shares of the company, assuming full conversion of warrants
Held by promoter/promoter group	0	0	.0000
Held by public	0	0	.0000
Total	0	0	.0000
Total paid-up capital of the company, assuming full conversion of warrants and convertible securities	89139121		


Prepared by MCS Share Transfer Agent Ltd.



Name Of The Company : PASUPATI ACRYLON LIMITED

Quarter Ended 31-Dec-2014


Category Code	Category of Shareholders	Number of shareholders	Total no. of Shares	No. of Shares held in Dematerialised form	Total shareholding as a percentage of total shares		Shares pledged or otherwise encumbered
					As a percentage of (A+B)	As a percentage of (A+B+C)	
<b>A</b>	<b>Shareholding of Promoter and Promoter Group</b>						
<b>I</b>	<b>Indian</b>						
a	Individuals/ Hindu Undivided Family	3	17454996	17434996	19.5831	19.5831	11250000 6.4450
b	Central Government/ State Government(s)	0	0	0	.0000	.0000	0 .0000
c	Bodies Corporate	10	36778697	36778697	41.2626	41.2626	14000000 38.0660
d	Financial Institutions/ Banks	1	4481752	4481752	5.0282	5.0282	0 .0000
e	Any Other (Specify)	0	0	0	.0000	.0000	0 .0000
i	Trust	0	0	0	.0000	.0000	0 .0000
ii	Society	0	0	0	.0000	.0000	0 .0000
iii	Educational Institutions	0	0	0	.0000	.0000	0 .0000
	<b>Sub Total (A)(1) :</b>	<b>14</b>	<b>58715445</b>	<b>58715445</b>	<b>65.8739</b>	<b>65.8739</b>	<b>15125000 25.7598</b>
<b>2</b>	<b>Foreign</b>						
a	Individuals (Non Resident Indians / Foreign Individuals)	0	0	0	.0000	.0000	0 .0000
b	Bodies Corporate	0	0	0	.0000	.0000	0 .0000
c	Institutions	0	0	0	.0000	.0000	0 .0000
d	Qualified Foreign Investor	0	0	0	.0000	.0000	0 .0000
e	Any Other ( Specify )	0	0	0	.0000	.0000	0 .0000
	<b>Sub Total (A)(2) :</b>	<b>0</b>	<b>0</b>	<b>0</b>	<b>.0000</b>	<b>.0000</b>	<b>0 .0000</b>
	<b>Total Shareholding of Promoter and Promoter Group (A) = (A)(1) + (A)(2) :</b>	<b>14</b>	<b>58715445</b>	<b>58715445</b>	<b>65.8739</b>	<b>65.8739</b>	<b>15125000 25.7598</b>
<b>B</b>	<b>Public Shareholding</b>						
<b>I</b>	<b>Institutions</b>						
a	Mutual Funds/ UTI	8	181755	99270	.2039	.2039	NA NA
b	Financial Institutions/ Banks	7	6885	6615	.0077	.0077	NA NA
c	Central Government/ State Government(s)	0	0	0	.0000	.0000	0 .0000
d	Venture Capital Funds	0	0	0	.0000	.0000	0 .0000



Name Of The Company : PASUPATI ACRYLON LIMITED

Quarter Ended 31-Dec-2014

Category Code	Category of Shareholders	Number of shareholders	Total no. of Shares	No. of Shares held in Dematerialised form	Total shareholding as a percentage of total shares		Shares pledged or otherwise encumbered
					As a percentage of (A+B)	As a percentage of (A+B+C)	
B	Public Shareholding						
I	Institutions						
e	Insurance Companies	0	0	0	.0000	.0000	NA
f	Foreign Institutional Investors	1	36000	36000	.0404	.0404	NA
g	Foreign Venture Capital Investors	0	0	0	.0000	.0000	NA
h	Qualified Foreign Investor	0	0	0	.0000	.0000	NA
i	Any Other (Specify)	0	0	0	.0000	.0000	NA
	<b>Sub Total (B)(1) :</b>	16	224640	141885	.2520	.2520	NA
2	Non-Institutions						
a	Bodies Corporate	523	3155917	2703977	3.5407	3.5407	NA
b	Individuals						
i	Individual Shareholders Holding Nominal Share Capital Upto Rs. 1 Lakh.	55364	14579250	8015402	16.3567	16.3567	NA
ii	Individual Shareholders Holding Nominal Share Capital in excess of Rs. 1 Lakh.	166	7680944	7503299	8.6174	8.6174	NA
c	Qualified Foreign Investor	0	0	0	.0000	.0000	NA
d	Any Other (Specify)	0	0	0	.0000	.0000	NA
i	Trust & Foundations	1	90	90	.0001	.0001	NA
ii	Cooperative Societies	0	0	0	.0000	.0000	NA
iii	Educational Institutions	672	686948	222673	.7707	.7707	NA
iv	Non Resident Individual	3	4088177	0	4.5866	4.5866	NA
v	Foreign Companies	1	1710	1710	.0019	.0019	NA
vi	OCB	56730	30193036	18447151	33.8741	33.8741	NA
	<b>Sub Total (B)(2) :</b>	56746	30417676	18589036	34.1261	34.1261	NA
	<b>Total Public Shareholding (B) = (B)(1) + (B)(2) :</b>	56760	89133121	77304481	100.0000	100.0000	16.9690
C	Shares held by Custodians and against which Depository Receipts have been issued						
I	Promoter and Promoter Group	0	0	0	0	0	0
C	Shares held by Custodians and against which Depository Receipts have been issued						
2	Public	0	0	0	0	0	0
	<b>GRAND TOTAL (A) + (B) + (C)</b>	56760	89133121	77304481	100.0000	100.0000	16.9690




Prepared By MCS Share Transfer Agent Ltd.

UNIT : PASUPATI ACRYLON LIMITED

(1) (b) Statement showing holding of securities (including shares, warrants, convertible securities) of persons belonging to the category "Promoter and Promoter Group".


Sri No.	Name of the shareholder	Total shares held		Shares pledged or otherwise encumbered			Details of Warrants		Details of Convertible Securities held		Total shares (including underlying shares assuming full conversion of warrants and convertible securities) as a % of diluted share capital
		Number	As a % of grand total (A)+(B)+(C)	Number	As a percentage	As a % of grand total (A)+(B)+(C) of sub-clause (1)(a)	Number of Warrants	As a % of total number of warrants of the same class	Number of convertible securities held	As a % of total number of convertible securities of the same class	
1	MANISH JAIN	15649232	17.5571	0	.0000	.0000	NII	NII	NII	NII	NII
2	GURUKRIPA FINVEST PRIVATE LIMITED	9000000	10.0973	1000000	11.1111	1.1219	NII	NII	NII	NII	NII
3	SULABH PLANTATION & FINANCE LTD	8250000	9.2558	0	.0000	.0000	NII	NII	NII	NII	NII
4	AKHANT EXPORTS LIMITED	4627867	5.1921	0	.0000	.0000	NII	NII	NII	NII	NII
5	SHUBH EXIM LIMITED	4500000	5.0486	4500000	100.0000	5.0486	NII	NII	NII	NII	NII
6	THE PRADESHYA INDUSTRIAL AND INVESTMENT CORPORATION OF U.P LTD	4481752	5.0282	0	.0000	.0000	NII	NII	NII	NII	NII
7	SIND WAVE FINANCE SERVICES LTD	4000000	4.4877	4000000	100.0000	4.4877	NII	NII	NII	NII	NII
8	PRABHAT CAPITAL SERVICES LTD	3500000	3.9267	3500000	100.0000	3.9267	NII	NII	NII	NII	NII
9	ACCUREX TRADERS PRIVATE LIMITED	1750000	1.9634	0	.0000	.0000	NII	NII	NII	NII	NII
10	VINEET JAIN	1202422	1.3490	1125000	93.5612	1.2622	NII	NII	NII	NII	NII
11	INDER OVERSEAS PRIVATE LIMITED	1000000	1.1219	1000000	100.0000	1.1219	NII	NII	NII	NII	NII
12	VINOD KUMAR JAIN	603342	.6769	0	.0000	.0000	NII	NII	NII	NII	NII
13	MVA FINANCE P LTD	144450	.1621	0	.0000	.0000	NII	NII	NII	NII	NII
14	NITYANAND EXPORTS AND CONSULTANTS COMPANY LIMITED	6380	.0072	0	.0000	.0000	NII	NII	NII	NII	NII
	TOTAL	58715445	65.8739	15125000	25.7600	16.9690	NII	NII	NII	NII	NII



UNIT : PASUPATI ACRYLON LIMITED

(1) (c)(i) Statement showing holding of securities(including shares,warrants,convertible securities) of persons belonging to the category "Public" and holding more than 1 % of the total number of shares.


Sri No.	Name of the shareholder	Number of Shares	Shares as a percentage of total number of shares (i.e., Grand Total (A)+(B)+(C) indicated in Statement at para (1)(c) above }	Details of Warrants		Details of Convertible Securities held		Total shares(including underlying shares assuming full conversion of warrants and convertible securities) as a % of diluted share capital
				Number of Warrants	As a % of total number of warrants of the same class	Number of convertible securities held	As a % of total number of convertible securities of the same class	
1	CEREX TRADING U K LTD	3673097	4.1209	NII	NII	NII	NII	NII
	TOTAL	3673097	4.1209	NII	NII	NII	NII	NII



UNIT : PASUPATI ACRYLON LIMITED

(1) (c)(ii) Statement showing holding of securities(including shares,warrants,convertible securities) of persons (together with PAC) belonging to the category "Public" and holding more than 5% of the total number of shares of the company.

Srl No.	Name of the shareholder and the Persons Acting In Concert(PAC) with them	Number of Shares	Shares as a percentage of total number of shares (i.e., Grand Total (A)+(B)+(C) indicated in Statement at para (1)(a) above )	Details of Warrants		Details of Convertible Securities held		Total shares(including underlying shares assuming full conversion of warrants and convertible securities) as a % of diluted share capital
				Number of Warrants	As a % of total number of warrants of the same class	Number of convertible Securities held	% w.r.t total number of convertible securities of the same class	
	TOTAL			Nil	Nil	Nil	Nil	Nil



UNIT : PASUPATI ACRYLON LIMITED

(f) (d) Statement showing details of locked-in shares.

Srl No.	Name of the shareholder	Number of Shares Locked-in	Locked-in Shares as a percentage of total number of shares (i.e., Grand Total (A)+(B)+(C) indicated in Statement at para (f)(a) above )	Promoter/Promoter Group / Public
1	NIL	NIL	NIL	
	TOTAL	NIL	NIL	



UNIT : PASUFATI ACRYLON LIMITED

(II) (a) Statement showing details of Depository Receipts (DRs)

Sr/ No.	Type of outstanding DR (ADRS, GDRs, SDRs, etc.)	Number of outstanding DRs	Number of shares underlying outstanding DRs	Shares underlying outstanding DRs as a percentage of total number of shares (i.e. Grand Total (A)+(B)+(C) indicated in statement at para (IX)(a) above)
1	Nil	Nil	Nil	Nil
TOTAL				
		Nil	Nil	Nil

(II) (b) Statement showing details of Depository Receipts (DRs) where underlying shares held by 'promoter/promoter group' are in excess of 1% of the total number of shares.

Sr/ No.	Name of the DR Holder	Type of outstanding DRs (ADRS, GDRs, SDRs etc.)	Number of shares underlying outstanding DRs	Shares underlying outstanding DRs as a percentage of total number of shares (i.e. Grand Total (A)+(B)+(C) indicated in statement at para (IX)(a) above)
1	Nil	Nil	Nil	Nil
TOTAL				
		Nil	Nil	Nil

