

Introductory sub-table (I)(a)

Name of the Company: PRIME INDUSTRIES LIMITED			
Scrip Code, Name of the scrip, class of security: 519299, PRIMIND, EQUITY			
Quarter ended: 30.06.2014			
Partly paid-up shares:-	No. of partly paid-up shares	As a % of total no. of partly paid-up shares	As a % of total no. of shares of the company
Held by promoter/promoter group	0	0	0
Held by public	73300	100	0.93
Total - D	73300	100	0.93
Outstanding convertible securities:-	No. of outstanding securities	As a % of total no. of outstanding convertible securities	As a % of total no. of shares of the company, assuming full conversion of the convertible securities
Held by promoter/promoter group	0	0	0
Held by public	0	0	0
Total - E	0	0	0
Warrants:-	No. of warrants	As a % of total no. of warrants	As a % of total no. of shares of the company, assuming full conversion of warrants
Held by promoter/promoter group	0	0	0
Held by public	0	0	0
Total - F	0	0	0
Total paid-up capital of the company, assuming full conversion of warrants and convertible securities	7900000		

For Prime Industries Ltd


Managing Director


Statement Showing Shareholding Pattern								
Category code	Category of Shareholder	Number of Shareholders	Table (I)(a)		Total shareholding as a percentage of total number of shares		Shares Pledged or otherwise encumbered	
			Total number of shares	Number of shares held in dematerialized form	As a percentage of (A+B) ²	As a percentage of (A+B+C)	Number of shares	As a percentage
(i)	(ii)	(iii)	(iv)	(v)	(vi)	(vii)	(viii)	(ix) = (viii)/(vi)*100
(A)	Shareholding of Promoter and Promoter Group ²							
1	Indian							
(a)	Individuals/ Hindu Undivided Family	4	143053	59650	1.81	1.81	12900	9.02
(b)	Central Government/ State Government(s)	0	0	0	0.00	0.00	0	0.00
(c)	Bodies Corporate	9	3058150	1342650	38.71	38.71	994300	32.51
(d)	Financial Institutions/ Banks	0	0	0	0.00	0.00	0	0.00
(e)	Any Others(Specify)	0	0	0	0.00	0.00	0	0.00
(e-i)		0	0	0	0.00	0.00	0	0.00
(e-ii)		0	0	0	0.00	0.00	0	0.00
	Sub Total(A)(1)	13	3201203	1402300	40.52	40.52	1007200	31.46
2	Foreign							
a	Individuals (Non-Residents Individuals/ Foreign Individuals)	0	0	0	0.00	0.00	0	0.00
b	Bodies Corporate	0	0	0	0.00	0.00	0	0.00
c	Institutions	0	0	0	0.00	0.00	0	0.00
d	Any Others(Specify)	0	0	0	0.00	0.00	0	0.00
d-i		0	0	0	0.00	0.00	0	0.00
d-ii		0	0	0	0.00	0.00	0	0.00
	Sub Total(A)(2)	0	0	0	0.00	0.00	0	0.00
	Total Shareholding of Promoter and Promoter Group (A)= (A)(1)+(A)(2)	13	3201203	1402300	40.52	40.52	1007200	31.46
(B)	Public shareholding							
1	Institutions							
(a)	Mutual Funds/ UTI	0	0	0	0.00	0.00	0	0.00
(b)	Financial Institutions/ Banks	2	886900	0	11.23	11.23	0	0.00
(c)	Central Government/ State Government(s)	0	0	0	0.00	0.00	0	0.00
(d)	Venture Capital Funds	0	0	0	0.00	0.00	0	0.00
(e)	Insurance Companies	0	0	0	0.00	0.00	0	0.00
(f)	Foreign Institutional Investors	0	0	0	0.00	0.00	0	0.00
(g)	Foreign Venture Capital Investors	0	0	0	0.00	0.00	0	0.00
(h)	Any Other (specify)	0	0	0	0.00	0.00	0	0.00
(h-i)		0	0	0	0.00	0.00	0	0.00
(h-ii)		0	0	0	0.00	0.00	0	0.00
	Sub-Total (B)(1)	2	886900	0	11.23	11.23	0	0.00
2	Non-Institutions							
(a)	Bodies Corporate	85	2332469	967226	29.55	29.55	0	0.00
(b)	Individuals							
1	Individuals - I. Individual shareholders holding nominal share capital up to Rs 1 lakh	3712	668673	150419	6.06	6.06	0	0.00
2	Individuals - II. Individual shareholders holding nominal share capital in excess of Rs. 1 lakh.	24	545714	109014	9.31	9.31	0	0.00
(c)	Any Other (specify)							
(c-i)	NRI	8	263700	200	3.34	3.34	0	0.00
(c-ii)	Clearing Member	3	1341	1341	0.00	0.00	0	0.00
	Sub-Total (B)(2)	3833	3811897	1228200	48.25	48.25	0	0.00
	Sub-Total (B)(1)	2	886900	0	11.23	11.23	0	0.00
(B)	Total Public Shareholding (B)= (B)(1)+(B)(2)	3835	4698797	1228200	59.48	59.48	0	0.00
	TOTAL (A)+(B)	3848	7900000	2630500	100.00	100.00	0	0.00
(C)	Shares held by Custodians and against which Depository Receipts have been issued							
1	Promoter and Promoter Group	0	0	0	0	0.00	0	0.00
2	Public	0	0	0	0	0.00	0	0
	Sub-Total (C)	0	0	0	0	0	0	0
	GRAND TOTAL (A)+(B)+(C)	3848	7900000	2630500	100	100.00	0	0.00

For Prime Industries Ltd

Managing Director

Sr.No	Notes
1	---
2	
3	
4	
5	
6	
7	

For Prime Industries Ltd.

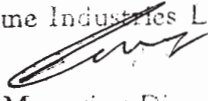

Managing Director

(1)(b) Statement showing holding of securities (including shares, warrants, convertible securities) of persons belonging to the category "Promoter and Promoter Group"

Sr. No.	Name of the shareholder	Details of Shares held		Encumbered shares (*)			Details of warrants		Details of convertible securities		Total shares (including underlying shares assuming full conversion of warrants and convertible securities) as a % of diluted share capital
		Number of shares held	As a % of grand total (A) + (B) + (C)	No.	As a percentage	As a % of grand total (A)+(B)+(C) of sub-class (I)(a)	Number of warrants held	As a % total number of warrants of the same class	Number of convertible securities held	As a % total number of convertible securities of the same class	
(i)	(ii)	(iii)	(iv)	(v)	(vi) = (v)/(iii) * 100	(vii)	(viii)	(ix)	(x)	(xi)	(xii)
1	Master Trust Ltd.	569800	7.21	569300	99.91	7.21	0	0	0	0	569800
2	Master Commodity Services Ltd.	120000	1.52	120000	100.00	1.52	0	0	0	0	120000
3	Arora Financial Services Ltd.	110300	1.40	105000	95.19	1.33	0	0	0	0	110300
4	Bluocircle Investments	159650	2.02	100000	62.64	1.27	0	0	0	0	159650
5	Sainco India (P) Ltd.	500000	6.33	0	0.00	0.00	0	0	0	0	500000
6	Master Infrastructure & Real Estate Developers Ltd.	428000	5.42	0	0.00	0.00	0	0	0	0	428000
7	Singhania Properties	80500	1.02	50000	62.11	0.63	0	0	0	0	80500
8	Sansaar Investments	50000	0.63	50000	100.00	0.63	0	0	0	0	50000
9	H.K.Arora	63200	0.80	0	0.00	0.00	0	0	0	0	63200
10	H.S.Arora	66951	0.85	0	0.00	0.00	0	0	0	0	66951
11	R.K.Singhania	12902	0.16	12900	99.98	0.16	0	0	0	0	12902
12	Crescent Investments	39900	0.51	0	0.00	0.00	0	0	0	0	39900
13	Master Capital Services Limited	1000000	12.66	0	0.00	0.00	0	0	0	0	1000000
	TOTAL	3201203	40.52	1007200	31.46	12.75	0	0	0	0	3201203

(*) The term "encumbrance" has the same meaning as assigned to it in regulation 28(3) of the SABT Regulations, 2011


For Prime Industries Ltd.


Managing Director

(l)(c)(i) Statement showing holding of securities (including shares, warrants, convertible securities) of persons belonging to the category "Public" and holding more than 1% of the total number of shares

Sr. No.	Name of the shareholder	Number of shares held	Shares as a percentage of total number of shares (i.e., Grand Total (A)+(B)+(C) indicated in Statement at para (l)(a) above)	Details of warrants		Details of convertible		Total shares (including underlying shares assuming full conversion of warrants and convertible securities) as a % of diluted share capital
				Number of warrants held	As a % total number of warrants of the same class	Number of convertible securities held	% w.r.t total number of convertible securities of the same class	
1	Arjun Credit Investment Ltd.	226000	2.86	0	0	0	0	226000
2	G.S.Auto Leasing Limited	407900	5.16	0	0	0	0	407900
3	Chandrika Traders Limited	176600	2.24	0	0	0	0	176600
4	Shambuka Agro (P) Ltd.	414000	5.24	0	0	0	0	414000
5	Shivalik Securities Ltd.	657243	8.32	0	0	0	0	657243
6	Gala Finance & Investment Ltd.	293200	3.71	0	0	0	0	293200
7	PSIDC	885000	11.20	0	0	0	0	885000
TOTAL		3059943	38.73	0	0	0	0	3059943


For Prime Industries Ltd.


Managing Director

(I)(c)(ii) Statement showing holding of securities (including shares, warrants, convertible securities) of persons (together with PAC) belonging to the category "Public" and holding more than 5% of the total number of shares of the company

Sr. No.	Name(s) of the shareholder(s) and the Persons Acting In Concert (PAC) with them	Number of shares	Shares as a percentage of total number of shares (i.e., Grand Total (A)+(B)+(C) indicated in Statement at para (I)(a) above)	Details of warrants		Details of convertible		Total shares (Including underlying shares assuming full conversion of warrants and convertible securities) as a % of diluted share capital
				Number of warrants	As a % total number of warrants of the same class	Number of convertible securities held	% w.r.t total number of convertible securities of the same class	
1	Shambuka Agro (P) Ltd.	414000	5.24	0	0	0	0	414000
2	G.S.Auto Leasing Limited	407900	5.16	0	0	0	0	407900
3	Shivalik Securities Ltd.	657243	8.32	0	0	0	0	658193
4	PSIDC	885000	11.20	0	0	0	0	885000
	TOTAL	2364143	29.93	0	0	0	0	2365093

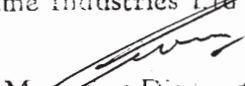
For Prime Industries Ltd.


Managing Director

(I)(d) **Statement showing details of locked-in shares**

Sr. No.	Name of the shareholder	Number of locked-in shares	Locked-in shares as a percentage of total number of shares {i.e., Grand Total (A)+(B)+(C) indicated in Statement at para (I)(a) above}
1		0	0.00
2		0	0.00
TOTAL		0	0.00


For Prime Industries Ltd


Managing Director

(II)(a) Statement showing details of Depository Receipts (DRs)

Sr. No.	Type of outstanding DR (ADRs, GDRs, SDRs, etc.)	Number of outstanding DRs	Number of shares underlying outstanding DRs	Shares underlying outstanding DRs as a percentage of total number of shares {i.e., Grand Total (A)+(B)+(C) indicated in Statement at para (I)(a) above}
1		0	0	0.00
2		0	0	0.00
TOTAL		0	0	0.00

For Prime Industries Ltd


Managing Director

2 Statement showing holding of Depository Receipts (DRs), where underlying shares held by "promoter/promoter group" are in excess of 1% of the total number of shares

Sr. No.	Name of the DR Holder	Type of outstanding DR (ADRs, GDRs, SDRs, etc.)	Number of shares underlying outstanding DRs	Shares underlying outstanding DRs as a percentage of total number of shares {i.e., Grand Total (A)+(B)+(C) indicated in Statement at para (I)(a) above}
1		0	0	0.00
2		0	0	0.00
TOTAL			0	0.00

For Prime Industries Ltd.


Managing Director