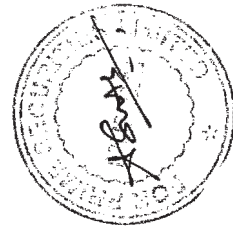


PRIME SECURITIES LIMITED

Pattern of Shareholding for the Quarter ended December 31, 2014

(I) (a) Statement showing Shareholding Pattern

Name of the Company: Prime Securities Limited			
Script Code: 500337 (BSE) / PRIMESECU (NSE), Name of Scrip: Prime Securities Limited, Class of Security: Equity Shares			
Quarter ended: December 31, 2014			
Partly Paid-up Shares:-	No. of Partly Paid-up Shares	As a % of total no. of Partly Paid-up Shares	As a % of total no. of Shares of the Company
Held by promoter /promoter group	Nil	Nil	Nil
Held by public	Nil	Nil	Nil
Total	Nil	Nil	Nil
Outstanding convertible securities:-	No. of Outstanding Securities	As a % of total no. of Outstanding Convertible Securities	As a % of total no. of Shares of the Company, assuming full conversion of the Convertible Securities
Held by promoter /promoter group	Nil	Nil	Nil
Held by public	975,700	100.00	3.55
Total	975,700	100.00	3.55
Warrants:-	No. of Warrants	As a % of total no. of Warrants	As a % of total no. of Shares of the Company, assuming full Conversion of Warrants
Held by promoter /promoter group	Nil	Nil	Nil
Held by public	Nil	Nil	Nil
Total	Nil	Nil	Nil
Total Paid-up Capital of the Company, assuming full Conversion of Warrants and Convertible Securities (Shares)			27,449,225



PRIME SECURITIES LIMITED

Pattern of Shareholding for the Quarter ended December 31, 2014

Sr. No.	Category of Shareholder	Number of shareholders (III)	Total Number of shares (IV)	Number of Shares Dematerialised Form (V)	Total shareholding as a % of total number of shares		Shares Pledged or otherwise encumbered	
					As a % of (A+B) (VI)	As a % of (A+B+C) (VII)	Number of Shares (VIII)	As a percentage (IX) = (VIII) / (IV)
(1)	(II)							
(A)	Promoter and Promoter Group							
(1)	Indian							
	(a) Individuals / Hindu Undivided Family	-	-	-	-	-	-	-
	(b) Central Government / State Government(s)	-	-	-	-	-	-	-
	(c) Bodies Corporate	-	-	-	-	-	-	-
	(d) Financial Institutions / Banks	-	-	-	-	-	-	-
	(e) Any Other (specify)	-	-	-	-	-	-	-
	Sub Total (A) (1)							
(2)	Foreign							
	(a) Individuals (Non-Resident Individuals / Foreign Individuals)	-	-	-	-	-	-	-
	(b) Bodies Corporate	-	-	-	-	-	-	-
	(c) Institutions	-	-	-	-	-	-	-
	(d) Any Other (specify)	-	-	-	-	-	-	-
	Sub Total (A) (2)							
	Total Shareholding of Promoter and Promoter Group (A) = (A)(1) + (A)(2)							
(B)	Public Shareholding							
(1)	Institutions							
	(a) Mutual Funds / UTI	6	10,400	100	0.04	0.04	N.A.	N.A.
	(b) Financial Institutions / Banks	14	4,100	100	0.02	0.02	N.A.	N.A.
	(c) Central Government / State Government(s)	-	-	-	-	-	N.A.	N.A.
	(d) Venture Capital Funds	-	-	-	-	-	N.A.	N.A.
	(e) Insurance Companies	-	-	-	-	-	N.A.	N.A.
	(f) Foreign Institutional Investors	3	490,300	480,000	1.85	1.85	N.A.	N.A.
	(g) Foreign Venture Capital Investors	-	-	-	-	-	N.A.	N.A.
	(h) Any Other (Foreign Company)	2	1,828,600	1,800,000	6.91	6.91	N.A.	N.A.
	Sub Total (B) (1)	25	2,333,400	2,280,200	8.81	8.81	N.A.	N.A.
(2)	Non-Institutions							
	(a) Bodies Corporate	584	7,703,911	7,523,711	29.10	29.10	N.A.	N.A.
	(b) i. Individual Shareholders holding nominal share capital upto Rs 1 lakh	23,843	9,785,716	8,603,452	36.96	36.96	N.A.	N.A.
	ii. Individual Shareholders holding nominal share capital in excess of Rs 1 lakh	80	6,650,498	6,650,498	25.12	25.12	N.A.	N.A.
	(c) Any Other (Foreign Companies)	-	-	-	-	-	N.A.	N.A.
	Sub Total (B) (2)	24,507	24,140,125	22,777,661	91.19	91.19	N.A.	N.A.
	Total Public Shareholding (B) = (B)(1) + (B)(2)	24,532	26,473,525	25,057,861	100.00	100.00	N.A.	N.A.
	TOTAL (A) + (B)	24,532	26,473,525	25,057,861	100.00	100.00	-	-
(C)	Shares held by Custodians and against which Depository Receipts have been issued							
(1)	Promoter and Promoter Group	-	-	-	-	-	N.A.	N.A.
(2)	Public	-	-	-	-	-	N.A.	N.A.
	GRAND TOTAL (A) + (B) + (C)	24,532	26,473,525	25,057,861	100.00	100.00	-	-

PRIME SECURITIES LIMITED

Pattern of Shareholding for the Quarter ended December 31, 2014

(f) (b)


Statement showing holding of securities (including shares, warrants, convertible securities) of persons belonging to the category "Promoter and Promoter Group"

Sr No	Name of the Shareholder	Details of Shares held		Encumbered Shares (*)		Details of warrants			Details of convertible securities		Total shares (including underlying shares of warrants and convertible securities) as a % of diluted share capital (XII)
		No. of Shares held	As a % of grand total (A)+(B)+(C)	No.	As a % of grand total (A)+(B)+(C) of sub-clause (I)(a)	No. of Warrants held	As a % of total number of warrants of the same class	No. of convertible securities held	As a % of total number of convertible securities of the same class		
(I)	(II)	(III)	(IV)	(V)	(VI)=(V)/(III)*100	(VII)	(VIII)	(IX)	(X)	(XI)	
	None										
TOTAL											

(f) (c) (f)

Statement showing holding of securities (including shares, warrants, convertible securities) of persons belonging to the category "Public" and holding more than 1% of the total number of shares

Sr No	Name of the Shareholder	Number of shares held	Shares as a % of total number of shares (i.e. Grand Total (A)+(B)+(C) indicated in Statement at para (I)(a) above)	Details of warrants			Details of convertible securities		Total shares (including underlying shares of warrants and convertible securities) as a % of diluted share capital
				No. of Warrants held	As a % of total number of warrants of the same class	No. of convertible securities held	As a % of total number of convertible securities of the same class		
1	N. Jayakumar Persons acting in concert: Madhu Vadera Jayakumar, Judith Investments Private Ltd, Vinay Motwani, Veena Motwani	5,398,256	20.39	-	-	410,000	42.02	21.16	
2	New Vernon Private Equity Ltd	1,800,000	6.80	-	-	-	-	6.56	
3	Videocon Industries Ltd	1,774,153	6.70	-	-	-	-	6.46	
4	Yes Capital Venture Private Ltd	801,828	3.03	-	-	-	-	2.92	
5	Koppara Sajeve Thomas	750,000	2.83	-	-	-	-	2.73	
6	Prime Broking Company (India)	562,654	2.13	-	-	-	-	2.05	
7	Abhay Agarwal	583,107	2.20	-	-	-	-	2.12	
8	New Vernon India Ltd	480,000	1.81	-	-	-	-	1.75	
TOTAL		12,149,998	45.89	-	-	410,000	42.02	45.76	



PRIME SECURITIES LIMITED

Pattern of Shareholding for the Quarter ended December 31, 2014

(I) (c) (ii) Statement showing holding of securities (including shares, warrants, convertible securities) of persons (together with PAC) belonging to the category "Public" and holding more than 5% of the total number of shares of the Company

Sr No	Name(s) of the Shareholder(s) and the Persons Acting in Convert (PAC) with them	Number of shares held	Shares as a % of total number of shares (i.e. Grand Total (A)+(B)+(C) indicated in Statement at para (I)(a) above)	Details of warrants		Details of convertible securities		Total shares (including underlying shares assuming full conversion of warrants and convertible securities) as a % of diluted share capital
				No. of Warrants held	As a % of total number of warrants of the same class	No. of convertible securities held	As a % of total number of convertible securities of the same class	
1	N. Jayakumar, Persons acting in concert: Madhu Vadera Jayakumar, Judith Investments Private Ltd, Vinay Motwani, Veena Motwani	5,398,256	20.39	-	-	410,000	42.02	21.16
2	New Vernon Private Equity Ltd	1,800,000	6.80	-	-	-	-	6.56
3	Videcon Industries Ltd	1,774,153	6.70	-	-	-	-	6.46
	TOTAL	8,972,409	33.89	-	-	410,000	42.02	34.18

(I) (d) Statement showing details of locked-in shares


Sr No	Name of the Shareholder	Number of locked-in Shares	Locked-in shares as a percentage of total number of shares (i.e. Grand Total (A)+(B)+(C) indicated in statement at para (I) (a) above)
		None	
TOTAL			

(II) (a) Statement showing details of Depository Receipts (DRs)

Sr No	Type of outstanding DR (ADRs, GDRs, SDRs, etc.)	Number of Outstanding DRs	No of shares underlying outstanding DRs	Shares underlying outstanding DRs as a percentage of total number of shares (i.e. Grand Total (A)+(B)+(C) indicated in statement at para (I) (a) above)
			None	
TOTAL				

(II) (b) Statement showing Holding of Depository Receipts (DRs), where underlying shares are in excess of 1% of the total number of shares

Sr No	Name of the DR Holder	Type of outstanding DR (ADRs, GDRs, SDRs, etc.)	No of shares underlying outstanding DRs	Shares underlying outstanding DRs as a percentage of total number of shares (i.e. Grand Total (A)+(B)+(C) indicated in statement at para (I) (a) above)
			None	
TOTAL				



PRIME SECURITIES LIMITED

Pattern of Shareholding for the Quarter ended December 31, 2014

(III) (a) Statement showing the voting pattern of shareholders, if more than one class of shares/securities is issued by the issuer

Class X: N.A.
Class Y: N.A.
Class Z: N.A.

Category Code	Category of shareholder	Number of Voting Rights held in each class of securities			Total Voting Rights (III+IV+V)	Total Voting Rights i.e. (VI)	
		Class X	Class Y	Class Z		As a percentage of (A+B)	As a percentage of (A+B+C)
(I)	(II)	(III)	(IV)	(V)	(VI)	(VII)	(VIII)
(A)	Promoter and Promoter Group						
(1)	Indian						
	(a) Individuals / Hindu Undivided Family	N.A.	N.A.	N.A.	N.A.	N.A.	N.A.
	(b) Central Government / State Government(s)	N.A.	N.A.	N.A.	N.A.	N.A.	N.A.
	(c) Bodies Corporate	N.A.	N.A.	N.A.	N.A.	N.A.	N.A.
	(d) Financial Institutions / Banks	N.A.	N.A.	N.A.	N.A.	N.A.	N.A.
	(e) Any Other (specify)	N.A.	N.A.	N.A.	N.A.	N.A.	N.A.
	Sub Total (A) (1)	N.A.	N.A.	N.A.	N.A.	N.A.	N.A.
(2)	Foreign						
	(a) Individuals (Non-Resident Individuals / Foreign Individuals)	N.A.	N.A.	N.A.	N.A.	N.A.	N.A.
	(b) Bodies Corporate	N.A.	N.A.	N.A.	N.A.	N.A.	N.A.
	(c) Institutions	N.A.	N.A.	N.A.	N.A.	N.A.	N.A.
	(d) Any Other (specify)	N.A.	N.A.	N.A.	N.A.	N.A.	N.A.
	Sub Total (A) (2)	N.A.	N.A.	N.A.	N.A.	N.A.	N.A.
	Total Shareholding of Promoter and Promoter Group (A) = (A)(1) + (A)(2)	N.A.	N.A.	N.A.	N.A.	N.A.	N.A.
(B)	Public Shareholding						
(1)	Institutions						
	(a) Mutual Funds / UTI	N.A.	N.A.	N.A.	N.A.	N.A.	N.A.
	(b) Financial Institutions / Banks	N.A.	N.A.	N.A.	N.A.	N.A.	N.A.
	(c) Central Government / State Government(s)	N.A.	N.A.	N.A.	N.A.	N.A.	N.A.
	(d) Venture Capital Funds	N.A.	N.A.	N.A.	N.A.	N.A.	N.A.
	(e) Insurance Companies	N.A.	N.A.	N.A.	N.A.	N.A.	N.A.
	(f) Foreign Institutional Investors	N.A.	N.A.	N.A.	N.A.	N.A.	N.A.
	(g) Foreign Venture Capital Investors	N.A.	N.A.	N.A.	N.A.	N.A.	N.A.
	(h) Any Other (specify)	N.A.	N.A.	N.A.	N.A.	N.A.	N.A.
	Sub Total (B) (1)	N.A.	N.A.	N.A.	N.A.	N.A.	N.A.
(2)	Non-Institutions						
	(a) Bodies Corporate	N.A.	N.A.	N.A.	N.A.	N.A.	N.A.
	(b) i. Individual Shareholders holding nominal share capital upto Rs 1 lakh	N.A.	N.A.	N.A.	N.A.	N.A.	N.A.
	ii. Individual Shareholders holding nominal share capital in excess of Rs 1 lakh	N.A.	N.A.	N.A.	N.A.	N.A.	N.A.
	(c) Any Other (Foreign Companies)	N.A.	N.A.	N.A.	N.A.	N.A.	N.A.
	Sub Total (B) (2)	N.A.	N.A.	N.A.	N.A.	N.A.	N.A.
	Total Public Shareholding (B) = (B)(1) + (B)(2)	N.A.	N.A.	N.A.	N.A.	N.A.	N.A.
	TOTAL (A) + (B)	N.A.	N.A.	N.A.	N.A.	N.A.	N.A.
(C)	Shares held by Custodians and against which Depository Receipts have been issued						
	(1) Promoter and Promoter Group	N.A.	N.A.	N.A.	N.A.	N.A.	N.A.
	(2) Public	N.A.	N.A.	N.A.	N.A.	N.A.	N.A.
	GRAND TOTAL (A) + (B) + (C)	N.A.	N.A.	N.A.	N.A.	N.A.	N.A.

