

Introductory sub-table (I)(a)


Name of the Company: PROCTER & GAMBLE HYGIENE AND HEALTH CARE LIMITED
Scrip Code: 500459 (BSE)
Scrip Code: PGHH (NSE)
Class of security: Equity Shares
Quarter ended: December 31, 2014

Partly paid-up shares:-	No. of partly paid-up shares	As a % of total no. of partly paid-up shares	As a % of total no. of shares of the company
Held by promoter/promoter group	0	0	0
Held by public	0	0	0
Total	0	0	0

Outstanding convertible securities:-	No. of outstanding securities	As a % of total no. of outstanding convertible securities	As a % of total no. of shares of the company, assuming full conversion of the convertible securities
Held by promoter/promoter group	0	0	0
Held by public	0	0	0
Total	0	0	0

Warrants:-	No. of warrants	As a % of total no. of warrants	As a % of total no. of shares of the company, assuming full conversion of warrants
Held by promoter/promoter group	0	0	0
Held by public	0	0	0
Total	0	0	0


Total paid-up capital of the company, assuming full conversion of warrants and convertible securities 32,460,736 Equity Shares of Rs.10/- each amounting to Rs.324,607,360/-




Statement Showing Shareholding Pattern

Table (I)(a)

Category code	Category of Shareholder	Number of Shareholders	Total number of shares	Number of shares held in dematerialized form	Total shareholding as a percentage of total number of shares		Shares Pledged or otherwise encumbered	
					As a percentage of(A+B)	As a percentage of (A+B+C)	Number of shares	As a percentage
(I)	(II)	(III)	(IV)	(V)	(VI)	(VII)	(VIII)	(IX)= (VIII)/(IV)* 100
(A)	Shareholding of Promoter and Promoter Group							
1	Indian							
(a)	Individuals/ Hindu Undivided Family	0	0	0	0.00	0.00	0	0.00
(b)	Central Government/ State Government(s)	0	0	0	0.00	0.00	0	0.00
(c)	Bodies Corporate	1	619683	619683	1.91	1.91	0	0.00
(d)	Financial Institutions/ Banks	0	0	0	0.00	0.00	0	0.00
(e)	Any Others(Specify)	0	0	0	0.00	0.00	0	0.00
	Sub Total(A)(1)	1	619683	619683	1.91	1.91	0	0.00
2	Foreign							
(a)	Individuals (Non-Resident Individuals/ Foreign Individuals)	0	0	0	0.00	0.00	0	0.00
(b)	Bodies Corporate	2	22310090	22310090	68.73	68.73	0	0.00
(c)	Institutions	0	0	0	0.00	0.00	0	0.00
(d)	Qualified Foreign Investor	0	0	0	0.00	0.00	0	0.00
(e)	Any Others(Specify)	0	0	0	0.00	0.00	0	0.00
	Sub Total(A)(2)	2	22310090	22310090	68.73	68.73	0	0.00
	Total Shareholding of Promoter and Promoter Group (A)= (A)(1)+(A)(2)	3	22929773	22929773	70.64	70.64	0	0.00
(B)	Public shareholding							
1	Institutions							
(a)	Mutual Funds/ UTI	64	2809589	2806918	8.66	8.66	N.A.	N.A.
(b)	Financial Institutions / Banks	28	63310	60950	0.20	0.20	N.A.	N.A.
(c)	Central Government/ State Government(s)	0	0	0	0.00	0.00	N.A.	N.A.
(d)	Venture Capital Funds	0	0	0	0.00	0.00	N.A.	N.A.
(e)	Insurance Companies	4	870334	870334	2.68	2.68	N.A.	N.A.
(f)	Foreign Institutional Investors	38	649196	648653	2.00	2.00	N.A.	N.A.
(g)	Foreign Venture Capital Investors	0	0	0	0.00	0.00	N.A.	N.A.
(h)	Qualified Foreign Investor	0	0	0	0.00	0.00	N.A.	N.A.
(i)	Any Other (specify)	0	0	0	0.00	0.00	N.A.	N.A.
	Sub-Total (B)(1)	134	4392429	4386855	13.53	13.53	N.A.	N.A.




B 2	Non-institutions							
(a)	Bodies Corporate	503	872600	865337	2.69	2.69	N.A.	N.A.
(b)	Individuals						N.A.	N.A.
I	Individuals -i. Individual shareholders holding nominal share capital up to Rs 1 lakh	23234	3672467	3160893	11.31	11.31	N.A.	N.A.
II	ii. Individual shareholders holding nominal share capital in excess of Rs. 1 lakh.	21	361315	361315	1.11	1.11	N.A.	N.A.
(c)	Qualified Foreign Investor	0	0	0	0.00	0.00	N.A.	N.A.
(d)	Any Other (specify)						N.A.	N.A.
	1. Clearing Members	92	8649	8649	0.03	0.03	N.A.	N.A.
	2. HUF	69	18912	13037	0.06	0.06	N.A.	N.A.
	3. Foreign National	1	190	190	0.00	0.00	N.A.	N.A.
	4. N R I	277	22169	22139	0.07	0.07	N.A.	N.A.
	5. N R N	244	100046	95058	0.31	0.31	N.A.	N.A.
	6. Director/Relatives	6	17393	17326	0.05	0.05	N.A.	N.A.
	7. Trust	5	693	693	0.00	0.00	N.A.	N.A.
	8. Foreign Portfolio Investor (Corporate)	5	64100	64100	0.20	0.20	N.A.	N.A.
	Sub-Total (B)(2)	24457	5138534	4608737	15.83	15.83	0	0.00
(B)	Total Public Shareholding (B)= (B)(1)+(B)(2)	24591	9530963	8995592	29.36	29.36	0	0.00
	TOTAL (A)+(B)	24594	32460736	31925365	100.00	100.00	0	0.00
(C)	Shares held by Custodians and against which Depository Receipts have been issued							
1	Promoter and Promoter Group	0	0	0	0.00	0.00	0	0.00
2	Public	0	0	0	0.00	0.00	0	0.00
	Sub-Total (C)	0	0	0	0.00	0.00	0	0.00
	GRAND TOTAL (A)+(B)+(C)	24594	32460736	31925365	100.00	100.00	0	0.00



(I)(b) Statement showing holding of securities (including shares, warrants, convertible securities) of persons belonging to the category "Promoter and Promoter Group"


Sr. No.	Name of the shareholder	Details of Shares held		Encumbered shares (*)			Details of warrants		Details of convertible securities		Total shares (including underlying shares assuming full conversion of warrants and convertible securities) as a % of diluted share capital
		Number of shares held	As a % of grand total (A)+(B)+(C)	No.	As a percent age	As a % of grand total (A)+(B)+(C) of sub-clause (I)(a)	Number of warrants held	As a % of total number of warrants of the same class	Number of convertible securities held	As a % of total number of convertible securities of the same class	
(I)	(II)	(III)	(IV)	(V)	(VI)=(V)/(III)*100	(VII)	(VIII)	(IX)	(X)	(XI)	(XII)
1	PROCTER AND GAMBLE ASIA HOLDING BV	21221953	65.38	0	0.00	0.00	0	0.00	0	0.00	65.38
2	ROSEMOUNT LLC	1088137	3.35	0	0.00	0.00	0	0.00	0	0.00	3.35
3	TEMPLE TREES IMPEX & INVESTMENT PVT LTD	619683	1.91	0	0.00	0.00	0	0.00	0	0.00	1.91
TOTAL		22929773	70.64	0	0.00	0.00	0	0.00	0	0.00	70.64

(*) The term "encumbrance" has the same meaning as assigned to it in regulation 28(3) of the SAST Regulations, 2011




(I)(c)(i) Statement showing holding of securities (including shares, warrants, convertible securities) of persons belonging to the category "Public" and holding more than 1% of the total number of shares

Sr. No.	Name of the shareholder	Number of shares held	Shares as a percentage of total number of shares (i.e., Grand Total (A)+(B)+(C) indicated in Statement at para (I)(a) above)	Details of warrants		Details of convertible securities		Total shares (including underlying shares assuming full conversion of warrants and convertible securities) as a % of diluted share capital
				Number of warrants held	As a % total number of warrants of the same class	Number of convertible securities held	% w.r.t total number of convertible securities of the same class	
1	HDFC TRUSTEE COMPANY LIMITED-HDFC EQUITY FUND	1533037	4.72	0	0	0	0	4.72
2	SBI EMERGING BUSINESSES FUND	612812	1.89	0	0	0	0	1.89
3	GENERAL INSURANCE CORPORATION OF INDIA	517195	1.59	0	0	0	0	1.59
TOTAL		2663044	8.20	0	0	0	0	8.20



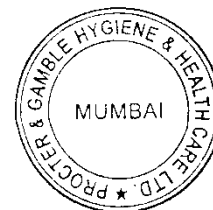
(I)(c)(ii) Statement showing holding of securities (including shares, warrants, convertible securities) of persons (together with PAC) belonging to the category "Public" and holding more than 5% of the total number of shares of the company

Sr. No.	Name(s) of the shareholder(s) and the Persons Acting in Concert (PAC) with them	Number of shares	Shares as a percentage of total number of shares (i.e., Grand Total (A)+(B)+(C) indicated in Statement at para (I)(a) above)	Details of warrants		Details of convertible securities		Total shares (including underlying shares assuming full conversion of warrants and convertible securities) as a % of diluted share capital
				Number of warrants	As a % total number of warrants of the same class	Number of convertible securities held	% w.r.t total number of convertible securities of the same class	
1	Not Applicable		0.00	0	0	0	0	0.00
TOTAL		0	0.00	0	0	0	0	0.00




(D)(d) Statement showing details of locked-in shares

Sr. No.	Name of the shareholder	Number of locked-in shares	Locked-in shares as a percentage of total number of shares {i.e., Grand Total (A)+(B)+(C) indicated in Statement at para (I)(a) above}
1	Not Applicable	0	0.00
TOTAL		0	0.00



(II)(a) Statement showing details of Depository Receipts (D)

Sr. No.	Type of outstanding DR (ADRs, GDRs, SDRs, etc.)	Number of outstanding DRs	Number of shares underlying outstanding DRs	Shares underlying outstanding DRs as a percentage of total number of shares {i.e., Grand Total (A)+(B)+(C) indicated in Statement at para (I)(a) above}
1	Not Applicable	0	0	0.00
TOTAL		0	0	0.00



(II)(b) Statement showing holding of Depository Receipts (DRs), where underlying shares held by "promoter/promoter group" are in excess of 1% of the total number of shares

Sr. No.	Name of the DR Holder	Type of outstanding DR (ADRs, GDRs, SDRs, etc.)	Number of shares underlying outstanding DRs	Shares underlying outstanding DRs as a percentage of total number of shares {i.e., Grand Total (A)+(B)+(C) indicated in Statement at para (I)(a) above}
1	Not Applicable	0	0	0.00
TOTAL			0	0.00

