

(D)(a) Statement showing Shareholding Pattern

Name of the Company : Redington (India) Limited

Scrip Code, Name of the scrip, class of security : 532805

As on Date : 31-Dec-2014

	No. of partly paid-up shares	As a % of total no. of partly paid-up Shares	As a % of total no. of shares of the company
Partly paid-up shares			
Held by promoter/promoter group	0		0
Held by public	0		0
Total	0		0
Outstanding convertible securities	No. of outstanding securities	As a % of total no. of outstanding convertible securities	As a % of total no. of shares of the company, assuming full conversion of the convertible securities
Held by promoter/promoter group	0		0
Held by public	0		0
Total	0		0
Warrants	No. of warrants	As a % of total no. of warrants	As a % of total no. of shares of the company, assuming full conversion of Warrants
Held by promoter/promoter group	0		0
Held by public	0		0
Total	0		0
Total paid-up capital of the company, assuming full conversion of warrants and convertible securities	399663575		





(D(a) Statement showing Shareholding Pattern

Sr. no.	Category of shareholder	Number of shareholders	Total number of shares	Number of shares held in dematerialized form	Total shareholding as a percentage of total number of shares		Shares Pledged or otherwise encumbered	
					As a percentage of (A+B) ¹ (VI)	As a percentage of (A+B+C) (VII)	Number of shares (VIII)	As a percentage (IX) = (VIII) / (IV) * 100
(I)	(II)	(III)	(IV)	(V)	(VI)	(VII)	(VIII)	(IX)
(A)	Promoter and Promoter Group ²							
(1)	Indian							
(a)	Individuals/Hindu Undivided Family	0	0	0	0.00	0.00	0	0
(b)	Central Government/State Government(s)	0	0	0	0.00	0.00	0	0
(c)	Bodies Corporate	0	0	0	0.00	0.00	0	0
(d)	Financial Institutions/Banks	0	0	0	0.00	0.00	0	0
(e)	Any Other (Total)	0	0	0	0.00	0.00	0	0
	Sub-Total (A)(1)	0	0	0	0.00	0.00	0	0.00
(2)	Foreign							
(a)	Individuals (Non-Resident Individuals/Foreign Individuals)	0	0	0	0.00	0.00	0	0.00
(b)	Bodies Corporate	1	53282932	53282932	13.33	13.33	0	0.00
(c)	Institutions	0	0	0	0.00	0.00	0	0.00
(d)	Qualified Foreign Investor	0	0	0	0.00	0.00	0	0.00
(e)	Any Other (Total)	0	0	0	0.00	0.00	0	0.00
	Sub-Total (A)(2)	1	53282932	53282932	13.33	13.33	0	0.00
	Total Shareholding of	1	53282932	53282932	13.33	13.33	0	0.00



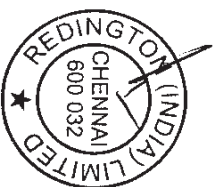
Promoter and Promoter Group (A) = (A)(1)+(A)(2)										
(B) Public shareholding³										
(1) Institutions										
(a) Mutual Funds/UTI	40	50182974	50182974		12.56	12.56	N.A.	N.A.		
(b) Financial Institutions/Banks	2	127282	127282		0.03	0.03	N.A.	N.A.		
(c) Central Government/State Government(s)	0	0	0		0.00	0.00	N.A.	N.A.		
(d) Venture Capital Funds	0	0	0		0.00	0.00	N.A.	N.A.		
(e) Insurance Companies	0	0	0		0.00	0.00	N.A.	N.A.		
(f) Foreign Institutional Investors	102	107048425	107048425		26.78	26.78	N.A.	N.A.		
(g) Foreign Venture Capital Investors	0	0	0		0.00	0.00	N.A.	N.A.		
(h) Qualified Foreign Investor	0	0	0		0.00	0.00	N.A.	N.A.		
(i) Any Other (Total)	7	41905509	41905509		10.49	10.49	N.A.	N.A.		
(11) Foreign Portfolio Investor (Corporate) Category II	7	41905509	41905509		10.49	10.49	N.A.	N.A.		
Sub-Total (B)(1)	151	199264190	199264190		49.86	49.86	N.A.	N.A.		
(2) Non-institutions										
(a) Bodies Corporate	736	29394860	29394860		7.35	7.35	N.A.	N.A.		
(b) Individuals - i. Individual Shareholders Holding Nominal Share Capital Up To >Rs. 1 Lakh.	16606	8185082	8169676		2.05	2.05	N.A.	N.A.		
Individuals - ii. Individual Shareholders Holding Nominal Share Capital In Excess Of Rs. 1 Lakh	20	3853233	3853233		0.96	0.96	N.A.	N.A.		
(c) Qualified Foreign Investor	0	0	0		0.00	0.00	N.A.	N.A.		
(d) Any Other (Total)	1264	105683278	11331968		26.44	26.44	N.A.	N.A.		

(d1)	Clearing Members	233	703976	703976	0.18	0.18	N.A.	N.A.
(d2)	Directors and their Relatives	6	898771	898721	0.22	0.22	N.A.	N.A.
(d3)	Foreign Corporate Bodies	2	102245940	7950000	25.58	25.58	N.A.	N.A.
(d4)	Foreign Nationals	9	284346	283096	0.07	0.07	N.A.	N.A.
(d5)	Hindu Undivided Families	659	521908	521908	0.13	0.13	N.A.	N.A.
(d6)	Non Resident Indians	349	1026221	972151	0.26	0.26	N.A.	N.A.
(d7)	Trusts	6	2116	2116	0.00	0.00	N.A.	N.A.
	Sub-Total (B)(2)	18626	147116453	52749737	36.80	36.80	N.A.	N.A.
	Total Public Shareholding (B) = (B)(1)+(B)(2)	18777	346380643	252013927	86.67	86.67	N.A.	N.A.
	TOTAL (A)+(B)	18778	399663575	305296859	100.00	100.00	0	0.00
(C)	Shares held by Custodians and against which Depository Receipts have been issued	0	0	0	N.A.	0.00	N.A.	N.A.
C1	Promoter and Promoter Group	0	0	0	N.A.	0.00	N.A.	N.A.
C2	Public	0	0	0	N.A.	0.00	N.A.	N.A.
	GRAND TOTAL (A)+(B)+(C)	18778	399663575	305296859	N.A.	100.00	0	0.00

¹For determining public shareholding for the purpose of Clause 40A.

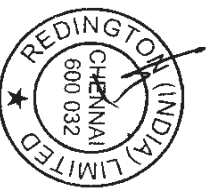
²For definitions of "Promoter" and "Promoter Group", refer to Clause 40A.

³For definitions of "Public Shareholding", refer to Clause 40A.



(D)(b) Statement showing Shareholding of persons belonging to the category "Promoter and Promoter Group"

Sr. No. of the shareholder	Name of the shareholder	Total Shares held		Shares pledged or otherwise encumbered		Details of warrants		Details of convertible securities		Total shares (including underlying shares assuming full conversion of warrants and convertible securities) as a % of diluted share capital
		(IV)	(V) as a % of grand total (A) + (B) + (C)	(VI)	(VII) = (VI) / (IV)*100	(X) As a % total number of warrants of the same class	(XI) Number of convertible securities held	(XII) As a % total number of convertible securities of the same class	(XIII)	
1	Harrow Investment Holding Limited	53282932	13.33	0	0.00	0	0.00	0	0.00	13.33
	TOTAL	53282932	13.33	0	0.00	0	0.00	0	0.00	13.33






D(C) Statement showing Shareholding of persons belonging to the category "Public" and holding more than 1% of the total number of shares

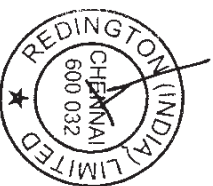
Sr. No.	Name of the shareholder	Number of shares	Shares as a percentage of total number of shares (i.e., Grand Total (A)+(B)+(C) indicated in Statement at para (1)(a) above}	Details of warrants		Details of convertible securities		Total shares (including underlying shares assuming full conversion of warrants and convertible securities) as a % of diluted
				Number of warrants held	As a % total number of warrants of the same class	Number of convertible securities held	% w.r.t total number of convertible securities of the same class	
1	Symnex Mauritius Limited	94295940	23.59	0	0.00	0	0.00	23.59
2	Standard Chartered Private Equity (Mauritius) Limited	47686500	11.93	0	0.00	0	0.00	11.93
3	Fidelity ICI	37834580	9.47	0	0.00	0	0.00	9.47
4	Prudential Life Insurance Company Ltd	20678727	5.17	0	0.00	0	0.00	5.17
5	Reliance Capital Trustee Company Limited	19403911	4.86	0	0.00	0	0.00	4.86
6	Franklin	18707170	4.68	0	0.00	0	0.00	4.68

	Templeton Fund											
	Morgan Stanley Asia (Singapore) Pte	14193863	3.55	0	0.00	0	0.00	3.55				
8	IDFC Premier Equity Fund	12073244	3.02	0	0.00	0	0.00	3.02				
9	SBI Mutual Fund	10065000	2.52	0	0.00	0	0.00	2.52				
	Kuwait Investment Authority Fund	7537606	1.89	0	0.00	0	0.00	1.89				
	DNB Fund - Asian Small Cap	4450000	1.11	0	0.00	0	0.00	1.11				
	Total	286926541	71.79	0	0.00	0	0.00	71.79				



D(c) Statement showing Shareholding of persons belonging to the category "Public" and holding more than 5% of the total number of shares

Sr. No.	Name of the shareholder	Number of shares	Shares as a percentage of total number of shares [i.e., Grand Total (A)+(B)+(C) indicated in Statement at para (I)(a) above}	Details of warrants		Details of convertible securities		Total shares (including underlying shares assuming full conversion of warrants and convertible securities) as a % of diluted
				Number of warrants held	As a % total number of warrants of the same class	Number of convertible securities held	% w.r.t total number of convertible securities of the same class	
1	Symex Mauritius Ltd	94295940	23.59	0	0.00	0	0.00	23.59
	Standard Chartered							
2	Private Equity (Mauritius) Limited	47686500	11.93	0	0.00	0	0.00	11.93
3	Fidelity	37834580	9.47	0	0.00	0	0.00	9.47
	ICICI							
4	Prudential Life Insurance Company Ltd	20678727	5.17	0	0	0	0	5.17
	Total	200495747	50.16	0	0.00	0	0.00	50.16



(D)(d) Statement showing details of locked-in shares

Sr. No.	Name of the shareholder	Number of locked-in shares	Locked-in shares as a percentage of total number of shares {i.e., Grand Total (A)+(B)+(C) indicated in Statement at para (D)(a) above}
1	Brijesh Raj C C	1000	0.00
2	Dipesh Jagdish Rawal	1000	0.00
3	John Kurien	1000	0.00
4	Sivasubramanian V	1000	0.00
5	Jadhav Swapnil Bharatrao	1000	0.00
6	Venkatakrisna V	1000	0.00
7	Aswani Kumar	1000	0.00
8	Bejoy Johnson	1000	0.00
9	Srinivasan Arun	3000	0.00
10	Mukesh Kanyalal K	2800	0.00
11	Reji Daniel	2895	0.00
12	Sivanandam B	3000	0.00
	Total	19695	0.00

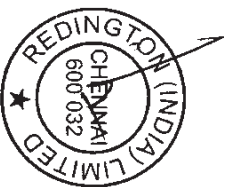


(II)(a) Statement showing details of Depository Receipts (DRs)

Sr. No.	Type of outstanding DR (ADRs, GDRs, SDRs, etc.)	Number of outstanding DRs	Number of shares underlying outstanding DRs	Shares underlying outstanding DRs as a percentage of total number of shares {i.e., Grand Total (A)+(B)+(C) indicated in Statement at para (I)(a) above}
	TOTAL	0	0	0.00

(II)(b) Statement showing holding of Depository Receipts (DRs), where underlying shares held by 'promoter/promoter group' are in excess of 1% of the total number of shares

Sr. No.	Name of the DR Holder	Type of outstanding DR (ADRs, GDRs, SDRs, etc.)	Number of shares underlying outstanding DRs	Shares underlying outstanding DRs as a percentage of total number of shares {i.e., Grand Total (A)+(B)+(C) indicated in Statement at para (I)(a) above}
		TOTAL	0	0.00



(III) (a) Statement showing the voting pattern of shareholders, if more than one class of shares/securities is issued by the issuer.

Sr. no.	Category of shareholder	Number of Voting Rights held in each class of securities			Total Voting Rights (III+IV+V)	Total Voting Rights i.e. (VI)	
		Class X (III)	Class Y (IV)	Class Z (V)		As a percentage of (A+B) (VII)	As a percentage of (A+B+C) (VIII)
(I)	(III)				(VI)		
(A)	Promoter and Promoter Group ²						
(1)	Indian						
(a)	Individuals/Hindu Undivided Family	0	0	0	0	0.00	0.00
(b)	Central Government/State Government(s)	0	0	0	0	0.00	0.00
(c)	Bodies Corporate	0	0	0	0	0.00	0.00
(d)	Financial Institutions/Banks	0	0	0	0	0.00	0.00
(e)	Any Other (Total)	0	0	0	0	0.00	0.00
	Sub-Total (A)(1)	0	0	0	0	0.00	0.00
(2)	Foreign						
(a)	Individuals (Non-Resident Individuals/Foreign Individuals)	0	0	0	0	0.00	0.00
(b)	Bodies Corporate	0	0	0	0	0.00	0.00
(c)	Institutions	0	0	0	0	0.00	0.00
(d)	Qualified Foreign Investor	0	0	0	0	0.00	0.00
(e)	Any Other (Total)	0	0	0	0	0.00	0.00
	Sub-Total (A)(2)	0	0	0	0	0.00	0.00
	Total Shareholding of Promoter and Promoter Group (A) = (A)(1)+(A)(2)	0	0	0	0	0.00	0.00
(B)	Public shareholding						
(1)	Institutions						
(a)	Mutual Funds/UTI	0	0	0	0	0.00	0.00



(b)	Financial Institutions/Banks	0	0	0	0	0	0	0.00	0.00
(c)	Central Government/State Government(s)	0	0	0	0	0	0	0.00	0.00
(d)	Venture Capital Funds	0	0	0	0	0	0	0.00	0.00
(e)	Insurance Companies	0	0	0	0	0	0	0.00	0.00
(f)	Foreign Institutional Investors	0	0	0	0	0	0	0.00	0.00
(g)	Foreign Venture Capital Investors	0	0	0	0	0	0	0.00	0.00
(h)	Qualified Foreign Investor	0	0	0	0	0	0	0.00	0.00
(h)	Any Other (Total)	0	0	0	0	0	0	0.00	0.00
	Sub-Total (B)(1)	0	0	0	0	0	0	0.00	0.00
(2)	Non-institutions								
(a)	Bodies Corporate	0	0	0	0	0	0	0.00	0.00
(b)	Individuals - i. Individual Shareholders Holding Nominal Share Capital Up To >Rs. 1 Lakh.	0	0	0	0	0	0	0.00	0.00
	Individuals - ii. Individual Shareholders Holding Nominal Share Capital In Excess Of Rs. 1 Lakh	0	0	0	0	0	0	0.00	0.00
(c)	Qualified Foreign Investor	0	0	0	0	0	0	0.00	0.00
(d)	Any Other (Total)	0	0	0	0	0	0	0.00	0.00
	Sub-Total (B)(2)	0	0	0	0	0	0	0.00	0.00
	Total Public Shareholding (B)= (B)(1)+(B)(2)	0	0	0	0	0	0	0.00	0.00
	TOTAL (A)+(B)	0	0	0	0	0	0	0.00	0.00
(C)	Shares held by Custodians and against which Depository Receipts have been issued	0	0	0	0	0	0	0.00	0.00
C1	Promoter and Promoter Group	0	0	0	0	0	0	0	0
C2	Public	0	0	0	0	0	0	0	0
	GRAND TOTAL (A)+(B)+(C)	0	0	0	0	0	0	0.00	0.00

