


Introductory sub-table (1) (a)

Name of the Company : RUCHI SOYA INDUSTRIES LIMITED			
Scrip Code: BSE : 500368		Name of the Scrip: RUCHISOYA	
NSE : RUCHISOYA		Class of Security : Equity Shares	
Period ended: 31st December, 2014			
Partly paid-up shares	No. of partly paid-up shares	As a % of total no. of partly paid-up shares	As a % of total no. of shares of the Company
Held by promoter/promoters group	N. A.	N. A.	N. A.
Held by public	N. A.	N. A.	N. A.
Total	N. A.	N. A.	N. A.
Outstanding convertible securities:-	No. of outstanding securities	As a % of total no. of outstanding convertible securities	As a % of total no. of shares of the Company, assuming full conversion of the convertible securities
Held by promoter/promoter group	Nil	Nil	Nil
Held by public	Nil	Nil	Nil
Total	Nil	Nil	Nil
Warrants:-	No. of warrants	As a % of total no. of warrants	As a % of total no. of shares of the Company, assuming full conversion of warrants
Held by promoter/promoter group	Nil	Nil	Nil
Held by public	Nil	Nil	Nil
Total	Nil	Nil	Nil
Total paid-up capital of the company assuming full conversion of warrants and convertible securities	33,40,60,422 equity shares of Rs. 2/- each.		


Note :- Employee Stock Options outstanding as on date have not been considered in the above report.



Statement showing Shareholding Pattern

Table (I) (a)


Category code	Category of shareholder	Number of shareholders	Total number of shares	Number of shares held in dematerialized form	Total shareholding as a percentage of total number of shares		Shares Pledged or otherwise encumbered	
					As a percentage of (A+B)	As a percentage of (A+B+C)	VIII	IX= VIII/IV*
I	II	III	IV	V	VI	VII	VIII	IX= VIII/IV*
(A)	Shareholding of Promoter and Promoter Group							
(1)	INDIAN							
	Individuals / Hindu Undivided Family	28	103714858	103714858	31.05	31.05	1456343	1.4
(b)	Central Government / State Government(s)	0	0	0	0.00	0.00		
(c)	Bodies Corporate	14	82978938	82978938	24.84	24.84	27292047	32.89
(d)	Financial Institutions / Banks	0	0	0	0.00	0.00		
(e)	Any other (specify)	0	0	0	0.00	0.00		
	Sub-Total (A) (1)	42	186693796	186693796	55.89	55.89	28748390	8.61
(2)	FOREIGN							
(a)	Individuals (Non-Resident Individuals / Foreign Individuals)	0	0	0	0.00	0.00		
(b)	Bodies Corporate	0	0	0	0.00	0.00		
(c)	Institutions	0	0	0	0.00	0.00		
(d)	Qualified Foreign Investor							
(e)	Any other (specify)	0	0	0	0.00	0.00		
	Sub-Total (A) (2)	0	0	0	0.00	0.00		
	Total Shareholding of Promoter and Promoter Group (A)=(A)(1)+(A)(2)	42	186693796	186693796	55.89	55.89	28748390	8.61
(B)	Public shareholding						N.A.	N.A.
(1)	INSTITUTIONS							
(a)	Mutual Funds/UTI	7	33643	2143	0.01	0.01		
(b)	Financial Institutions / Banks	20	315263	301638	0.09	0.09		
(c)	Central Government / State Government(s)	0	0	0	0.00	0.00		
(d)	Venture Capital Funds	0	0	0	0.00	0.00		
(e)	Insurance Companies	0	0	0	0.00	0.00		
(f)	Foreign institutional investors	44	60983270	60973645	18.26	18.26		
(g)	Foreign Venture Capital Investors	0	0	0	0.00	0.00		
(h)	Investor							
(i)	Other	0	0	0	0.00	0.00		
	(1) Foreign Financial Instit	0	0	0	0.00	0.00		
	(2) Foreign Mutual Fund	0	0	0	0.00	0.00		
	Sub Total (B) (1)	71	61332176	61277426	18.36	18.36		
(2)	NON INSTITUTIONS							
(a)	Bodies Corporate	727	58536994	49740369	17.52	17.52		
(b)	Individuals -							
	i. Individual Shareholders holding nominal share capital up to Rs.1 lakh.	29718	17978563	15081012	5.38	5.38		
	ii. Individual shareholders holding nominal share capital in excess of Rs.1 lakh.	21	9396890	7891390	2.81	2.81		
(c)	Investor							
(d)	Any other							
	i.(Clearing Members)	73	122003	122003	0.04	0.04		
	ii.							
	Sub Total (B) (2)	30539	86034450	72834774	25.75	25.75		
(B)	Public Shareholding (B)=(B)(1)+(B)(2)	30610	147366626	134112200	44.11	44.11		
	TOTAL (A)+(B)	30652	334060422	320805996	100.00	100.00		
(C)	Shares held by Custodians and against which Depository Receipts have been issued	0	0	0	0.00	0.00		
1	Promoter and Promoter Group	0	0	0	0.00	0.00	0	0
2	Public	0	0	0	0.00	0.00	0	0
	Sub Total (C)							
	GRAND TOTAL (A)+(B)+(C)	30652	334060422	320805996	100.00	100.00	28748390	8.61



(I)(b) Statement showing holding of securities (including shares, warrants, convertible securities) of persons belonging to the category "Promoter and Promoter Group"

Sr. No.	Name of the shareholder	Details of Shares held		Encumbered shares (*)			Details of warrants		Details of convertible securities		Total shares (including underlying shares assuming full conversion of warrants and convertible securities) as a % of diluted share capital
		Number of shares held	As a % of grand total (A)+(B)+(C)	No.	As a percentage	As a % of grand total (A)+(B)+(C) of sub-clause (I)(a)	Number of warrants held	As a % total number of warrants of the same class	Number of convertible securities held	As a % total number of convertible securities of the same class	
(I)	(II)	(III)	(IV)	(V)	(VI)=(V)/(III)*100	(VII)	(VIII)	(IX)	(X)	(XI)	(XII)
1	Abha Shahra	3828926	1.15%				0	0	0	0	1.15
2	Dinesh Shahra	2111383	0.63%				0	0	0	0	0.63
3	Dinesh Shahra (HUF)	17205836	5.15%				0	0	0	0	5.15
4	Kailash Shahra	198500	0.06%	198500	100.00	0.06	0	0	0	0	0.06
5	Mridula Shahra	992055	0.30%				0	0	0	0	0.30
6	Neeta Shahra	200300	0.06%	200300	100.00	0.06	0	0	0	0	0.06
7	Santosh Shahra (HUF)	651340	0.19%				0	0	0	0	0.19
8	Suresh Shahra	254080	0.08%				0	0	0	0	0.08
9	Savitridevi Shahra	823683	0.25%	823683	100.00	0.25	0	0	0	0	0.25
10	Neeta Umesh Shahra (Trustee of Suyash Trust)	500	0.00%				0	0	0	0	0.00
11	Umesh Shahra	548860	0.16%	148860	27.12	0.04	0	0	0	0	0.16
12	Ushadevi Shahra	674850	0.20%				0	0	0	0	0.20
13	Amrita Shahra	2621354	0.78%				0	0	0	0	0.78
14	Ankesh Shahra	3362921	1.01%				0	0	0	0	1.01
15	Sarvesh Shahra	5306872	1.59%				0	0	0	0	1.59
16	Amisha Shahra	3032570	0.91%				0	0	0	0	0.91
17	Suresh Shahra (HUF)	175000	0.05%				0	0	0	0	0.05
18	Manish Shahra	162120	0.05%				0	0	0	0	0.05
19	Neha Shahra	5450	0.00%				0	0	0	0	0.00
20	Bhawana Goel	100000	0.03%				0	0	0	0	0.03
21	Nitesh Shahra	6096153	1.82%				0	0	0	0	1.82
22	Kailash Shahra HUF	85000	0.03%	85000	100.00	0.03	0	0	0	0	0.03
23	Vishesh Shahra	115300	0.03%				0	0	0	0	0.03
24	Mamta Khandelwal	2500	0.00%				0	0	0	0	0.00
25	APL International Pvt. Limited	6596805	1.97%				0	0	0	0	1.97
26	Arandi Investment Pvt. Limited	8679170	2.60%				0	0	0	0	2.60
27	National Steel & Agro Industries Limited	207500	0.06%				0	0	0	0	0.06
28	Mahakosh Holdings Private Limited	2511906	0.75%				0	0	0	0	0.75
29	Ruchi Infrastructure Limited	8259625	2.47%				0	0	0	0	2.47
30	Dinesh Shahra (Trustee Ruchi Soya Industries Ltd. Beneficiary Trust)	7630115	2.28%				0	0	0	0	2.28
31	Dinesh Shahra (Trustee of Shiva Foundation)	47440350	14.20%				0	0	0	0	14.20
32	Mahakosh Papers Pvt. Ltd.	787875	0.24%				0	0	0	0	0.24
33	Ruchi Acroni Ind Limited	1348475	0.40%	1348475	100.00	0.40	0	0	0	0	0.40
34	Shahra Estate Pvt.Ltd.	1012610	0.30%				0	0	0	0	0.30
35	Ruchi Global Ltd.	731330	0.22%	631330	86.33	0.19	0	0	0	0	0.22
36	Ruchi Infotech Ltd.	166665	0.05%	166665	100.00	0.05	0	0	0	0	0.05
37	Suresh Chandra Santosh Kumar shahra(Trustee of Mahakosh Family	88840	0.03%				0	0	0	0	0.03
38	Soyumm Marketing Private Limited	29145577	8.73%	25145577	86.28	7.53	0	0	0	0	8.73
39	Shahra Brothers Pvt. Ltd.	2931400	0.88%				0	0	0	0	0.88
40	Spectra Realities Pvt. Ltd.	18100000	5.42%				0	0	0	0	5.42
41	Evershine Oleochem Limited	2500000	0.75%								0.75
TOTAL		186693796	55.89%	28748390	15.40	8.61	0	0	0	0	55.89

(*) The term "encumbrance" has the same meaning as assigned to it in regulation 28(3) of the SAST Regulations, 2011



(I)(c)(i) **Statement showing holding of securities (including shares, warrants, convertible securities) of persons belonging to the category "Public" and holding more than 1% of the total number of shares**

Sr. No.	Name of the shareholder	Number of shares held	Shares as a percentage of total number of shares (i.e., Grand Total (A)+(B)+(C) indicated in Statement at para (I)(a) above)	Details of warrants		Details of convertible securities		Total shares (including underlying shares assuming full conversion of warrants and convertible securities) as a % of diluted share capital
				Number of warrants held	As a % total number of warrants of the same class	Number of convertible securities held	% w.r.t total number of convertible securities of the same class	
1	Cresta Fund Limited	14941373	4.47	0	0	0	0	4.47
2	Albula Investment Fund Limited	14408754	4.31	0	0	0	0	4.31
3	Merdale Investment Co. Limited	4249645	1.27	0	0	0	0	1.27
4	Clermfield Industries Limited	4001080	1.20	0	0	0	0	1.20
5	Elara India opportunities Fund	13591901	4.07	0	0	0	0	4.07
6	Sawit Plantations PTE Limited	19612913	5.87	0	0	0	0	5.87
7	New Leaina Investments Limited	3979267	1.19	0	0	0	0	1.19
8	Suresh Kumar Gupta	4472825	1.34	0	0	0	0	1.34
9	Abhi Ambi Financial Services Limited	4152494	1.24	0	0	0	0	1.24
10	EM Resurgent Fund	6574969	1.97	0	0	0	0	1.97
	TOTAL	89985221	26.94	0	0	0	0	26.94

(I)(c)(ii) **Statement showing holding of securities (including shares, warrants, convertible securities) of persons (together with PAC) belonging to the category "Public" and holding more than 5% of the total number of shares of the company**

Sr. No.	Name(s) of the shareholder(s) and the Persons Acting in Concert (PAC) with them	Number of shares	Shares as a percentage of total number of shares (i.e., Grand Total (A)+(B)+(C) indicated in Statement at para (I)(a) above)	Details of warrants		Details of convertible securities		Total shares (including underlying shares assuming full conversion of warrants and convertible securities) as a % of diluted share capital
				Number of warrants	As a % total number of warrants of the same class	Number of convertible securities held	% w.r.t total number of convertible securities of the same class	
1	Sawit Plantations PTE Limited	19612913	5.87	0	0	0	0	5.87
	Total	19612913	5.87	0	0	0	0	5.87

(I)(d) **Statement showing details of locked-in shares**

Sr. No.	Name of the shareholder	Number of locked-in shares	Locked-in shares as a percentage of total number of shares (i.e., Grand Total (A)+(B)+(C) indicated in Statement at para (I)(a) above)
1	Not Applicable		
2			
	TOTAL		

(II)(a) **Statement showing details of Depository Receipts (DRs)**

Sr. No.	Type of outstanding DR (ADRs, GDRs, SDRs, etc.)	Number of outstanding DRs	Number of shares underlying outstanding DRs	Shares underlying outstanding DRs as a percentage of total number of shares (i.e., Grand Total (A)+(B)+(C) indicated in Statement at para (I)(a) above)
1				
2	Not Applicable			
3				
	TOTAL			

(II)(b) **Statement showing holding of Depository Receipts (DRs), where underlying shares held by "promoter/promoter group" are in excess of 1% of the total number of shares**

Sr. No.	Name of the DR Holder	Type of outstanding DR (ADRs, GDRs, SDRs, etc.)	Number of shares underlying outstanding DRs	Shares underlying outstanding DRs as a percentage of total number of shares (i.e., Grand Total (A)+(B)+(C) indicated in Statement at para (I)(a) above)
1				
2	Not Applicable			
3				
	TOTAL		0	

