


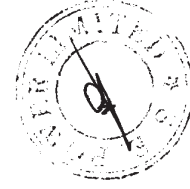
Introductory sub-table (D)(a)

Name of the Company: S. E. Power Limited			
Scrip Code, Name of the scrip, class of security: BSE- 534598, NSE-SEPOWER, Equity Shares			
Quarter ended: 31/12/2014			
Partly paid-up shares:-	No. of partly paid-up shares	As a % of total no. of partly paid-up shares	As a % of total no. of shares of the company
Held by promoter/promoter group	0	0	0
Held by public	0	0	0
Total	0	0	0
Outstanding convertible securities:-	No. of outstanding securities	As a % of total no. of outstanding convertible securities	As a % of total no. of shares of the company, assuming full conversion of the convertible securities
Held by promoter/promoter group	0	0	0
Held by public	0	0	0
Total	0	0	0
Warrants:-	No. of warrants	As a % of total no. of warrants	As a % of total no. of shares of the company, assuming full conversion of warrants
Held by promoter/promoter group	0	0	0
Held by public	0	0	0
Total	0	0	0
Total paid-up capital of the company, assuming full conversion of warrants and convertible securities	Rs. 406100000 (Divided into 40610000 Equity Shares of Rs. 10 each)		



Statement Showing Shareholding Pattern

Category code	Category of Shareholder	Table (D)(a)					Shares Pledged or otherwise encumbered	
		Number of Shareholders	Total number of shares	Number of shares held in dematerialized form	Total shareholding as a percentage of total number of shares		Number of shares	As a percentage
					As a percentage of (A+B) ¹	As a percentage of (A+B+C)		
(I)	(II)	(III)	(IV)	(V)	(VI)	(VII)	(VIII)	(IX) = (VIII)/(IV)*100
(A)	Shareholding of Promoter and Promoter Group							
1	Indian							
(a)	Individuals/ Hindu Undivided Family	9	7378640	7378640	18.17	18.17	0	0.00
(b)	Central Government/ State Government(s)	0	0	0	0.00	0.00	0	0.00
(c)	Bodies Corporate	11	3105866	3105866	7.65	7.65	0	0.00
(d)	Financial Institutions/ Banks	0	0	0	0.00	0.00	0	0.00
(e)	Any Others(Specify)	0	0	0	0.00	0.00	0	0.00
	Sub Total(A)(1)	20	10484506	10484506	25.82	25.82	0	0.00



2	Non-institutions														
(a)	Bodies Corporate	148	4542233	4542233	4542233	11.19	11.19	0	0	0.00	0.00				
(b)	Individuals									0.00	0.00				
I	Individual shareholders holding nominal share capital up to Rs 1 lakh	4164	1236585	1203179		3.05	3.05	0	0						
II	Individual shareholders holding nominal share capital in excess of Rs. 1 lakh.	34	945697	945697		2.33	2.33	0	0						
(c)	Qualified Foreign Investor	0	0	0		0.00	0.00	0	0						
(d)	Any Other (specify)					0.00	0.00	0	0						
(d-i)	Non Resident Indian	44	38646	38646		0.10	0.10	0	0						
(d-ii)	Foreign Nationals	1	400	400		0.00	0.00	0	0						
(d-iii)	Clearing Member/Broker/Margin trading	43	36323	36323		0.09	0.09	0	0						
(d-iv)	Foreign Portfolio Investor (Corporate)- Category II	1	475615	475615		1.17	1.17	0	0						
	Sub-Total (B)(2)	4435	7275499	7242093		17.92	17.92	0	0						
(B)	Total Public Shareholding (B) = (B)(1)+(B)(2)	4442	30125494	30092088		74.18	74.18	0	0						
	TOTAL (A)+(B)	4462	40610000	40576594		100.00	100.00	0	0						
(C)	Shares held by Custodians and against which Depository Receipts have been issued														
1	Promoter and Promoter Group	0	0	0		0.00	0.00	0	0						
2	Public	0	0	0		0.00	0.00	0	0						
	Sub-Total (C)	0	0	0		0	0	0	0						
	GRAND TOTAL (A)+(B)+(C)	4462	40610000	40576594		100.00	100.00	0	0						




Sr. No.	Notes



(1)(b) Statement showing holding of securities (including shares, warrants, convertible securities) of persons belonging to the category "Promoter and Promoter Group"

Sr. No.	Name of the shareholder	Details of Shares held		Encumbered shares (*)			Details of warrants		Details of convertible securities		Total shares (including underlying shares assuming full conversion of warrants and convertible securities) as a % of diluted share capital
		Number of shares held	As a % of grand total (A) +(B) +(C)	No.	As a percentage (VI)=(V)/(III)*100	As a % of grand total (A)+(B)+(C) of sub-clause (I)(a)	Number of warrants held	As a % total number of warrants of the same class	Number of convertible securities held	As a % total number of convertible securities of the same class	
(I)	(II)	(III)	(IV)	(V)	(VI)=(V)/(III)*100	(VII)	(VIII)	(IX)	(X)	(XI)	(XII)
1	PURUSHOTTAM AGRAWAL	282000	0.69	0	0.00	0.00	0	0.00	0.00	0.00	0.00
2	SUNIL AGRAWAL	1220000	3.00	0	0.00	0.00	0	0.00	0.00	0.00	0.00
3	SACHIN AGRAWAL	1082240	2.66	0	0.00	0.00	0	0.00	0.00	0.00	0.00
4	HARISH SINGH	500	0.00	0	0.00	0.00	0	0.00	0.00	0.00	0.00
5	RAJ AGRAWAL	923300	2.27	0	0.00	0.00	0	0.00	0.00	0.00	0.00
6	SHANTANU AGRAWAL	1255700	3.09	0	0.00	0.00	0	0.00	0.00	0.00	0.00
7	SUNITI AGRAWAL	250800	0.62	0	0.00	0.00	0	0.00	0.00	0.00	0.00
8	SHIKHA AGRAWAL	1504100	3.70	0	0.00	0.00	0	0.00	0.00	0.00	0.00
9	P. N. AGRAWAL & SONS (HUF)	860000	2.12	0	0.00	0.00	0	0.00	0.00	0.00	0.00
10	SPRING INFRADEV LTD	497080	1.22	0	0.00	0.00	0	0.00	0.00	0.00	0.00
11	S. E. MICRO HOUSING FINANCE PVT LTD	1585000	3.90	0	0.00	0.00	0	0.00	0.00	0.00	0.00
12	ARADHNA INFRADEV PVT LTD	127668	0.31	0	0.00	0.00	0	0.00	0.00	0.00	0.00
13	GAJODHARI CHEMICALS PVT LTD	61756	0.15	0	0.00	0.00	0	0.00	0.00	0.00	0.00
14	AGRIM MARKETING PVT LTD	164817	0.41	0	0.00	0.00	0	0.00	0.00	0.00	0.00
15	ATHENS COMPUTERS TECHNOLOGIES PVT LTD	81600	0.20	0	0.00	0.00	0	0.00	0.00	0.00	0.00
16	BABA HERBALS PRIVATE LTD	60800	0.15	0	0.00	0.00	0	0.00	0.00	0.00	0.00
17	DIAMOND INFRADEV PVT LTD	196920	0.48	0	0.00	0.00	0	0.00	0.00	0.00	0.00
18	BALRAM RETAILS PVT LTD	72632	0.18	0	0.00	0.00	0	0.00	0.00	0.00	0.00
19	BHAVYA ELECTRONICS AND NETWORKS PVT LTD	62608	0.15	0	0.00	0.00	0	0.00	0.00	0.00	0.00
20	SUPERTECK PRINTING PVT LTD	194985	0.48	0	0.00	0.00	0	0.00	0.00	0.00	0.00
	TOTAL	10484506	25.82	0	0.00	0.00	0	0.00	0.00	0.00	0.00



(*) The term "encumbrance" has the same meaning as assigned to it in regulation 28(3) of the SAST Regulations, 2011

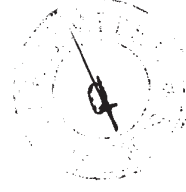
(D)(c)(i) Statement showing holding of securities (including shares, warrants, convertible securities) of persons belonging to the category "Public" and holding more than 1% of the total number of shares

Sr. No.	Name of the shareholder	Number of shares held	Shares as a percentage of total number of shares {i.e., Grand Total (A)+(B)+(C) indicated in Statement at para (D)(a) above}	Details of warrants		Details of convertible securities		Total shares (including underlying shares assuming full conversion of warrants and convertible securities) as a % of diluted share capital
				Number of warrants held	As a % total number of warrants of the same class	Number of convertible securities held	% w.r.t total number of convertible securities of the same class	
1	THE BANK OF NEW YORK MELLON DR	15888591	39.12	0	0.00	0	0.00	0.00
2	DAVOS INTERNATIONAL FUND	2929449	7.21	0	0.00	0	0.00	0.00
3	ELARA INDIA OPPORTUNITIES FUND LIMITED	2144704	5.28	0	0.00	0	0.00	0.00
4	KUVERA FUND LIMITED	1629760	4.01	0	0.00	0	0.00	0.00
5	GAUPAL PRODUCTS PVT. LTD.	460000	1.13	0	0.00	0	0.00	0.00
6	ANTARA INDIA EVERGREEN FUND LTD	475615	1.17	0	0.00	0	0.00	0.00
7	KRISHNA HUMAN RESOURCE MANAGEMENT PVT. LTD.	1386000	3.41	0	0.00	0	0.00	0.00
	TOTAL	24914119	61.35	0	0.00	0	0.00	0.00



(D)(c)(ii) Statement showing holding of securities (including shares, warrants, convertible securities) of persons (together with PAC) belonging to the category "Public" and holding more than 5% of the total number of shares of the company

Sr. No.	Name(s) of the shareholder(s) and the Persons Acting in Concert (PAC) with them	Number of shares	Shares as a percentage of total number of shares {i.e., Grand Total (A)+(B)+(C) indicated in Statement at para (I)(a) above}	Details of warrants		Details of convertible securities		Total shares (including underlying shares assuming full conversion of warrants and convertible securities) as a % of diluted share capital
				Number of warrants	As a % total number of warrants of the same class	Number of convertible securities held	% w.r.t total number of convertible securities of the same class	
1	THE BANK OF NEW YORK MELLON DR	15888591	39.12	0	0.00	0	0.00	0.00
2	DAVOS INTERNATIONAL FUND	2929449	7.21	0	0.00	0	0.00	0.00
3	ELARA INDIA OPPORTUNITIES FUND LIMITED	2144704	5.28	0	0.00	0	0.00	0.00
	TOTAL	20962744	51.62	0	0.00	0	0.00	0.00



(II)(b) Statement showing holding of Depository Receipts (DRs), where underlying shares held by "promoter/promoter group" are in excess of 1% of the total number of shares

Sr. No.	Name of the DR Holder	Type of outstanding DR (ADRs, GDRs, SDRs, etc.)	Number of shares underlying outstanding DRs	Shares underlying outstanding DRs as a percentage of total number of shares {i.e., Grand Total (A)+(B)+(C) indicated in Statement at para (D)(a) above}
1	Nil	0	0	0.00
2				
3				
4				
5				
6				
7				
8				
9				
	TOTAL	0	0	0.00



(III) (a) Statement showing, the voting pattern of shareholders, if more than one class of shares/securities is issued by the issuer.

(Give description of voting rights for each class of security.)


Class X :

Class Y :

Class Z :

N.A.

Category Code	Category of Shareholder	Number of Voting Rights held in each class of securities			Total Voting Rights (III+IV+V)	Total Voting Rights i.e. (VI)	
		Class X (III)	Class Y (IV)	Class Z (V)		As a percentage of (A+B) (VII)	As a percentage of (A+B+C) (VIII)
(I)	(II)				(VI)		
(A)	Promoter and Promoter Group						
(1)	India						
(a)	Individuals/ Hindu Undivided Family				N.A.		
(b)	Central Government State Government(s)						
(c)	Bodies Corporate						
(d)	Financial Institutions/ Banks						



Mamankar
 (Registrar of Companies)
 Mumbai
 Secretary