

Statement showing Shareholding Pattern

Introductory Sub table (I)(a)

Name of the Company: **STEL Holdings Limited**
 Scrip Code, Name of the scrip, class of security: **STEL/533316**
 Quarter ended: **December 31, 2014**

Partly paid-up shares	No. of partly paid up shares	As a % of total no. of partly paid-up shares	As a % of total no. of shares of the Company
Held by promoter/ promoter group	Nil	NA	NA
Held by public	Nil	NA	NA
Total	Nil	NA	NA
Outstanding convertible securities	No. of outstanding securities	As a % of total no. of outstanding convertible securities	As a % of total no. of shares of the company, assuming full conversion of the convertible securities
Held by Promoter/ Promoter Group	N.A.	Nil	Nil
Held by public	N.A.	Nil	Nil
Total	N.A.	Nil	Nil
Warrants	No. of warrants	As a % of total no. of warrants	As a % of total no. of shares of the Company, assuming full conversion of warrants
Held by Promoter/ Promoter Group	N.A.	N.A.	N.A.
Held by Public	N.A.	N.A.	N.A.
TOTAL	N.A.	N.A.	N.A.

Total paid up capital of the Company stands at Rs.184554050 divided into 18455405 shares of Rs.10/- each. The Company has not issued any convertible warrants / securities.



(I) (a) Statement showing Shareholding Pattern

STEL HOLDINGS LIMITED

Code: STEL/533316

Quarter ended: December 31, 2014


Category Code	Category of Shareholder	No. of shareholders	Total No. of shares	No. of shares held in dematerialized form	Total shareholding as a % of total number of shares		Shares pledged or otherwise encumbered	
					As a % of (A+B) VI	As a % of (A+B+C) VII	No. of shares VIII	As a % VIII / IV IX
I	II	III	IV	V				
(A)	Shareholding of Promoter and Promoter Group							
(1)	Indian							
(a)	Individuals/Hindu undivided family	3	90000	90000	0.49	0.49	NIL	NIL
(b)	Central Government / State Government(s)	0	0	0	0.00	0.00	NIL	NIL
(c)	Bodies Corporate	9	5292116	5292116	28.68	28.68	NIL	NIL
(d)	Financial Institutions / Banks	0	0	0	0.00	0.00	NIL	NIL
(e)	Any other (Trusts)	6	262080	262080	1.42	1.42	NIL	NIL
	Sub-Total (A)(1)	18	5644196	5644196	30.59	30.59	NIL	NIL



(2)	Foreign												
(a)	Individuals (Non-Resident Individuals / Foreign Individuals)	0	0	0	0	0.00	0.00	0.00	NIL	NIL			
(b)	Bodies Corporate	1	3640000	0	0	19.72	19.72	19.72	NIL	NIL			
(c)	Institutions	0	0	0	0	0.00	0.00	0.00	NIL	NIL			
(d)	Any Other (specify)	0	0	0	0	0.00	0.00	0.00	NIL	NIL			
	Sub Total (A)(2)	1	3640000	0	0	19.72	19.72	19.72	NIL	NIL			
	Total shareholding of Promoter & Promoter Group (A)=(A)(1)+(A)(2)	19	9284196	5644196	5644196	50.31	50.31	50.31	NIL	NIL			
(B)	Public shareholding												
(1)	Institutions												
(a)	Mutual Funds /UTI-	3	7030	6500	6500	0.04	0.04	0.04	NIL	NIL			
(b)	Financial Institutions/Banks	13	2323	1903	1903	0.01	0.01	0.01	NIL	NIL			
(c)	Central Govt./State Govt(s)	0	0	0	0	0.00	0.00	0.00	NIL	NIL			
(d)	Venture Capital Funds	0	0	0	0	0.00	0.00	0.00	NIL	NIL			
(e)	Insurance Companies	1	33570	33570	33570	0.18	0.18	0.18	NIL	NIL			
(f)	Foreign Institutional Investors	0	0	0	0	0.00	0.00	0.00	NIL	NIL			
(g)	Foreign Venture Capital Investors	0	0	0	0	0.00	0.00	0.00	NIL	NIL			
(h)	Any Other (specify)												
	Sub-Total (B)(1)	17	42923	41973	41973	0.23	0.23	0.23	NIL	NIL			

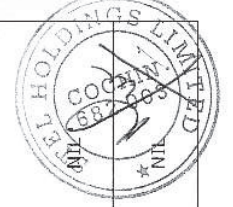


(2)	Non Institutions												
(a)	Bodies Corporate	341	1407814	1397524	7.63	7.63	5500	0.39					
(b)	Individuals												
	i) Individual shareholders holding nominal share capital up to Rs.1 lac	25090	4855426	3833913	26.31	26.31	89	0.002					
	ii) Individual shareholders holding nominal share capital in excess of Rs.1 lakh	49	2479931	2479931	13.44	13.44	NIL	NIL					
(c)	Any Other (specify)												
	Clearing Member	35	27926	27926	0.15	0.15	NIL	NIL					
	Market Maker	14	2556	2556	0.02	0.02	NIL	NIL					
	Unclaimed Shares	1	186580	186580	1.01	1.01	NIL	NIL					
	Office Bearers	0	0	0	0.00	0.00	NIL	NIL					
	NRI (Repatriate)	102	77972	73867	0.42	0.42	NIL	NIL					
	NRI (Non-Repatriate)	66	26217	26217	0.14	0.14	NIL	NIL					
	HUF	122	61774	61774	0.33	0.33	NIL	NIL					
	TRUSTS	2	2090	2090	0.01	0.01	NIL	NIL					
	Sub-total (B)(2)	25822	9128286	8092378	49.46	49.46	5589	0.06					
	Total Public shareholding (B)=(B)(1)+(B)(2)	25839	9171209	8134351	49.69	49.69	5589	0.06					
	TOTAL (A)+(B)	25858	18455405	13778547	100.00	100.00	5589	0.03					
(C)	Shares held by Custodians against which depository receipts have been issued.	0	0	0	0.00	0.00	NIL	NIL					
	GRAND TOTAL (A)+(B)+(C)	25858	18455405	13778547	100.00	100.00	5589	0.03					



(D)(b) Statement showing holding of securities (including shares, warrants, convertible securities) of persons belonging to the category "Promoter and Promoter Group"

Sl. No.	Name of the Shareholder (II)	Details of shares held		Encumbered Shares			Details of warrants		Details of convertible securities		Total shares (including underlying shares) assuming full conversion of warrants and convertible securities as a % of diluted share capital (XII)
		No. of shares held (III)	As a % of grand total (A)+(B)+(C) (IV)	Number (V)	As a % (VI)=(V)/(III)*100	As a % of grand total (A)+(B)+(C) of sub-clause (I)(a) (VII)	No. of warrants held (VIII)	As a % total no. of warrants of the same class (IX)	No. of convertible securities held (X)	As a % total no. of convertible securities of the same class (XI)	
	Indians Individuals / HUF										
1	Rama Prasad Goenka	10000	0.05								
2	Sanjiv Goenka	35000	0.19								
3	Harsh Vardhan Goenka	45000	0.24								
	TOTAL	90000	0.48	NIL	NIL	NIL	NIL	NIL	NIL	NIL	NIL
	Bodies corporate										
4	Rainbow Investments Limited	831438	4.50								
5	Saregama India Limited	100	0.00								
6	Zensar Technologies Limited	100	0.00								
7	Instant Holdings Limited	1605200	8.70								
8	Summit Securities Limited	878501	4.76								
9	Carnival Investments Limited	1363580	7.39								
10	Swallow Associates LLP	613197	3.32								
11	HML Trust I	43680	0.24								
12	HML Trust II	43680	0.24								
13	HML Trust III	43680	0.24								
14	HML Trust IV	43680	0.24								
15	HML Trust V	43680	0.24								
16	HML Trust VI	43680	0.24								
	TOTAL	5554196	30.11	NIL	NIL	NIL	NIL	NIL	NIL	NIL	NIL
	Foreign Body Corporate										
17	Malayalam Plantations Holdings	3640000	19.72								
	TOTAL	3640000	19.72	NIL	NIL	NIL	NIL	NIL	NIL	NIL	NIL
	GRAND TOTAL	9284196	50.31	NIL	NIL	NIL	NIL	NIL	NIL	NIL	NIL




(I)(c)(i) Statement showing holding of securities (including shares, warrants, convertible securities) of persons belonging to the category "Public" and holding more than 1% of the total number of shares

Sl. No.	Name of Shareholder	No. of Shares held	Shares as a percentage of total number of shares {i.e. Grand Total(A)+(B)+(C) indicated in Statement at para (1)(a)above	Details of warrants		Details of convertible securities		Total shares (including underlying shares assuming full conversion of warrants and convertible securities) as a % of diluted share capital
				No. of warrants held	As a % total no. of warrants of the same class	No. of convertible securities held	% w.r.t. total no of convertible securities of the same class	
1	Hitesh Ramji Javeri	759601	4.12	NIL	NIL	NIL	NIL	NIL
2	Globe Capital Market Limited	528433	2.86	NIL	NIL	NIL	NIL	NIL
3	Jaisukh Vinimoy Pvt. Ltd.	292205	1.58	NIL	NIL	NIL	NIL	NIL
4	Chinappa M B	270294	1.46	NIL	NIL	NIL	NIL	NIL
5	STEL Holdings Limited Unclaimed Suspense Account	186580	1.01	NIL	NIL	NIL	NIL	NIL
	Total	2037113	11.03					

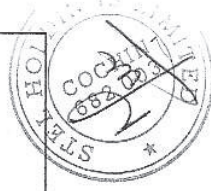
(I)(c)(ii) Statement showing holding of securities (including shares, warrants, convertible securities) of persons (together with PAC) belonging to the category "Public" and holding more than 5% of the total no. of shares of the Company

Sl. No.	Name(s) of the shareholder(s) and the Persons Acting in Concert (PAC) with them	No. of Shares	Shares as a % of total No. of shares {I.e. Grand Total (A)+(B)+(C) indicated in statement at para (1)(a) above	Details of warrants		Details of convertible securities		Total shares (including underlying shares assuming full conversion of warrants and convertible securities) as a % of diluted share capital
				No. of warrants held	As a % total no. of warrants of the same class	No. of convertible securities held	% w.r.t. total no of convertible securities of the same class	
	NIL	NIL	NIL	NIL	NIL	NIL	NIL	NIL



(I)(d) Statement showing details of locked-in-shares

Sl. No.	Name of the Shareholder	Category of shareholders (Promoters/Public)	No. of locked-in shares	Locked-in shares as a percentage of total number of shares (i.e. Grand Total (A)+(B)+(C) indicated in statement at (i)(a) above
NIL	NIL	NIL	NIL	NIL

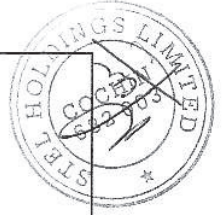


(II)(a) Statement showing details of Depository Receipts (DRs)

SI. No.	Type of outstanding DR (ADRs, GDRs, SDRs, etc.)	Number of outstanding DRs	No. of shares underlying outstanding DRs	Shares underlying outstanding DRs as a % of total number of shares {I.e. Grand Total (A)+(B)+(C) indicated in statement at para (1)(a) above}
NIL	NIL	NIL	NIL	NIL


(II)(b) Statement showing Holding of Depository Receipts (DRs), where underlying shares are in excess of 1% of the total number of shares

SI. No.	Name of the DR Holder	Type of outstanding DR (ADRs, GDRs, SDRs etc.)	No. of shares underlying outstanding DRs	Shares underlying outstanding DRs as a % of total number of shares {I.e. Grand Total(A)+(B)+(C) indicated in statement at para (I) (a) above}
NIL	NIL	NIL	NIL	NIL



(a) Statement showing the voting pattern of shareholders, if more than one class of shares/securities is issued by the issuer.

Category code	Category of shareholder	Number of Voting Rights held in each class of securities			Total Voting Rights (III+IV+V)	Total Voting Rights i.e. (VI)	
		Class X (III)	Class Y (IV)	Class Z (V)		As a percentage of (A+B) (VII)	As a percentage of (A+B+C) (VIII)
(1)	(II)				(VI)		
(A)	Promoter and Promoter Group						
1	Indian						
(a)	Individuals/ Hindu Undivided Family	90000	0	0	90000	0.49	0.49
(b)	Central Government/ State Government(s)	0	0	0	0	0.00	0.00
(c)	Bodies Corporate	5292116	0	0	5292116	28.60	28.60
(d)	Financial Institutions/ Banks	0	0	0	0	0.00	0.00
(e)	Any Other (Trust)	262080	0	0	262080	1.42	1.42
	Sub-Total (A)(1)	5644196	0	0	5644196	30.51	30.51
2	Foreign						
(a)	Individuals (Non-Resident Individuals/ Foreign Individuals)	0	0	0	0	0.00	0.00
(b)	Bodies Corporate	3640000	0	0	3640000	19.72	19.72
(c)	Institutions	0	0	0	0	0.00	0.00
(d)	Any Other (specify)	0	0	0	0	0.00	0.00
	Sub-Total (A)(2)	3640000	0	0	3640000	19.72	19.72
	Total Shareholding of Promoter and Promoter Group (A)= (A)(1)+(A)(2)	9284196	0	0	9284196	50.23	50.31



(B)	Public shareholding								
1	Institutions								
(a)	Mutual Funds/UTI	7030	0	0	7030	0.04			0.04
(b)	Financial Institutions/ Banks	2323	0	0	2323	0.01			0.01
(c)	Central Government/ State Government(s)	0	0	0	0	0.00			0.00
(d)	Venture Capital Funds	0	0	0	0	0.00			0.00
(e)	Insurance Companies	33570	0	0	33570	0.18			0.18
(f)	Foreign Institutional Investors	0	0	0	0	0.00			0.00
(g)	Foreign Venture Capital Investors	0	0	0	0	0.00			0.00
(h)	Any Other (specify)	0	0	0	0	0.00			0.00
	Sub-Total (B)(1)	42923	0	0	42923	0.23			0.23
2	Non-institutions								
(a)	Bodies Corporate	1407814	0	0	1407814	7.63			7.63
	Individuals -								
(b)	i. Individual shareholders holding nominal share capital up to Rs. 1 lakh.	4855426	0	0	4855426	26.31			26.31
	ii. Individual shareholders holding nominal share capital in excess of Rs. 1 lakh.	2479931	0	0	2479931	13.43			13.43
(c)	Any Other (specify)	385115	0	0	385115	2.09			2.09
	Sub-Total (B)(2)	9128286	0	0	9128286	49.46			49.46
	Total Public Shareholding (B) = (B)(1)+(B)(2)	9171209	0	0	9171209	49.69			49.69
	TOTAL (A)+(B)	18455405	0	0	18455405	99.92			100.00
(C)	Shares held by Custodians and against which Depository Receipts have been issued	0	0	0	0	0.00			0.00
	GRAND TOTAL (A)+(B)+(C)	18455405	0	0	18455405	99.92			100.00

For STEL Holdings Limited

Mithun B. Shenoy
Company Secretary

