


Introductory sub-table (I)(a)			
Name of the Company: SAHARA HOUSINGFINA CORPORATION LIMITED			
Scrip Code, Name of the scrip, class of security: 511533 (BSE), SAHARAHOUS, Equity			
Quarter ended: 31-12-2014			
Partly paid-up shares:-	No. of partly paid-up shares	As a % of total no. of partly paid-up shares	As a % of total no. of shares of the company
Held by promoter/promoter group	NIL	NIL	NIL
Held by public	NIL	NIL	NIL
Total - D	NIL	NIL	NIL
Outstanding convertible securities:-	No. of outstanding securities	As a % of total no. of outstanding convertible securities	As a % of total no. of shares of the company, assuming full conversion of the convertible securities
Held by promoter/promoter group	NIL	NIL	NIL
Held by public	NIL	NIL	NIL
Total - E	NIL	NIL	NIL
Warrants:-	No. of warrants	As a % of total no. of warrants	As a % of total no. of shares of the company, assuming full conversion of warrants
Held by promoter/promoter group	NIL	NIL	NIL
Held by public	NIL	NIL	NIL
Total - F	NIL	NIL	NIL
Total paid-up capital of the company, assuming full conversion of warrants and convertible securities	7000000		100



Statement Showing Shareholding Pattern

Table (I)(a)


Category code (I)	Category of shareholder(II)	Table (I)(a)			Total shareholding as a percentage of total number of shares		Shares pledged or otherwise encumbered	
		Number of shareholders (III)	Total number of shares (IV)	Number of shares held in dematerialized form (V)	As a percentage of (A+B)	As a percentage of (A+B+C) (VII)	Number of shares	As a percentage (IX) = (VIII/IV)* 100
(A)	Shareholding of Promoter and Promoter Group							
1	Indian							
(a)	Individuals/ Hindu Undivided Family	-	-	-	-	-	-	-
(b)	Central Government/ State Government(s)	-	-	-	-	-	-	-
(c)	Bodies Corporate	3	4,994,587	4,994,587	71.351	71.351	-	-
(d)	Financial Institutions/ Banks	-	-	-	-	-	-	-
(e)	Any Other (specify) Person acting in concern	-	-	-	-	-	-	-
	Sub-Total (A)(1)	3	4,994,587	4,994,587	71.351	71.351	-	-
2	Foreign							
(a)	Individuals (Non-Resident Individuals/ Foreign Individuals)	-	-	-	-	-	-	-
(b)	Bodies Corporate	-	-	-	-	-	-	-
(c)	Institutions	-	-	-	-	-	-	-
(d)	Qualified Foreign Investors	-	-	-	-	-	-	-
(e)	Any Other (specify)	-	-	-	-	-	-	-
	Sub-Total (A)(2)	-	-	-	-	-	-	-
	Total Shareholding of Promoter and Promoter Group (A)= (A)(1)+(A)(2)	3	4,994,587	4,994,587	71.351	71.351	-	-
(B)	Public shareholding						NA	NA
1	Institutions						NA	NA
(a)	Mutual Funds/ UTI	-	-	-	-	-	-	-
(b)	Financial Institutions/ Banks	-	-	-	-	-	-	-
(c)	Central Government/ State Government(s)	-	-	-	-	-	-	-
(d)	Insurance Companies	-	-	-	-	-	-	-
(e)	FII's	-	-	-	-	-	-	-
(f)	Qualified Foreign Investors	-	-	-	-	-	-	-
(g)	Foreign Venture Capital	-	-	-	-	-	-	-
(h)	Any Other (specify)	-	-	-	-	-	-	-
	Sub-Total (B)(1)	-	-	-	-	-	-	-
2	Non-institutions						NA	NA
(a)	Bodies Corporate	134	835,896	834,596	11.941	11.941	-	-
(b)	Individuals						-	-
	i. Individual shareholders holding nominal share capital up to Rs. 1 lakh.	7,593	1,021,588	809,449	14.594	14.594	-	-
	ii. Individual shareholders holding nominal share capital in excess of Rs. 1 lakh.	6	114,093	114,093	1.630	1.630	-	-
(c)	Any Other (Specify) 1.Directors	-	-	-	-	-	-	-
	2. Relatives	-	-	-	-	-	-	-
	3.Clearing Member	34	25,747	25,747	0.368	0.368	-	-
	4.Trust	-	-	-	-	-	-	-
	5 Office Bearers	-	-	-	-	-	-	-
	6. NRIs	21	5,756	5,756	0.082	0.082	-	-
	7. NRN	3	2,333	2,333	0.033	0.033	-	-
	8. Foreign National	-	-	-	-	-	-	-
	9. Foreign Company	-	-	-	-	-	-	-
	Sub-Total (B)(2)	7,791	2,005,413	1,791,974	28.649	28.649	-	-
	Total Public Shareholding (B)= (B)(1)+(B)(2)	7,791	2,005,413	1,791,974	28.649	28.649	NA	NA
	TOTAL (A)+(B)	7,794	7,000,000	6,786,561	100.000	100.000	0.00	0.00
(C)	Shares held by Custodians and against which Depository Receipts have been issued						NA	NA
	1 Promoter & Promoter Group							
	2 Public							
	GRAND TOTAL (A)+(B)+(C)	7,794	7,000,000	6,786,561	100.000	100.000	0.00	0.00



(I)(b) Statement showing holding of securities (including shares, warrants, convertible securities) of persons belonging to the category "Promoter and Promoter Group"

Sr. No.	Name of the shareholder	Details of Shares held		Encumbered shares (*)			Details of warrants		Details of convertible securities		Total shares (including underlying shares assuming full conversion of warrants and convertible securities) as a % of diluted share capital
		Number of shares held	As a % of grand total (A)+(B)+(C)	No.	As a percentage	% of grand total (A)+(B)+(C) of sub-clause (I)(a)	Number of warrants held	As a % total number of warrants of the same class	Number of convertible securities held	As a % total number of convertible securities of the same class	
(i)	(ii)	(iii)	(iv)	(v)	(vi)=(v)/(iii)*100	(vii)	(viii)	(ix)	(x)	(xi)	(xii)
1	SAHARA PRIME CITY LTD.	2940000	42.000								
2	SAHARA INDIA CORP. INVESTMENT LTD.	1638587	23.408								
3	SAHARA INDIA FINANCE AND INVESTMENT LTD.	416000	5.943								
TOTAL		4994587	71.351	0	0.00	0.000					

(*) The term "encumbrance" has the same meaning as assigned to it in regulation 28(3) of the SAST Regulations, 2011



(I)(c)(i) Statement showing holding of securities (including shares, warrants, convertible securities) of persons belonging to the category "Public" and holding more than 1% of the total number of shares

Sr. No.	Name of the shareholder	Number of shares held	Shares as a percentage of total number of shares (i.e., Grand Total (A)+(B)+(C) indicated in Statement at para (I)(a) above)	Details of warrants		Details of convertible		Total shares (including underlying shares assuming full conversion of warrants and convertible securities) as a % of diluted share capital
				Number of warrants held	As a % total number of warrants of the same class	Number of convertible securities held	% w.r.t total number of convertible securities of the same class	
1	GANDEVI COMMERCE PRIVATE LTD.	723044	10.329					
	TOTAL	723044	10.329					



(I)(c)(ii) Statement showing holding of securities (including shares, warrants, convertible securities) of persons (together with PAC) belonging to the category "Public" and holding more than 5% of the total number of shares of the company

Sr. No.	Name(s) of the shareholder(s) and the Persons Acting in Concert (PAC) with them	Number of shares	Shares as a percentage of total number of shares (i.e., Grand Total (A)+(B)+(C) indicated in Statement at para (I)(a) above)	Details of warrants		Details of convertible		Total shares (including underlying shares assuming full conversion of warrants and convertible securities) as a % of diluted share capital
				Number of warrants	As a % total number of warrants of the same class	Number of convertible securities held	% w.r.t total number of convertible securities of the same class	
1	GANDEVI COMMERCE PRIVATE LTD.	723044	10.329					
TOTAL		723044	10.329	0		0		0




(I)(d) Statement showing details of locked-in shares

Sr. No.	Name of the shareholder	Number of locked-in shares	Locked-in shares as a percentage of total number of shares {i.e., Grand Total (A)+(B)+(C) indicated in Statement at para (I)(a) above}
1	N.A.		
2			
3			
TOTAL		0	0.00



(II)(a) Statement showing details of Depository Receipts (DRs)

Sr. No.	Type of outstanding DR (ADRs, GDRs, SDRs, etc.)	Number of outstanding DRs	Number of shares underlying outstanding DRs	Shares underlying outstanding DRs as a percentage of total number of shares {i.e., Grand Total (A)+(B)+(C) indicated in Statement at para (I)(a) above}
1	N.A.			
2				
3				
TOTAL		0	0	



(II)(b) Statement showing holding of Depository Receipts (DRs), where underlying shares held by "promoter/promoter group" are in excess of 1% of the total number of shares

Sr. No.	Name of the DR Holder	Type of outstanding DR (ADRs, GDRs, SDRs, etc.)	Number of shares underlying outstanding DRs	Shares underlying outstanding DRs as a percentage of total number of shares {i.e., Grand Total (A)+(B)+(C) indicated in Statement at para (I)(a) above}
1	N.A.			
2				
3				
TOTAL			0	

