

CLAUSE 36
Introductory sub-table (I)(a)

Name of the Company: SAVERA INDUSTRIES LIMITED			
Scrip Code, Name of the scrip, class of security: 512634			
Quarter ended: 31st DECEMBER, 2014			
Partly paid-up shares:-	No. of partly paid-up shares	As a % of total no. of partly paid-up shares	As a % of total no. of shares of the company
Held by promoter/promoter group	NIL	NIL	NIL
Held by public	NIL	NIL	NIL
	NIL	NIL	NIL
Total	NIL	NIL	NIL
Outstanding convertible securities:-	No. of outstanding securities	As a % of total no. of outstanding convertible securities	As a % of total no. of shares of the company, assuming full conversion of the convertible securities
Held by promoter/promoter group	NIL	NIL	NIL
Held by public	NIL	NIL	NIL
	NIL	NIL	NIL
Total	NIL	NIL	NIL
Warrants:-	No. of warrants	As a % of total no. of warrants	As a % of total no. of shares of the company, assuming full conversion of warrants
Held by promoter/promoter group	NIL	NIL	NIL
Held by public	NIL	NIL	NIL
	NIL	NIL	NIL
Total	NIL	NIL	NIL
Total paid-up capital of the company, assuming full conversion of warrants and convertible securities	11928000		

For SAVERA INDUSTRIES LIMITED


N.S. MOHAN
 Company Secretary

Statement Showing Shareholding Pattern as on 31-Dec-2014


Category code	Category of Shareholder	Number of Shareholders	Table (I)(a)		Total shareholding as a percentage of total number of shares		Shares Pledged or otherwise encumbered	
			Total number of shares	Number of shares held in dematerialized form	As a percentage of (A+B) ¹	As a percentage of (A+B+C)	Number of shares	As a percentage
			(IV)	(V)	(VI)	(VII)	(VIII)	(IX) = (VIII)/(IV)*100
(A)	Shareholding of Promoter and Promoter Group							
1	Indian							
(a)	Individuals/ Hindu Undivided Family							
		6	1801460	1801460	15.10	15.10	0	0
(b)	Central Government/ State Government(s)	0	0	0	0.00	0.00	0	0
(c)	Bodies Corporate	4	1043033	1043033	8.74	8.74	0	0
(d)	Financial Institutions/ Banks	0	0	0	0.00	0.00	0	0
(e)	Any Others(Specify)				0.00	0.00	0	0
(e-i)	Directors & their relatives	4	4424272	4424272	37.09	37.09	0	0
					0.00	0.00	0	0
	Sub Total(A)(1)	14	7268765	7268765	60.94	60.94	0	0.00
2	Foreign							
a	Individuals (Non-Residents Individuals/ Foreign Individuals)	0	0	0	0.00	0.00	0	0
b	Bodies Corporate	0	0	0	0.00	0.00	0	0
c	Institutions	0	0	0	0.00	0.00	0	0
d	Qualified Foreign Investor	0	0	0	0.00	0.00	0	0
e	Any Others(Specify)	0	0	0	0.00	0.00	0	0
e-i		0	0	0	0.00	0.00	0	0
e-ii		0	0	0				
	Sub Total(A)(2)	0	0	0	0.00	0.00	0	0
	Total Shareholding of Promoter and	14	7268765	7268765	60.94	60.94	0	0.00

For SAVERA INDUSTRIES LIMITED


N.S. MOHAN
 Company Secretary

2	Non-institutions								
(a)	Bodies Corporate	126	685435	678435	5.75	5.75	NA	NA	
(b)	Individuals				0.00	0.00	NA	NA	
I	Individuals - i. Individual shareholders holding nominal share capital up to Rs 1 lakh	5934	1634928	1012836	13.71	13.71	NA	NA	
II	ii. Individual shareholders holding nominal share capital in excess of Rs. 1 lakh.	34	1557508	1541108	13.06	13.06	NA	NA	
(c)	Qualified Foreign Investor	0	0	0	0.00	0.00	NA	NA	
(d)	Any Other (specify)				0.00	0.00	NA	NA	
(d-i)	Clearing Member	16	6325	6325	0.05	0.05	NA	NA	
(d-ii)	Hindu Undivided Families	123	765502	765502	6.42	6.42	NA	NA	
(d-iii)	Non Resident Indians	22	9537	9537	0.08	0.08	NA	NA	
	Sub-Total (B)(2)	6255	4659235	4013743	39.06	39.06			
(B)	Total Public Shareholding (B)= (B)(1)+(B)(2)	6255	4659235	4013743	39.06	39.06			
	TOTAL (A)+(B)	6269	11928000	11282508	100.00	100.00			
(C)	Shares held by Custodians and against which Depository Receipts have been issued								
1	Promoter and Promoter Group	0	0	0	0.00	0.00	NA	NA	
2	Public	0	0	0	0.00	0.00	NA	NA	
	Sub-Total (C)	0	0	0	0.00	0	NA	NA	
	GRAND TOTAL (A)+(B)+(C)	6269	11928000	11282508	100.00	100.00			

For SAVERA INDUSTRIES LIMITED


N.S. MOHAN
Company Secretary

(1)(b) Statement showing holding of securities (including shares, warrants, convertible securities) of persons belonging to the category "Promoter and Promoter Group"

Sr. No.	Name of the shareholder	Details of Shares held as on 31.12.2014		Encumbered shares (*)			Details of warrants		Details of convertible securities		Total shares (including underlying shares assuming full conversion of warrants and convertible securities) as a % of diluted share capital
		Number of shares held	As a % of grand total (A)+(B)+(C)	No.	As a percentage	As a % of grand total (A)+(B)+(C) of sub-clause (1)(a)	Number of warrants held	As a % total number of warrants of the same class	Number of convertible securities held	As a % total number of convertible securities of the same class	
(i)	(ii)	(iii)	(iv)	(v)	(vi)=(v)/(iii)*100	(vii)	(viii)	(ix)	(x)	(xi)	(xii)
1	A.Priyamvatha	687600	5.76	0.00	0.00	0.00	0.00	0.00	0.00	0.00	5.76
2	A.Shravya	204100	1.71	0.00	0.00	0.00	0.00	0.00	0.00	0.00	1.71
3	A.Ritika	291760	2.45	0.00	0.00	0.00	0.00	0.00	0.00	0.00	2.45
4	Tarun Reddy A	432800	3.63	0.00	0.00	0.00	0.00	0.00	0.00	0.00	3.63
5	A.Nina Reddy	2095812	17.57	0.00	0.00	0.00	0.00	0.00	0.00	0.00	17.57
6	A.Ravikumar Reddy	1603840	13.45	0.00	0.00	0.00	0.00	0.00	0.00	0.00	13.45
7	A.Nivruti	291820	2.45	0.00	0.00	0.00	0.00	0.00	0.00	0.00	2.45
8	Shyam Enterprises Private Ltd	273400	2.29	0.00	0.00	0.00	0.00	0.00	0.00	0.00	2.29
9	Ruchi Agro Products Pvt Ltd	430740	3.61	0.00	0.00	0.00	0.00	0.00	0.00	0.00	3.61
10	Amaravathi Restaurants Pvt Ltd	134508	1.13	0.00	0.00	0.00	0.00	0.00	0.00	0.00	1.13
11	Amaravathi Restaurants Pvt Ltd	204385	1.71	0.00	0.00	0.00	0.00	0.00	0.00	0.00	1.71
12	A.Revathi	18000	0.15	0.00	0.00	0.00	0.00	0.00	0.00	0.00	0.15
13	A.H.V.P.Sidhu	300000	2.52	0.00	0.00	0.00	0.00	0.00	0.00	0.00	2.52
14	Vasuprada A	300000	2.52	0.00	0.00	0.00	0.00	0.00	0.00	0.00	2.52
TOTAL		7268765	60.94	0	0.00	0.00	0	0.00	0	0.00	60.94

(*) The term "encumbrance" has the same meaning as assigned to it in regulation 28(3) of the SAST Regulations, 2011

For SAVERA INDUSTRIES LIMITED


N.S. MOHAN
Company Secretary

(I)(c)(i) Statement showing holding of securities (including shares, warrants, convertible securities) of persons belonging to the category "Public" and holding more than 1% of the total number of shares

Sr. No.	Name of the shareholder	Number of shares held	Shares as a percentage of total number of shares (i.e., Grand Total (A)+(B)+(C) indicated in Statement at para (I)(a) above)	Details of warrants		Details of convertible securities		Total shares (including underlying shares assuming full conversion of warrants and convertible securities) as a % of diluted share capital
				Number of warrants held	As a % total number of warrants of the same class	Number of convertible securities held	% w.r.t total number of convertible securities of the same class	
1	Zaki Abbas Nasser	240000	2.01	0	0	0	0	2.01
2	A.Rajasekhara Reddy	344480	2.89	0	0	0	0	2.89
3	Lalit Modi	702280	5.89	0	0	0	0	5.89
4	LOK Prakashan Ltd	226000	1.89	0	0	0	0	1.89
TOTAL		1512760	12.68	-	-	-	-	12.68


For SAVERA INDUSTRIES LIMITED


N.S. MOHAN
Company Secretary

(I)(c)(ii) Statement showing holding of securities (including shares, warrants, convertible securities) of persons (together with PAC) belonging to the category "Public" and holding more than 5% of the total number of shares of the company

Sr. No.	Name(s) of the shareholder(s) and the Persons Acting in Concert (PAC) with them	Number of shares	Shares as a percentage of total number of shares {i.e., Grand Total (A)+(B)+(C) indicated in Statement at para (I)(a) above}	Details of warrants		Details of convertible securities		Total shares (including underlying shares assuming full conversion of warrants and convertible securities) as a % of diluted share capital
				Number of warrants	As a % total number of warrants of the same class	Number of convertible securities held	% w.r.t total number of convertible securities of the same class	
1	Lalit Modi	702280	5.89	0	0	0	0	5.89
TOTAL		702280	5.89	0	0	0	0	5.89

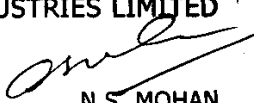
For SAVERA INDUSTRIES LIMITED


N.S. MOHAN
 Company Secretary

(I)(d) Statement showing details of locked-in shares

Sr. No.	Name of the shareholder	Number of locked-in shares	Locked-in shares as a percentage of total number of shares {i.e., Grand Total (A)+(B)+(C) indicated in Statement at para (I)(a) above}
1	NIL		0.00
2			0.00
3			0.00
4			0.00
5			0.00
6			0.00
7			0.00
8			0.00
9			0.00
TOTAL		0	0.00

For SAVERA INDUSTRIES LIMITED


N.S. MOHAN
Company Secretary

(II)(a) Statement showing details of Depository Receipts (DRs)

Sr. No.	Type of outstanding DR (ADRs, GDRs, SDRs, etc.)	Number of outstanding DRs	Number of shares underlying outstanding DRs	Shares underlying outstanding DRs as a percentage of total number of shares {i.e., Grand Total (A)+(B)+(C) indicated in Statement at para (I)(a) above}
1	NIL			0.00
2				0.00
3				0.00
4				0.00
5				0.00
6				0.00
7				0.00
8				0.00
9				0.00
TOTAL		0	0	0.00

For SAVERA INDUSTRIES LIMITED


N.S. MOHAN
Company Secretary

