



REF: SPIL/SEC/2015

DATE: JANUARY 21, 2015

To,

The Department of Corporate Services,
BSE Limited,
25th Floor, P.J. Towers,
Dalal Street,
Mumbai-400 001

The Company Secretary,
MPSE,
Palika Plaza, MTH Compound,
Indore-452001

Dear Sir/Mam,

Sub: Revised Shareholding Pattern under Clause 35 for the Quarter Ended December 31, 2014.

With reference to the above subject, please find attached herewith the revised Shareholding Pattern for the quarter ended December 31, 2014. As, 15,00,000 Nos. Compulsory Convertible Preference Shares ("CCPS") issued to AFHoldings which will convert into 16, 36,363 Nos. Equity Shares was forgot to be taken while calculating outstanding convertible securities.

This is for your kind information and record please.

Thanking you,


Yours faithfully,

For Shakti Pumps (I) Limited,


Manoj Maheshwari
Company Secretary
ACS-24368

SHAKTI PUMPS (I) LTD.

	Introductory sub-table (I)(a)		
Name of the Company:	SHAKTI PUMPS INDIA LIMITED		
Scrip Code, Name of the scrip, class of security:	531431		
Quarter ended:	31/12/2014		
Partly paid-up shares:-	No. of partly paid-up shares	As a % of total no. of partly paid-up shares	As a % of total no. of shares of the company
Held by promoter/promoter group	NIL	NIL	NIL
Held by public	NIL	NIL	NIL
Total - D	NIL	NIL	NIL
Outstanding convertible securities:-	No. of outstanding securities	As a % of total no. of outstanding convertible securities	As a % of total no. of shares of the company, assuming full conversion of the convertible securities
Held by promoter/promoter group	NIL	NIL	NIL
Held by public	1636363	100	NIL
Total - E	1636363	100	8.9
Warrants:-	No. of warrants	As a % of total no. of warrants	As a % of total no. of shares of the company, assuming full conversion of warrants
Held by promoter/promoter group	750000	100	4.48
Held by public	NIL	NIL	NIL
Total - F	750000	100	4.48
Total paid-up capital of the company, assuming full conversion of warrants and convertible securities	18380156		




Statement Showing Shareholding Pattern

Company Name: SHAKTI PUMPS INDIA LIMITED								
Category code	Category of Shareholder	Table (I)(a)						
		Number of Shareholders	Total number of shares	Number of shares held in dematerialized form	Total shareholding as a percentage of total number of shares		Shares Pledged or otherwise encumbered	
					As a percentage of (A+B)1	As a percentage of (A+B+C)	Number of shares	As a percentage
(I)	(II)	(III)	(IV)	(V)	(VI)	(VII)	(VIII)	(IX)= (VIII)/(IV) *100
(A)	Shareholding of Promoter and Promoter Group							
1	Indian							
(a)	Individuals/ HUF	0	0	0	0.00	0.00	0	0.00
(b)	Central Govt./ State Govt.(s)	0	0	0	0.00	0.00	0	0.00
(c)	Bodies Corporate	1	37500	37500	0.23	0.23	0	0.00
(d)	Financial Institutions/ Banks	0	0	0	0.00	0.00	0	0.00
(e)	Any Others(Specify)							
(e-i)	Directors Relatives	6	2516000	1766000	15.73	15.73	1167600	46.41
(e-ii)	Directors	2	5083688	5083688	31.79	31.79	2966000	58.34
	Sub Total(A)(1)	9	7637188	6887188	47.75	47.75	4133600	54.12
2	Foreign							
a	Individuals (NRI/Foreign Individuals)	0	0	0	0.00	0.00	0	0.00
b	Bodies Corporate	0	0	0	0.00	0.00	0	0.00
c	Institutions	0	0	0	0.00	0.00	0	0.00
d	Qualified Foreign Investor	0	0	0	0.00	0.00	0	0.00
e	Any Others(Specify)	0	0	0	0.00	0.00	0	0.00
	Sub Total(A)(2)	0	0	0	0.00	0.00	0	0.00
	Total Shareholding of Promoter and Promoter Group (A)= (A)(1)+(A)(2)	9	7637188	6887188	47.75	47.75	4133600	54.12



(B)	Public shareholding							
1	Institutions							
(a)	Mutual Funds/ UTI	3	911852	911852	5.70	5.70	0	0.00
(b)	Financial Institutions / Banks	0	0	0	0.00	0.00	0	0.00
(c)	Central Government/ State Government(s)	0	0	0	0.00	0.00	0	0.00
(d)	Venture Capital Funds	0	0	0	0.00	0.00	0	0.00
(e)	Insurance Companies	0	0	0	0.00	0.00	0	0.00
(f)	Foreign Institutional Investors	3	53615	53615	0.34	0.34	0	0.00
(g)	Foreign Venture Capital Investors	0	0	0	0.00	0.00	0	0.00
(h)	Qualified Foreign Investor	0	0	0	0.00	0.00	0	0.00
(i)	Any Other (specify)	0	0	0	0.00	0.00	0	0.00
	Sub-Total (B)(1)	6	965467	965467	6.04	6.04	0	0.00
B 2	Non-institutions							
(a)	Bodies Corporate	431	3539941	3539941	22.13	22.13	0	0.00
(b)	Individuals							
I	Ind-Hold nominal shr capital upto Rs.1L	9441	2726617	2646909	17.05	17.05	0	0.00
II	Ind-Hold nominal shr capital in excess of Rs.1L	37	880483	855683	5.51	5.51	0	0.00
(c)	Qalified Foregin Investor	0	0	0	0.00	0.00	0	0.00
(d)	Any Other (specify)							
(d-i)	Others	0	0	0	0.00	0.00	0	0.00
(d-ii)	Clearing member	76	35524	35524	0.22	0.22	0	0.00
(d-iii)	NRIs	196	208573	208573	1.30	1.30	0	0.00
(d-iv)	NRI Corp Bodies	0	0	0	0.00	0.00	0	0.00
(d-v)	Foreign Corp Bodies (Including FDI)	0	0	0	0.00	0.00	0	0.00
(d-vi)	Customers	0	0	0	0.00	0.00	0	0.00
(d-vii)	Suppliers	0	0	0	0.00	0.00	0	0.00
(d-viii)	Foreign Nationals	0	0	0	0.00	0.00	0	0.00
(d-ix)	Trusts	0	0	0	0.00	0.00	0	0.00
(d-x)	Foreign (Promoters)	0	0	0	0.00	0.00	0	0.00
(d-xi)	Directors	0	0	0	0.00	0.00	0	0.00
(d-xii)	Directors Relatives	0	0	0	0.00	0.00	0	0.00
(d-xiii)	Foreign Individuals (Including FDI)	0	0	0	0.00	0.00	0	0.00




	Sub-Total (B)(2)	10181	7391138	7286630	46.21	46.21	0	0.00
(B)	Total Public Shareholding (B)= (B)(1)+(B)(2)	10187	8356605	8252097	52.25	52.25	0	0.00
	TOTAL (A)+(B)	10196	15993793	15139285	100.00	100.00	4133600	25.85
(C)	Shares held by Custodians and against which Depository Receipts have been issued							
1	Promoter and Promoter Group	0	0	0	0.00	0.00	0	0.00
2	Public -	0	0	0	0.00	0.00	0	0.00
	Sub-Total (C)	0	0	0	0.00	0.00	0	0.00
GRAND TOTAL (A)+(B)+(C)		10196	15993793	15139285	100.00	100.00	4133600	25.85




(I)(b) Statement showing holding of securities (including shares, warrants, convertible securities) of persons belonging to the											
category "Promoter and Promoter Group"											
Sr. No.	Name of the shareholder	Details of Shares held		Encumbered shares (*)			Details of warrants		Details of convertible securities		Total shares (including underlying shares assuming full conversion of warrants and convertible securities) as a % of diluted share capital
		Number of shares held	As a % of grand total (A) +(B) +(C)	No.	As a percentage	As a % of grand total (A)+(B)+(C) of sub-clause (I)(a)	Number of warrants held	As a % Total Number of warrants of the same Class	Number of convertible securities held	As a % Total Number of convertible securities of the same Class	
(I)	(II)	(III)	(IV)	(V)	(VI)	(VII)	(VIII)	(IX)	(X)	(XI)	(XII)
1	AISHWARYA PATIDAR	385400	2.41	277600	72.03	1.74	0	0.00	0	0.00	2.10
2	ANKIT PATIDAR	750000	4.69	0	0.00	0.00	750000	100.00	0	0.00	8.16
3	DINESH PATIDAR	3521488	22.02	1960000	55.66	12.25	0	0.00	0	0.00	19.16
4	GEETA PATIDAR	610800	3.82	444000	72.69	2.78	0	0.00	0	0.00	3.32
5	INDIRA PATIDAR	334000	2.09	170000	50.90	1.06	0	0.00	0	0.00	1.82
6	PALLAVI PATIDAR	341800	2.14	182000	53.25	1.14	0	0.00	0	0.00	1.86
7	SEEMA PATIDAR	94000	0.59	94000	100.00	0.59	0	0.00	0	0.00	0.51
8	SUNIL PATIDAR	1562200	9.77	1006000	64.40	6.29	0	0.00	0	0.00	8.50
9	VINTEX TOOLS PRIVATE LIMITED	37500	0.23	0	0.00	0.00	0	0.00	0	0.00	0.20
	TOTAL	7637188	47.75	4133600	54.12	25.85	750000	100.00	0	0.00	45.63

(*) The term "encumbrance" has the same meaning as assigned to it in regulation 28(3) of the SAST Regulations, 2011




(I)(c)(i) Statement showing holding of securities (including shares, warrants, convertible securities) of persons belonging to the category "Public" and holding more than 1% of the total number of shares								
Sr. No.	Name of the shareholder	Number of shares held	Shares as a percentage of total number of shares {i.e., Grand Total (A)+(B)+(C) indicated in Statement at para (I)(a) above}	Details of warrants		Details of		Total shares (including underlying shares assuming full Conversion of warrants and convertible securities) as a % of diluted share capital
				Number of warrants held	As a % Total Number of warrants of the same Class	Number of convertible securities held	As a % Total Number of convertible securities of the same Class	
1	FRANKLIN INDIA SMALLER COMPANIES FUND	411852	2.58	0	0.00	0	0.00	2.24
2	FRANKLIN TEMPLETON MUTUAL FUND A/C FRANK	400000	2.50	0	0.00	0	0.00	2.18
3	M L SECURITIES AND FINANCE PRIVATE LIMIT	1791769	11.20	0	0.00	0	0.00	9.75
4	RAJAL SECURITIES PRIVATE LIMITED	463400	2.90	0	0.00	0	0.00	2.52
5	VINAY SECURITIES PRIVATE LIMITED	363000	2.27	0	0.00	0	0.00	1.97
6	AFHoldings	0	0.00	0	0.00	1636363	100.00	8.90
	TOTAL	3430021	21.44	0	0.00	1636363	100.00	27.56



(I)(c)(ii) Statement showing holding of securities (including shares, warrants, convertible securities) of persons (together with PAC) belonging to the category "Public" and holding more than 5% of the total number of shares of the company.								
Sr. No.	Name(s) of the shareholder(s) and the Persons Acting in Concert (PAC) with them	Number of shares	Shares as a percentage of total number of shares {i.e., Grand Total (A)+(B)+(C) indicated in Statement at	Details of warrants		Details of convertible		Total shares (including underlying shares assuming full Conversion of warrants and convertible securities) as a %
				Number of warrants	As a % Total Number of warrants of the same Class	Number of convertible securities held	% w.r.t Total Number of convertible securities of the same Class	
1	M L SECURITIES AND FINANCE PRIVATE LIMITED	1791769	11.20	0	0.00	0	0.00	9.75
2	AFHoldings	0	0.00	0	0.00	1636363	100.00	8.90
	TOTAL	1791769	11.20	0	0.00	1636363	100.00	18.65



(I)(d) Statement showing details of locked-in shares				
Sr. No.	Name of the shareholder	Number of locked-in shares	Locked-in shares as a percentage of total number of shares {i.e., Grand Total (A)+(B)+(C) indicated in Statement at para (I)(a) above}	Promoter / Promoter Group / Public
1	ANKIT PATIDAR	750000	4.69	Promoter / Promoter Group
	TOTAL	750000	4.69	



(II)(a) Statement showing details of Depository Receipts (DRs)				
Sr. No.	Type of outstanding DR (ADRs, GDRs, SDRs, etc.)	Number of outstanding DRs	Number of shares underlying outstanding DRs	Shares underlying outstanding DRs as a percentage of total number of shares {i.e., Grand Total (A)+(B)+(C) indicated in Statement at para (I)(a) above}
1		0	0	0
	TOTAL	0	0	0



(II)(b) Statement showing holding of Depository Receipts (DRs), where underlying shares held				
by 'promoter/promoter group' are in excess of 1% of the total number of shares				
Sr. No.	Name of the DR Holder	Type of outstanding DR (ADRs, GDRs, SDRs, etc.)	Number of shares underlying outstanding DRs	Shares underlying outstanding DRs as a percentage of total number of shares {i.e., Grand Total (A)+(B)+(C) indicated in Statement at para (I)(a) above}
1		0	0	0
	TOTAL	0	0	0

