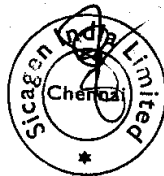


**SHAREHOLDING PATTERN - AS PER CLAUSE 35 OF THE LISTING AGREEMENT**


**(I)(a) Statement showing Shareholding Pattern**

Name of the Company : Sicagen India Limited  
 Scrip Code, Name of the Scrip, Class of Security : 533014, SICAGEN, Equity Shares  
 As on : 31-12-2014

Partly paid-up shares	No. of Partly paid up shares	As a % of total no. of partly paid up shares	As a % of total no. of shares of the Company
Held by Promoter/Promoter group	Nil	Nil	Nil
Held by Public	Nil	Nil	Nil
<b>Total</b>	Nil	Nil	Nil
Outstanding convertible securities	No. of outstanding securities	As a % of total no. of outstanding convertible securities	As a % of total no. of shares of the Company, assuming full conversion of the convertible securities
Held by Promoter/Promoter group	Nil	Nil	Nil
Held by Public	Nil	Nil	Nil
<b>Total</b>	Nil	Nil	Nil
Warrants	No. of Warrants	As a % of total no. of Warrants	As a % of total no. of shares of the Company, assuming full conversion of Warrants
Held by Promoter/Promoter group	Nil	Nil	Nil
Held by Public	Nil	Nil	Nil
<b>Total</b>	Nil	Nil	Nil
<b>Total paid up capital of the Company, assuming full conversion of warrants and convertible securities</b>	39571684		



Category Code	Category of Shareholder	Number of Shareholders	Total number of shares held	Number of shares held in demat form	Total shareholding as a percentage of total number of shares		Number of shares otherwise encumbered (IX)=(VIII)/(V)*100	As a percentage of (X)=(VIII)/(V)*100
					As % of (A+B) (VI)	As % of (A+B+C) (VII)		
(A)	Shareholding of promoter and promoter group	(III)	(IV)	(V)	(VI)	(VII)		
(1)	Indian							
(a)	Individuals / Hindu Undivided Family	3	616657	616657	1.5583	1.5583	Nil	Nil
(b)	Central Government / State Government (nfo)	0	0	0	0.000	0.000	Nil	Nil
(c)	Bodies Corporate	8	1276632	1276632	3.2261	3.2261	Nil	Nil
(d)	Financial Institutions / Banks	0	0	0	0.000	0.000	Nil	Nil
(e)	Any other	0	0	0	0.000	0.000	Nil	Nil
	Sub-Total (A)(1)	11	1893289	1893289	4.7845	4.7845	Nil	Nil
(2)	Foreign							
(a)	Individuals (Non-Resident Individual / Foreign Individuals)	3	48838	48838	0.1234	0.1234	Nil	Nil
(b)	Bodies Corporate	2	14676751	14676751	37.0890	37.0890	Nil	Nil
(c)	Institutions	0	0	0	0.000	0.000	Nil	Nil
(d)	Any other [Specify]	0	0	0	0.000	0.000	Nil	Nil
	Sub-Total (A)(2)	5	14725589	14725589	37.2124	37.2124	Nil	Nil
	Total shareholding of Promoter and Promoter Group (A)=(A)(1)+(A)(2)	16	16618878	16618878	41.9969	41.9969	Nil	Nil
(B)	Public Shareholding							
(1)	Institutions							
(a)	Mutual Funds / UTI	5	1411	1311	0.0036	0.0036	NA	NA
(b)	Financial Institutions / Banks	16	171052	668	0.4323	0.4323	NA	NA
(c)	Central Government / State Government (nfo)	1	334	334	0.0008	0.0008	NA	NA
(d)	Venture Capital Funds	0	0	0	0.000	0.000	NA	NA
(e)	Insurance Companies	2	67770	67770	0.1713	0.1713	NA	NA
(f)	Foreign Institutional Investors	4	4909233	4909233	12.4061	12.4061	NA	NA
(g)	Foreign Venture Capital Investors	0	0	0	0.000	0.000	NA	NA
(h)	Any other	0	0	0	0.000	0.000	NA	NA
	Sub-Total (B)(1)	28	5149896	4979406	13.0141	13.0141	NA	NA
(2)	Non-institutions							
(a)	Bodies Corporate	505	5208904	5147395	13.1632	13.1632	NA	NA
(b)	Individuals - i. Individual shareholders holding nominal share capital upto Rs. Lakh ii. Individual shareholders holding non-nominal share capital in excess of Rs. Lakh	41628 129	7263301 443861	6112186 4402351	18.3548 11.2160	18.3548 11.2160	NA	NA
(c)	Any other - Truists Clearing Members Non-Resident Indians Hindu Undivided Families	3 39 212 560	2052 21991 383338 484769	2052 21991 377566 484735	0.0052 0.0556 0.9692 1.2250	0.0052 0.0556 0.9692 1.2250	NA	NA
	Sub-Total (B)(2)	43076	17802916	16548178	44.9890	44.9890	NA	NA
	Total Public Shareholding (B) = (B) 1+(B)(2)	43120	22952906	21527584	58.0031	58.0031	NA	NA
(C)	Shares held by Custodians and Agents which Depository Receipts have been issued	0	0	0	NA	0.000	NA	NA
(1)	Promoter and Promoter Group	0	0	0	0.000	0.000	NA	NA
(2)	Public Shareholding	43120	39571684	38164462	100.0000	100.0000	NA	NA
	GRAND TOTAL (A)+(B)+(C)	43120	39571684	38164462	100.0000	100.0000	NA	NA



(LXb) Statement showing holdings of securities (including shares, warrants, convertible securities) of persons belonging to the category "Promoter and Promoter Group."


Sl. No.	Name of the shareholder	Details of shares held			Encumbered shares			Details of Warrants			Details of Convertible securities			Total shares (including underlying shares assuming full conversion of warrants and convertible securities as a % of diluted share capital)	
		Number of shares held	As a % of grand total (A)+(B)+(C)	Number of shares held	As a % of grand total (A)+(B)+(C)	Number of sub class (D)	As a % of grand total (A)+(B)+(C)	Number of Warrants held	As a % of total Warrants of the same class	As a % of total number of warrants of the same class	Number of Convertible securities held	As a % of total Convertible securities of the same class	Number of convertible securities held		% w.r.t total number of convertible securities of the same class
1	Ranford Investments Ltd	7400649	18.7019	0	0.000	0.000	0.000	0.000	0.000	0.000	0.000	0.000	0.000	0.000	18.7019
2	Dermody Investments Ltd	7276102	18.3871	0	0.000	0.000	0.000	0.000	0.000	0.000	0.000	0.000	0.000	0.000	18.3871
3	Southern Petrochemical Industries Corpn. Ltd	577681	1.4598	0	0.000	0.000	0.000	0.000	0.000	0.000	0.000	0.000	0.000	0.000	1.4598
4	ACM Educational Foundation	572043	1.4456	0	0.000	0.000	0.000	0.000	0.000	0.000	0.000	0.000	0.000	0.000	1.4456
5	ACM Educat	427300	1.0707	0	0.000	0.000	0.000	0.000	0.000	0.000	0.000	0.000	0.000	0.000	1.0707
6	SPIC Group Comp Employee Welfare Foun n.	16250	0.0411	0	0.000	0.000	0.000	0.000	0.000	0.000	0.000	0.000	0.000	0.000	0.0411
7	SPIC Officers & Staff Welfare Foun n.	16250	0.0411	0	0.000	0.000	0.000	0.000	0.000	0.000	0.000	0.000	0.000	0.000	0.0411
8	Muthiah A.C	153838	0.3888	0	0.000	0.000	0.000	0.000	0.000	0.000	0.000	0.000	0.000	0.000	0.3888
9	Steel Logistics Ltd	50000	0.1264	0	0.000	0.000	0.000	0.000	0.000	0.000	0.000	0.000	0.000	0.000	0.1264
10	The Express Carriers Ltd	44200	0.1117	0	0.000	0.000	0.000	0.000	0.000	0.000	0.000	0.000	0.000	0.000	0.1117
11	Ashwin C Muthiah	24534	0.0620	0	0.000	0.000	0.000	0.000	0.000	0.000	0.000	0.000	0.000	0.000	0.0620
12	Ashwin C Muthiah	13534	0.0337	0	0.000	0.000	0.000	0.000	0.000	0.000	0.000	0.000	0.000	0.000	0.0337
13	A.C Muthiah	39062	0.0977	0	0.000	0.000	0.000	0.000	0.000	0.000	0.000	0.000	0.000	0.000	0.0977
14	Vidit Ashwin Muthiah	59092	0.0177	0	0.000	0.000	0.000	0.000	0.000	0.000	0.000	0.000	0.000	0.000	0.0177
15	ACM Medical Foundation	109	0.0003	0	0.000	0.000	0.000	0.000	0.000	0.000	0.000	0.000	0.000	0.000	0.0003
16	South India Travels Pvt Ltd	99	0.0003	0	0.000	0.000	0.000	0.000	0.000	0.000	0.000	0.000	0.000	0.000	0.0003
	<b>TOTAL</b>	<b>16618878</b>	<b>41.9999</b>	<b>0</b>	<b>0.000</b>	<b>0.000</b>	<b>0.000</b>	<b>0.000</b>	<b>0.000</b>	<b>0.000</b>	<b>0.000</b>	<b>0.000</b>	<b>0.000</b>	<b>0.000</b>	<b>41.9999</b>

(LXIc) Statement showing holding of securities (including shares, warrants, convertible securities) of persons belonging to the category "Public" and holding more than 1% of the total number of shares

Sl. No.	Name of the shareholder	Number of Shares	Shares as a percentage of total number of shares i.e. grand total (A)+(B)+(C) indicated in statement at para (I)(a) above	Details of Warrants			Details of Convertible securities			Total shares (including underlying shares assuming full conversion of warrants and convertible securities as a % of diluted share capital)
				Number of Warrants held	As a % of total number of warrants of the same class	As a % of total number of Warrants	Number of Convertible securities held	As a % of total Convertible securities of the same class	% w.r.t total number of convertible securities of the same class	
1	Twinklfield Consultants Private Ltd	3148810	7.9572	0.000	0.000	0.000	0.000	0.000	0.000	7.9572
2	Passage To India Master Fund Ltd	1919900	4.8517	0.000	0.000	0.000	0.000	0.000	0.000	4.8517
3	Davos International Fund	1545000	3.9043	0.000	0.000	0.000	0.000	0.000	0.000	3.9043
4	Sparrow Asia Diversifd Opportunities Fund	750000	1.8953	0.000	0.000	0.000	0.000	0.000	0.000	1.8953
5	Mercantile Ventures L. Limited	465423	1.1761	0.000	0.000	0.000	0.000	0.000	0.000	1.1761
6	Lemna Diversified Fund	694423	1.7548	0.000	0.000	0.000	0.000	0.000	0.000	1.7548
7	Shard Kanwal Shah	445000	1.1245	0.000	0.000	0.000	0.000	0.000	0.000	1.1245
8	Mahendra Giridharlal	477447	1.2065	0.000	0.000	0.000	0.000	0.000	0.000	1.2065
	<b>TOTAL</b>	<b>9446003</b>	<b>23.8706</b>	<b>0.000</b>	<b>0.000</b>	<b>0.000</b>	<b>0.000</b>	<b>0.000</b>	<b>0.000</b>	<b>23.8706</b>

(LXII) Statement showing holding of securities (including shares, warrants, convertible securities) of persons belonging to the category "Public" and holding more than 5% of the total number of shares of the Company

Sl. No.	Name(s) of the shareholder(s) and the persons Acting in Concert (PAC) with the n	Number of Shares	Shares as a percentage of total number of shares i.e. Grand total (A)+(B)+(C) indicated in statement at para (I)(a) above	Details of Warrants			Details of Convertible securities			Total shares (including underlying shares assuming full conversion of warrants and convertible securities as a % of diluted share capital)
				Number of Warrants held	As a % of total number of warrants of the same class	As a % of total number of Warrants	Number of Convertible securities held	As a % of total Convertible securities of the same class	% w.r.t total number of convertible securities of the same class	
1	Twinklfield Consultants Private Ltd	3148810	7.9572	0.000	0.000	0.000	0.000	0.000	0.000	7.9572
	<b>TOTAL</b>	<b>3148810</b>	<b>7.9572</b>	<b>0.000</b>	<b>0.000</b>	<b>0.000</b>	<b>0.000</b>	<b>0.000</b>	<b>0.000</b>	<b>7.9572</b>



**(II) (d) Statement showing details of locked-in shares**

Sl. No.	Name of the shareholder	Number of Shares	Shares as a percentage of total number of shares [i.e. Grand total (A)+(B)+(C) indicated in statement at para (ix)(a) above]
	Nil	Nil	Nil

**(III)(a) Statement showing details of Depository Receipts (DRs)**

Sl No.	Type of outstanding DR (ADRs, GDRs, SDRs, etc.)	Number of outstanding DRs	Number of Shares underlying outstanding DRs	Shares underlying outstanding DRs as a percentage of total number of shares [i.e. Grand Total (A)+(B)+(C) indicated in statement at para (ix)(a) above]
	Nil	Nil	Nil	Nil

**(III) (b) Statement showing holding of Depository Receipts (DRs) where underlying shares held by "Promoter/Promoter group" are in excess of 1% of the total number of shares**

Sl No.	Name of the DR Holder	Type of outstanding DR (ADRs, GDRs, SDRs, etc.)	Number of Shares underlying outstanding DRs	Shares underlying outstanding DRs as a percentage of total number of shares [i.e. Grand Total (A)+(B)+(C) indicated in statement at para (ix)(a) above]
	Nil	Nil	Nil	Nil

**(III) (a) Statement showing the voting pattern of all the shareholders, if more than one class of shares/securities issued by the issuer**

Not applicable

Date: 12.01.2015  
Place: Chennai

For Sicagen India Limited  
G. Arumugam  
Head Legal & Company Secretary

