



Introductory sub-table 1)(a)

Name of the Company: SILVEROAK COMMERCIAL LIMITED		
Scrip Code : 512197, Name of the scrip : SILVERO, class of security: EQUITY		
Quarter ended: December 2014		
Partly paid-up shares:	AS a % of total no. of shares of the company	
	No. of partly paid-up shares	AS a % of total no. of shares of the company
Held by promoter/promoter group	0	0
Held by public	0	0
Total	0	0
AS a % of total no. of shares of the company, assuming full conversion of the convertible securities		
Outstanding convertible securities:- No. of outstanding securities		
	As a % of total no. of outstanding convertible securities	AS a % of total no. of shares of the company, assuming full conversion of the convertible securities
Held by promoter/promoter group	0	0
Held by public	0	0
Total	0	0
AS a % of total no. of shares of the company, assuming full conversion of warrants		
Warrants:-		
	No. of warrants	AS a % of total no. of shares of the company, assuming full conversion of warrants
Held by promoter/promoter group	0	0
Held by public	0	0
Total	0	0
Total paid-up capital of the company, assuming full conversion of warrants and convertible securities		2750000



Statement Showing Shareholding Pattern

Category code	Category of Shareholder	Table (D)(a)					Shares Pledged or otherwise encumbered	
		Number of Shareholders	Total number of shares	Number of shares held in dematerialized form	Total shareholding as a percentage of total number of shares		Number of shares	As a percentage
					As a percentage of (A+B) ¹	As a percentage of (A+B+C)		
(I)	(II)	(III)	(IV)	(V)	(VI)	(VII)	(VIII)	(IX) = (VIII)/(IV)*100
(A)	Shareholding of Promoter and Promoter Group²							
1	Indian	6	409670	409270	14.90	14.90		0.00
(a)	Individuals/ Hindu Undivided Family				0.00	0.00		0.00
(b)	Central Government/ State Government(s)			0	0.18	0.18		0.00
(c)	Bodies Corporate		5000		0.00	0.00		0.00
(d)	Financial Institutions/ Banks				0.00	0.00		0.00
(e)	Any Others(Specify)				0.00	0.00		0.00
(e-i)					0.00	0.00		0.00
(e-ii)								
		7	414670	409270	15.08	15.08	0	0.00
	Sub Total(A)(1)							
2	Foreign							
a	Individuals (Non-Residents Individuals/ Foreign Individuals)				0.00	0.00		0.00
b	Bodies Corporate				0.00	0.00		0.00
c	Institutions				0.00	0.00		0.00
d	Qualified Foreign Investor				0.00	0.00		0.00
e	Any Others(Specify)				0.00	0.00		0.00
e-i								
e-ii								
	Sub Total(A)(2)	0	0	0	0.00	0.00	0	0.00
	Total Shareholding of Promoter and Promoter Group (A) = (A)(1)+(A)(2)	7	414670	409270	15.08	15.08	0	0.00
(B)	Public shareholding							
1	Institutions							
(a)	Mutual Funds/ UTI				0.00	0.00		0.00



Sr.No	Notes
1	
2	
3	
4	
5	
6	
7	
8	
9	



(1)(b) Statement showing holding of securities (including shares, warrants, convertible securities) of persons belonging to the category "Promoter and Promoter Group"

Sr.	Name of the shareholder	Details of Shares held		Encumbered shares (*)			Details of warrants		Details of convertible securities		Total shares (including underlying shares assuming full conversion of warrants and convertible securities) as a % of diluted share capital
		Number of shares held	As a % of grand total (A)+(B)+(C)	No.	As a percentage (VI)=(V)/(III)*100	As a % of grand total (A)+(B)+(C) of sub-clause (I)(a)	Number of warrants held	As a % total number of warrants of the same class	Number of convertible securities held	As a % total number of convertible securities of the same class	
1	Ashish Ramavatar Sharma	17270	0.63		0.00	0.00		0	0	0	0.63
2	Dhananjay Rajendra Kale	125000	4.55		0.00	0.00		0	0	0	4.55
3	Lalita R Sharma	22000	0.80		0.00	0.00		0	0	0	0.80
4	Prabhakar Sonu Auate	110000	4.00		0.00	0.00		0	0	0	4.91
5	Ramavtar Bhagwandas Sharma	135000	4.91		0.00	0.00		0	0	0	0.01
6	Ramjilal Anantram Sharma	400	0.01		0.00	0.00		0	0	0	0.18
7	Neema Trading Pvt. Ltd.	5000	0.18		0.00	0.00		0	0	0	15.08
TOTAL		414670	15.08	0	0.00	0.00		0	0	0	15.08

(*) The term "encumbrance" has the same meaning as assigned to it in regulation 28(3) of the SAST Regulations, 2011



(D)(c)(i) Statement showing holding of securities (including shares, warrants, convertible securities) of persons belonging to the category "Public" and holding more than 1% of the total number of shares

Sr. No.	Name of the shareholder	Number of shares held	Shares as a percentage of total number of shares (i.e., Grand Total (A)+(B)+(C) indicated in Statement at para (D)(a) above)	Details of warrants		Details of convertible securities		Total shares (including underlying shares assuming full conversion of warrants and convertible securities) as a % of diluted share capital
				Number of warrants held	As a % of total number of warrants of the same class	Number of convertible securities held	% w.r.t total convertible securities of the same class	
1	Chokshi Archana A	45050	1.64	0	0	0	0	1.64
2	Chokshi Atul Chimanlal	135000	4.91	0	0	0	0	4.91
3	Anil Ramdas Patil	97236	3.54	0	0	0	0	3.54
4	Pravin Patil	95500	3.47	0	0	0	0	3.47
5	Lalit Kumar Dangi	100000	3.64	0	0	0	0	3.64
6	Neha Saraf	39495	1.44	0	0	0	0	1.44
7	Purushottam K Saraf	120000	4.36	0	0	0	0	4.36
8	Madhavi Suresh Joshi	40000	1.45	0	0	0	0	1.45
9	Mukund L. Patel huf	40000	1.45	0	0	0	0	1.45
10	Pratulla Nayak	110000	4.00	0	0	0	0	4.00
11	Prakash Harijal Pandya	140000	5.09	0	0	0	0	5.09
12	Santosh Dilip Dhange	213045	7.75	0	0	0	0	7.75
13	Tushar Rangnath Patil	135000	4.91	0	0	0	0	4.91
14	Ram Gopal Ramgarhia huf	39526	1.44	0	0	0	0	1.44
15	Khubchand Bhanwarlal Rathi	455000	16.55	0	0	0	0	16.55
TOTAL		1804852	65.63	0	0	0	0	65.63



(D)(c)(ii) Statement showing holding of securities (including shares, warrants, convertible securities) of persons (together with PAC) belonging to the category "Public" and holding more than 5% of the total number of shares of the company

Sr. No.	Name(s) of the shareholder(s) and the Persons Acting in Concert (PAC) with them	Number of shares	Shares as a percentage of total number of shares {i.e., Grand Total (A)+(B)+(C) indicated in Statement at para (D)(a) above}	Details of warrants		Details of convertible securities		Total shares (including underlying shares assuming full conversion of warrants and convertible securities) as a % of diluted share capital
				Number of warrants	As a % total number of warrants of the same class	Number of convertible securities held	% w.r.t total number of convertible securities of the same class	
1	Khubchand Bhanwarlal Rathi	455000	16.55	0	0	0	0	16.55
2	Prakash Hanilal Pandya	140000	5.09	0	0	0	0	5.09
3	Santosh Dilip Dhange	213045	7.75	0	0	0	0	7.75
	TOTAL	808045	29.38	0	0	0	0	29.38




(D)(d) Statement showing details of locked-in shares

Sr. No.	Name of the shareholder	Number of locked-in shares	Locked-in shares as a percentage of total number of shares (i.e., Grand Total (A)+(B)+(C) indicated in Statement at para (1)(a) above}	Promoter / Promoter Group / Public
1			0.00	
2			0.00	
3			0.00	
4			0.00	
5			0.00	
TOTAL		0	0.00	



(ID)(a) Statement showing details of Depository Receipts (DRs)

Sr. No.	Type of outstanding DR (ADRs, GDRs, SDRs, etc.)	Number of outstanding DRs	Number of shares underlying outstanding DRs	Shares underlying outstanding DRs as a percentage of total number of shares (i.e., Grand Total (A)+(B)+(C) indicated in Statement at para (D)(a) above)
1				0.00
2				0.00
3				0.00
4				0.00
5				0.00
6				0.00
7				0.00
8				0.00
9				
TOTAL		0	0	0.00



(II)(b) Statement showing holding of Depository Receipts (DRs), where underlying shares held by "promoter/promoter group" are in excess of 1% of the total number of shares

Sr. No.	Name of the DR Holder	Type of outstanding DR (ADRs, GDRs, SDRs, etc.)	Number of shares underlying outstanding DRs	Shares underlying outstanding DRs as a percentage of total number of shares (i.e., Grand Total (A)+(B)+(C) indicated in Statement at para (D)(a) above)
1				0.00
2				0.00
3				0.00
4				0.00
5				0.00
6				0.00
7				0.00
8				0.00
9				0.00
			0	0.00
TOTAL				0.00

