

(Ia) Statement Shareholding Pattern


Name of the Company : Simplex Castings Limited

Script Code:


Class of Security:

AS ON : 31st december, 2014

	No. of Partly Paid-up shares	As a % of total no. of Partly paid-up shares	As a % of total no. of shares of the Company
Partly Paid-up shares			
Held by promoter/Promoter group	0		0
Held by public	0		0
Total	0		0
Outstanding convertible securities	No. of Outstanding securities	As a % of total No. of Outstanding convertible securities	As a % of total No. of shares of the company, assuming full conversion of the convertible securities
Held by promoter/Promoter group	0		0
Held by Public	0		0
Total	0		0
Warrants	No. of Warrants	As a % of total no. of warrants	As a % of total No. of shares of the company, assuming full conversion of the convertible securities
Held by promoter/Promoter group	0		0
Held by Public	0		0
Total	0		0
Total paid-up capital of the company, assuming full conversion of warrants and convertible securities			
5984200			



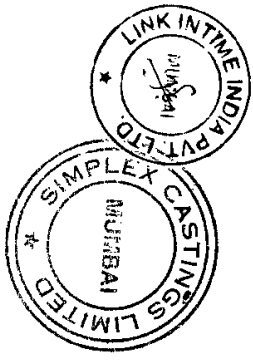
Category code	Category of Shareholder	Number of Shareholders	Simplex Castings Limited		Number of Shares held in dematerialized form	Total Shareholding as a percentage of total number of shares		Number of shares otherwise encumbered)	As a percentage (IX) = (VIII)/(V)*100
			Total number of Shares	(IV)		(VI)	(VII)		
(I)	PROMOTER AND PROMOTER GROUP	(iii)	(V)	(V)	(VI)	(VII)	(VIII)	(IX)	
(A)	INDIAN	16	2973036	2971036	49.68	49.68	0	0	
	INDIVIDUALS / HINDU UNDIVIDED FAMILY	0	0	0	0	0	0	0	
	CENTRAL GOVERNMENT / STATE GOVERNMENT(S)	5	515600	515600	8.62	8.62	0	0	
	BODIES CORPORATE	0	0	0	0	0	0	0	
	FINANCIAL INSTITUTIONS / BANKS	0	0	0	0	0	0	0	
	ANY OTHER (SPECIFY)	0	0	0	0	0	0	0	
	Sub Total	21	3488636	3488636	58.3	58.3	0	0	
(2)	FOREIGN	0	0	0	0	0	0	0	
	INDIVIDUALS (NON-RESIDENT INDIVIDUALS / FOREIGN INDIVIDUALS)	0	0	0	0	0	0	0	
	BODIES CORPORATE	0	0	0	0	0	0	0	
	INSTITUTIONS	0	0	0	0	0	0	0	
	QUALIFIED FORE INVESTOR-CORPORATE	0	0	0	0	0	0	0	
	QUALIFIED FORE INVESTOR-IND	0	0	0	0	0	0	0	
	ANY OTHER (SPECIFY)	0	0	0	0	0	0	0	
	Sub Total	0	0	0	0	0	0	0	
	Total (A)	21	3488636	3488636	58.3	58.3	0	0	
(B)	PUBLIC SHAREHOLDING								
(1)	INSTITUTIONS	1	1600	0	0.03	0.03	0	0	
	MUTUAL FUNDS / UTI	0	0	0	0	0	0	0	
	FINANCIAL INSTITUTIONS / BANKS	0	0	0	0	0	0	0	
	CENTRAL GOVERNMENT / STATE GOVERNMENT(S)	0	0	0	0	0	0	0	
	VENTURE CAPITAL FUNDS	0	0	0	0	0	0	0	
	INSURANCE COMPANIES	0	0	0	0	0	0	0	
	FOREIGN INSTITUTIONAL INVESTORS	0	0	0	0	0	0	0	
	FOREIGN VENTURE CAPITAL INVESTORS	0	0	0	0	0	0	0	
	QUALIFIED FORE INVESTOR-CORPORATE	0	0	0	0	0	0	0	
	QUALIFIED FORE INVESTOR-IND	0	0	0	0	0	0	0	
	Sub Total	1	1600	0	0.03	0.03	0	0	



Simplex Castings Limited

(ii)(b) STATEMENT SHOWING HOLDING OF SECURITIES (INCLUDING SHARES, WARRANTS, CONVERTIBLE SECURITIES) OF PERSONS BELONGING TO THE CATEGORY 'PROMOTER AND PROMOTER GROUP'

Sr. No.	NAME OF THE SHAREHOLDER	NO. OF SHARES HELD	TOTAL SHARES HELD AS A % OF GRAND TOTAL (A)/(B)(C)	No. OF ENGUMBERED SHARES (V)	PERCENTAGE AS A (VI)-(V)/(III)*100	TOTAL ENGUMBERED SHARES AS A % OF GRAND (A)/(B)(C) OF SUB-CLAUSE (iii) (VII)	PAN	Number of warrants held (VIII)	As a % of total number of warrants of the same class (IX)	Number of securities held (X)	As a % of total number of securities convertible of the same class (XI)	Total shares (including underlying shares assuming full conversion of warrants and convertible securities) as a % of diluted share capital (XII)
1	AMRIT ARVIND SHAH	73826	12.2827	0	0	0	AJAP55152J					12.2827
2	PRAKHA SHAH	69680	11.6407	0	0	0	AJCP52073A					11.6407
3	KETAN SHAH	48415	8.0905	0	0	0	AJHP59944A					8.0905
4	KETAN SHAH	50	0.0008	0	0	0						0.0008
5	SHALESH A. SHAH	345963	5.7813	0	0	0	AJAP55108C					5.7813
6	SIM PRAHA ESTATES & TRADING CO.(P) LTD	23750	3.9688	0	0	0	AAAC2P187J					3.9688
7	SIM AMRIT ESTATES AND TRADING CO PVT LTD	22200	3.7098	0	0	0	AAAC31317C					3.7098
8	KETAN SHAH	19990	3.3405	0	0	0	AAAHN8774M					3.3405
9	SHALESH ARVIND SHAH	19460	3.2519	0	0	0	AAAHN8774M					3.2519
10	MONICA SHALESH SHAH	160126	2.6758	0	0	0	AAHHS2443B					2.6758
11	HEM HOLDINGS AND TRADING LIMITED	45700	0.7637	0	0	0	AMZPS1030R					0.7637
12	HEM HOLDINGS AND TRADING LTD	3000	0.0501	0	0	0	AAACH1347O					0.0501
13	TARULATA HEMANT SHAH	47721	0.7974	0	0	0	AINPS9023N					0.7974
14	ARVIND KUMAR SHAH	46100	0.7704	0	0	0	AVBPS1788D					0.7704
15	LAYSHERE SANJIV HARIA	38500	0.6400	0	0	0	AAHP47784F					0.6400
16	SHALESH ARVIND SHAH	18000	0.3008	0	0	0	AAAGHA1834A					0.3008
17	PRAKHA PLAVATIONS (P.) LTD	7400	0.1237	0	0	0	AAAC25211N					0.1237
18	SHALESH A. SHAH	3000	0.0501	0	0	0	AAAHST225E					0.0501
19	KISAN RATILAL CHOKESEY	2500	0.0418	0	0	0	AAAPR4873G					0.0418
20	SANGEETA KETAN SHAH	200	0.0034	0	0	0	BILPS3441K					0.0034
21	G GOPAL SWAMY	200	0.0033	0	0	0	ADMP57541I					0.0033
Total :		3488538	58.2878	0	0	0						58.2878




Simplex Castings Limited

(I)(C)(I) STATEMENT SHOWING HOLDING OF SECURITIES (INCLUDING SHARES, WARRANTS, CONVERTIBLE SECURITIES) OF PERSONS BELONGING TO THE CATEGORY


'PUBLIC' AND HOLDING MORE THAN 1% OF THE TOTAL NUMBER OF SHARES

SR. NO.	NAME(S) OF THE SHAREHOLDER	NUMBER OF SHARES HELD	TOTAL NUMBER OF SHARES (i.e. GRAND TOTAL (A)+(B)+(C) INDICATED IN STATEMENT AT PARA (I)(a) ABOVE)	NUMBER OF WARRANTS HELD	NUMBER OF WARRANTS OF THE SAME CLASS	NUMBER OF CONVERTIBLE SECURITIES HELD	% W. R. T TOTAL NUMBER OF CONVERTIBLE SECURITIES OF THE SAME CLASS	TOTAL SHARES (INCLUDING UNDERLYING SHARES ASSUMING FULL CONVERSION OF WARRANTS AND CONVERTIBLE SECURITIES) AS A % OF DILUTED SHARE CAPITAL
1	CHANDAN ESTATES TRADING CO. (P) LTD	81165	1,35,693					
2	JNJ HOLDINGS PVT. LTD.	78363	1,30,96					
3	UMA SHANKER	68257	1,14,06					
Total :		227785	3,80,64					



Simplex Castings Limited


(i)(c)(ii) STATEMENT SHOWING HOLDING OF SECURITIES (INCLUDING SHARES, WARRANTS, CONVERTIBLE SECURITIES) OF PERSONS (TOGETHER WITH PAC) BELONGING TO THE CATEGORY 'PUBLIC AND HOLDING MORE THAN 5% OF THE TOTAL NUMBER OF SHARES OF THE COMPANY'									
SR. NO.	NAME(S) OF THE SHAREHOLDER(S) AND THE PERSONS ACTING IN CONCERT(PAC) WITH THEM	NUMBER OF SHARES	SHARES AS A PERCENTAGE OF TOTAL NUMBER OF SHARES (i.e. GRAND TOTAL (A)/(B)*(C) INDICATED IN STATEMENT AT PARA (i)(e) ABOVE]	PAN	NUMBER OF WARRANTS HELD	AS A % TOTAL NUMBER OF WARRANTS OF THE SAME CLASS	NUMBER OF CONVERTIBLE SECURITIES HELD	% W. R.T. TOTAL NUMBER OF CONVERTIBLE SECURITIES OF THE SAME CLASS	TOTAL SHARES (INCLUDING UNDERLYING SHARES ASSUMING FULL CONVERSION OF WARRANTS AND CONVERTIBLE SECURITIES) AS A % OF DILUTED SHARE CAPITAL
Total:		0	0						



Simplex Castings Limited

I (d) STATEMENT SHOWING DETAILS OF LOCKED - IN SHARES


Sr. No.	NAME OF SHAREHOLDER	NUMBER OF LOCKED-IN SHARES	LOCKED-IN SHARES AS A (%)PERCENTAGE OF TOTAL NUMBER OF SHARES (i.e., GRAND TOTAL (A)+(B)+(C) INDICATED IN STATEMENT AT PARA (I)(a) ABOVE }	Promotor/Promotor Group/Public
	Total :	0	0	



Simplex Castings Limited

II (a) STATEMENT SHOWING DETAILS OF DEPOSITORY RECEIPTS(DRS)

Sr.No.	NAME OF THE DR HOLDER	NUMBER OF SHARES UNDERLYING OUTSTANDING DRs	SHARES UNDERLYING OUTSTANDING DRs AS A PERCENTAGE OF TOTAL NUMBER OF SHARES (i.e., GRAND TOTAL (A)+(B)+(C) INDICATED IN STATEMENT AT PARA(I)(a)ABOVE)
	Total :	0	0



Simplex Castings Limited

II (b) STATEMENT SHOWING HOLDING OF DEPOSITORY RECEIPTS (DRs), WHERE UNDERLYING SHARES ARE
IN EXCESS OF 1% OF THE TOTAL NUMBER OF SHARES

Sr. No.	NAME OF THE DR HOLDER	TYPE OF OUTSTANDING DR(ADRs,GDRs, SDRs,etc.)	NUMBER OF SHARES UNDERLYING	SHARES UNDERLYING OUTSTANDING DRs AS A PERCENTAGE OF TOTAL NUMBER OF SHARES(i.e. GRAND TOTAL (A)+(B)+(C) INDICATED IN STATEMENT)
Total :				0
				0

