


<b>(I)(A) STATEMENT SHOWING SHAREHOLDING PATTERN</b>			
<b>Name of the Company : SITI CABLE NETWORK LIMITED</b>			
<b>Scrip Code, Name of Scrip, Class of Security: Equity</b>			
<b>SCRIPT CODE - 532795; Scrip ID : SITICABLE</b>		<b>As on :- 31.12.2014</b>	
<b>Partly paid up shares*</b>	<b>Number of partly paid -up shares</b>	<b>As a % of total no. of partly paid - up shares</b>	<b>As a % of total no. of shares of the Company</b>
Held by Promoter/Promoter group	0	0.00	0.00
Held by Public	0	0.00	0.00
<b>Total</b>	<b>0</b>	<b>0.00</b>	<b>0.00</b>
<b>Outstanding Convertible Securities</b>	<b>Number of outstanding Securities</b>	<b>As a % of total no. of outstanding convertible Securities</b>	<b>As a % of total no. of shares of the Company assuming full conversion of the Securities</b>
Held by Promoter/Promoter group	0	0.00	0.00
Held by Public	0	0.00	0.00
<b>Total</b>	<b>0</b>	<b>0.00</b>	<b>0.00</b>
<b>Warrants</b>	<b>Number of Warrants</b>	<b>As a % of total no. of warrants</b>	<b>As a % of total no. of shares of the Company assuming full conversion of warrants</b>
Held by Promoter/Promoter group	0	0.00	0.00
Held by Public	0	0.00	0.00
<b>Total</b>	<b>0</b>	<b>0.00</b>	<b>0.00</b>
<b>Total paid up capital of the Company, assuming full conversion of warrants and convertible securities</b>	<b>614,212,915</b>		

**NOTE :-**

The total subscribed and paid-up share capital of 61,42,12,915 Equity Shares of Re 1 each includes 3,338 equity shares on which first and final call money was received but corporate action for conversion into fully paid-up shares failed due to reasons at depository level.

For Siti Cable Network Limited



Suresh Kumar  
(Company Secretary)

(1)(A)


**SITI CABLE NETWORK LIMITED**  
**STATEMENT SHOWING SHAREHOLDING PATTERN**

Table 1(a)

As on - 31.12.2014

Category Code	Category of Shareholder	Number of Shareholders	Total Number of Shares	No of Shares held on Dematerialised form	Total Shareholding as percentage of total number of shares		Shres pledged or otherwise encumbered	
					As % of (A+B)	As % of (A+B+C)	No of Shares	As % of Shareholding (IX)= VIII/IV*100
(I)	(II)	(III)	(IV)	(V)	(VI)	(VII)	(VIII)	(IX)
<b>A</b>	<b>Shareholding of Promoter &amp; Promoter Group</b>							
1	Indian							
a	Individuals / HUF	1	1,021,000	1,021,000	0.17%	0.17%	0	0.00%
b	Central / State Government	0	0	0	0.00%	0.00%	0	0.00%
c	Bodies Corporate	5	262,040,427	262,040,427	42.66%	42.66%	199,490,000	76.13%
d	Financial Institutions / Banks	0	0	0	0.00%	0.00%	0	0.00%
e	Any other (Specify)	0	0	0	0.00%	0.00%	0	0.00%
	<b>Sub-total (A)(1)</b>	<b>6</b>	<b>263,061,427</b>	<b>263,061,427</b>	<b>42.83%</b>	<b>42.83%</b>	<b>199,490,000</b>	<b>75.83%</b>
2	Foreign							
a	Individuals (Non-resident/ Foreign)	0	-	0	0.00%	0.00%	0	0.00%
b	Bodies Corporate (OCB)	2	184,181,000	184,181,000	29.99%	29.99%	0	0.00%
c	Institutions - Foreign Bodies	0	0	0	0.00%	0.00%	0	0.00%
d	Qualified Foreign Investor	0	0	0	0.00%	0.00%	0	0.00%
e	Any other (Specify)	0	0	0	0.00%	0.00%	0	0.00%
	<b>Sub-total(A)(2)</b>	<b>2</b>	<b>184,181,000</b>	<b>184,181,000</b>	<b>29.99%</b>	<b>29.99%</b>	<b>0</b>	<b>0.00%</b>
	<b>Total Shareholding of Promoter and Promoter Group (A) = (A)(1)+(A)(2)</b>	<b>8</b>	<b>447,242,427</b>	<b>447,242,427</b>	<b>72.82%</b>	<b>72.82%</b>	<b>199,490,000</b>	<b>44.60%</b>
<b>B</b>								
1	Institutions							
a	Mutual Funds and UTI	4	13,725,487	13,724,987	2.23%	2.23%		
b	Financial Institutions/Banks	13	21,559	21,559	0.00%	0.00%		
c	Central / State Government	0	0	0	0.00%	0.00%		
d	Venture Capital Funds	0	0	0	0.00%	0.00%		
e	Insurance Companies	2	4,001	4,001	0.00%	0.00%		
f	Foreign Institutional Investors	19	55,869,353	55,863,853	9.10%	9.10%		
g	Foreign Venture Capital Investors	0	0	0	0.00%	0.00%		
h	Qualified Foreign Investor	0	0	0	0.00%	0.00%		
i	Any other (Specify)	0	0	0	0.00%	0.00%		
	<b>Sub-total (B)(1)</b>	<b>38</b>	<b>69,620,400</b>	<b>69,614,400</b>	<b>11.33%</b>	<b>11.33%</b>		
2	Non-Institutions							
a	Bodies Corporate	1617	26,486,878	26,481,906	4.31%	4.31%		
b-i	Individuals holding shares upto Rs. 1 Lac in nominal value	116570	49,338,713	49,132,908	8.03%	8.03%		
b-ii	Individuals holding shares in excess of Rs. 1 Lac in nominal value	38	13903617	13903617	2.26%	2.26%		
c	Qualified Foreign Investor	0	0	0	0.00%	0.00%		
d	Any other							
i	Overseas Corporate Body	1	75	75	0.00%	0.00%		
ii	Foreign National	1	500	500	0.00%	0.00%		
iii	Foreign Bodies	1	1	1	0.00%	0.00%		
iii	NRI	1071	7,616,302	7,414,600	1.24%	1.24%		
iv	Trust	4	4,002	4,002	0.00%	0.00%		
	<b>Sub-total (B)(2)</b>	<b>119,303</b>	<b>97,350,088</b>	<b>96,937,609</b>	<b>15.85%</b>	<b>15.85%</b>		
	<b>Total Public Shareholding (B)= (B)(1)+(B)(2)</b>	<b>119,341</b>	<b>166,970,488</b>	<b>166,552,009</b>	<b>27.18%</b>	<b>27.18%</b>		
	<b>TOTAL (A)+(B)</b>	<b>119,349</b>	<b>614,212,915</b>	<b>613,794,436</b>	<b>100.00%</b>	<b>100.00%</b>	<b>199,490,000</b>	<b>32.48%</b>
<b>C</b>	Share held by Custodians & against which Depository Receipts have been Issued							
1	Promoter and Promoter Group	0	0	0		0.00%		
2	Public	0	0	0		0.00%		
	<b>GRAND TOTAL (A+B+C)</b>	<b>119,349</b>	<b>614,212,915</b>	<b>613,794,436</b>	<b>100.00%</b>	<b>100.00%</b>	<b>199,490,000</b>	<b>32.48%</b>

For Siti Cable Network Limited

  
Suresh Kumar  
(Company Secretary)

(1) (b) Statement showing holding of securities (including shares, warrants, convertible securities) of persons belonging to the category "Promoter and Promoter Group"

Sr.No.	Name of the shareholder	Details of Shares held			Encumbered shares(*)			Details of warrants			Details of convertible		Total shares (including underlying full conversion of warrants and convertible securities) as a % of diluted share capital
		No of Shares held (III)	As a % of grand total (A)+(B)+(C) (IV)	Number of shares (V)	As a % of grand total A+B+C of sub-clause (1)(a) (VI)	As a % of total number of warrants of the company (VII)	No of warrants held (VIII)	As a % of total number of warrants of the company (IX)	Number of convertible securities held (X)	As a % of total number of convertible securities of the same class (XI)		(XII)	
1	DIRECT MEDIA SOLUTIONS PVT LTD	140,000,000	22.79	117,280,000	83.77	19.09	0	0	0	0	0	0	22.79
2	DIGITAL SATELITE HOLDINGS PVT. LTD	51,569,898	8.40	50,000,000	96.96	8.14	0	0	0	0	0	0	8.40
3	BIOSCOPE CINEMAS PRIVATE LIMITED	33,160,000	5.40	-	0.00	0.00	0	0	0	0	0	0	5.40
4	DIGITAL SATELITE HOLDINGS PVT. LTD	19,800,000	3.22	14,710,000	74.29	2.39	0	0	0	0	0	0	3.22
5	BIOSCOPE CINEMAS PRIVATE LIMITED	17,510,529	2.85	17,500,000	99.94	2.85	0	0	0	0	0	0	2.85
6	ESSEL MEDIA VENTURES LIMITED	116,431,000	18.96	-	0.00	0.00	0	0	0	0	0	0	18.96
7	ESSEL INTERNATIONAL LIMITED	67,750,000	11.03	-	0.00	0.00	0	0	0	0	0	0	11.03
8	ASHOK MATHAIKURIEN	1,021,000	0.17	-	0.00	0.00	0	0	0	0	0	0	0.17
	<b>TOTAL</b>	<b>447,242,427</b>	<b>72.82</b>	<b>199,490,000</b>	<b>44.60</b>	<b>32.48</b>	<b>0</b>	<b>0</b>	<b>0</b>	<b>0</b>	<b>0</b>	<b>0</b>	<b>72.82</b>

(\*) The term "encumbrance" has the same meaning as assigned to it in regulation 28(3) of the SAST Regulations, 2011

For Siti Cable Network Limited



Suresh Kumar  
(Company Secretary)

Statement showing holding of securities (including shares,warrants,convertible securities) of persons belonging to the category "Public" and holding more than 1% of the total number of shares.						
(D)(c)(i)						
Sr.No.	Name of the shareholder	Number of shares held	Shares as a percentage of total number of shares {i.e., Grand Total (A)+(B)+(C) indicated in Statement at para (I)(a) above}	Details of warrants		Total shares (including underlying shares assuming full conversion of warrants and convertible securities) as a % of diluted share capital
				Number of warrants held	As a % total number of warrants of same class	
				Number of convertible securities held	% w.r.t total number of convertible securities of the same class	
1	COPTHALL MAURITIUS INVESTMENT LTD	17,070,090	2.78	0	0	2.78
2	DSP BLACKROCK MICRO CAP FUND	12,954,671	2.11			2.11
3	KOTAK MAHINDRA INVESTMENTS LTD	8,702,307	1.42	0	0	1.42
4	SWISS FINANCE CORPORATION ( MAURITIUS ) LTD	7,372,417	1.20	0	0	1.20
5	GOLDMAN SACHS INDIA FUND LIMITED	7,231,702	1.18	0	0	1.18
	<b>TOTAL</b>	<b>53,331,187</b>	<b>8.68</b>	<b>0</b>	<b>0</b>	<b>8.68</b>

Statement showing holding of securities (including shares,warrants,convertible securities) of persons (together with PAC) belonging to the category "Public" and holding more than 5% of the total number of shares of the company.						
(D)(c)(ii)						
Sr. No.	Name(s) of the shareholder(s) and the Persons Acting in Concert (PAC) with them	Number of shares	Shares as a percentage of total number of shares {i.e., Grand Total (A)+(B)+(C) indicated in Statement at para (I)(a) above}	Details of warrants		Total shares (including underlying shares assuming full conversion of warrants and convertible securities) as a % of diluted share capital
				Number of warrants	As a % total number of warrants of same class	
				Number of convertible securities held	% w.r.t total number of convertible securities of the same class	
	NIL	NIL	NIL	NIL	NIL	NIL
	<b>TOTAL</b>	<b>NIL</b>	<b>NIL</b>	<b>NIL</b>	<b>NIL</b>	<b>NIL</b>


For Siti Cable Network Limited

  
Suresh Kumar  
(Company Secretary)

(I)(d) Statement showing details of locked-in shares

Sr. No.	Name of the shareholder	Category of shareholders (Promoter/Public)	Number of locked-in shares	Locked-in shares as a percentage of total number of shares {i.e., Grand Total (A)+(B)+(C) indicated in Statement at para (I)(a) above}
1	ESSEL MEDIA VENTURES LIMITED	PROMOTERS	100000000	16.28
2	ESSEL INTERNATIONAL LIMITED	PROMOTERS	62000000	10.09
			<b>162000000</b>	<b>26.38</b>

For Siti Cable Network Limited



Suresh Kumar  
(Company Secretary)

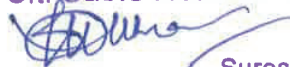
(II)(a) Statement showing details of Depository Receipts (DRs)

Sr. No.	Type of outstanding DR (ADRs, GDRs, SDRs, etc.)	Number of outstanding DRs	Number of shares under lying outstanding DRs	Shares underlying outstanding DRs as a percentage of total number of shares {i.e., Grand Total (A)+(B)+(C) indicated in Statement at para (I)(a) above}
	NIL	NIL	NIL	NIL
	<b>TOTAL</b>	NIL	NIL	NIL

(II)(b) Statement showing Holding of Depository Receipts (DRs), where underlying shares held by "Promoter / promoter group" are in excess of 1% of the total number of shares

Sr. No.	Name of the DR Holder	Type of outstanding DR (ADRs, GDRs, SDRs, etc.)	Number of shares underlying outstanding DRs	Shares underlying outstanding DRs as a percentage of total number of shares {i.e., Grand Total (A)+(B)+(C) indicated in Statement at para (I)(a) above}
	NIL	NIL	NIL	NIL
	<b>TOTAL</b>	NIL	NIL	NIL


For Siti Cable Network Limited



Suresh Kumar  
(Company Secretary)

SITI CABLE NETWORK LIMITED							
III (a) Statement showing the voting pattern of shareholders, if more than one class of shares/securities is issued by the issuer. 31.12.2014							
(Give description of voting rights for each class of security Class X, Class Y, Class Z)							
Category code	Caegory of shareholder	Number of Voting Rights held in each class of securities			Total Voting Rights	Total Voting Rights (VI)	
		Class X	Class Y	Class Z	(III+IV+V)	As a % of (A+B)	As a % of (A+B+C)
(I)	(II)	(III)	(IV)	(V)	(VI)	(VII)	(VIII)
<b>(A)</b>	<b>Promoter and Promoter Group</b>						
<b>(1)</b>	<b>Indian</b>						
	(a) Individuals/Hindu Undivided Family						
	(b) Central/State Government(s)						
	(c) Bodies Corporate						
	(d) Financial Institutions/Banks						
	(e) Any Other (specify)						
	<b>Sub-Total (A) (1)</b>	N.A.	N.A.	N.A.	N.A.	N.A.	N.A.
<b>(2)</b>	<b>Foreign</b>						
	(a) Individuals (Non Resident/Foreign)						
	(b) Bodies Corporate						
	(c) Institutins						
	(d) Qualified Foreign Investor						
	(e) Any Other (specify)						
	<b>Sub-Total (A)(2)</b>	N.A.	N.A.	N.A.	N.A.	N.A.	N.A.
	Total Shareholding of Ptomoter and Ptomoter Group (A)=(A)(1) + (A)(2)						
<b>(B)</b>	<b>Public Shareholding</b>						
<b>(1)</b>	<b>Institutins</b>						
	(a) Mutual Funds/UTI						
	(b) Financial Institutions/Banks						
	(c) Central/State Government(s)						
	(d) Venture Capital Funds						
	(e) Insurance Companies						
	(f) Foreign Institutional Investors						
	(g) Foreign Venture Capital Investors						
	(h) Qualified Foreign Investor						
	(i) Any Other (specify)						
	<b>Sub-Total (B) (1)</b>	N.A.	N.A.	N.A.	N.A.	N.A.	N.A.
<b>(2)</b>	<b>Non Institutins</b>						
	(a) Bodies Corporate						
	<b>(b) Individuals</b>						
	i. Individual shareholders holding nominal share capital upto Rs. 1 lakh						
	ii. Individual shareholders holding nominal share capital in excess of Rs. 1 lakh.						
	(c) Qualified Foreign Investor						
	(d) Any Other (specify)						
	<b>Sub-Total (B) (2)</b>	N.A.	N.A.	N.A.	N.A.	N.A.	N.A.
	<b>TOTAL (A) + (B)</b>	N.A.	N.A.	N.A.	N.A.	N.A.	N.A.
<b>(C)</b>	<b>Shares held by Custodians and against which Depository Receipts have been issued</b>						
	<b>GRAND TOTAL ( A )+( B )+( C )</b>	N.A.	N.A.	N.A.	N.A.	N.A.	N.A.

For Siti Cable Network Limited

  
Suresh Kumar  
(Company Secretary)