


(1)(a) STATEMENT SHOWING SHAREHOLDING PATTERN IN CLAUSE-35


NAME OF THE COMPANY: STARPAPER MILLS LIMITED		Name of the Scrip: STARPAPER	
SCRIP CODE:	516022		
Class of Security:	EQUITY		
QUARTER ENDED:	31/12/2014		
Partly paid-up shares	No. of partly paid-up shares	As a % of total no. of partly paid-up shares	As a % of total no. of shares of the Company.
Held by promoter/promoter group	0	0	0
Held by Public	0	0	0
Total:	0	0	0
Outstanding convertible securities:	No. of outstanding securities	As a % of total no. of outstanding convertible securities.	As a % of total no. of shares of the Company assuming full conversion of the convertible securities
Held by promoter/promoter group	0	0	0
Held by Public	0	0	0
Total:	0	0	0
Warrants:	No. of warrants	As a % of total no. of warrants	As a % of total no. of shares of the Company, assuming full conversion of warrants
Held by promoter/promoter group	0	0	0
Held by Public	0	0	0
Total:	0	0	0
Total paid-up capital of the Company, assuming full conversion of warrants and convertible securities		15608350	100.00



CATEGOR Y CODE	CATEGORY OF SHAREHOLDER	NO OF SHAREHOLDERS	TOTAL NUMBER OF SHARES	NO OF SHARES HELD IN DEMATERIALIZED FORM	TOTAL SHAREHOLDING AS A % OF TOTAL NO OF SHARES		SHARES PLEDGE OR OTHERWISE ENCUMBERED	
					AS a PERCENTAGE of (A+B) (VI)	AS a PERCENTAGE of (A+B+C) (VII)		
(A)	PROMOTER AND PROMOTER GROUP	(III)	(IV)	(V)	(VI)	(VII)	(VIII)	AS a PERCENTAGE (IX)=(VIII)/(IV)*100
(1)	INDIAN							
(a)	Individual /HUF	1	45500	45500	0.29	0.29	0	0.00
(b)	Central Government/State Government(s)	0	0	0	0.00	0.00	0	0.00
(c)	Bodies Corporate	8	7736719	7736219	49.57	49.57	4230433	54.68
(d)	Financial Institutions / Banks	0	0	0	0.00	0.00	0	0.00
(e)	Others	0	0	0	0.00	0.00	0	0.00
	Sub-Total A(1) :	9	7782219	7781719	49.86	49.86	4230433	54.36
(2)	FOREIGN							
(a)	Individuals (NRIs/Foreign Individuals)	0	0	0	0.00	0.00	0	0.00
(b)	Bodies Corporate	0	0	0	0.00	0.00	0	0.00
(c)	Institutions	0	0	0	0.00	0.00	0	0.00
(d)	Qualified Foreign Investor	0	0	0	0.00	0.00	0	0.00
(e)	Others	0	0	0	0.00	0.00	0	0.00
	Sub-Total A(2) :	0	0	0	0.00	0.00	0	0.00
	Total A=A(1)+A(2)	9	7782219	7781719	49.86	49.86	4230433	54.36
(B)	PUBLIC SHAREHOLDING							
(1)	INSTITUTIONS							
(a)	Mutual Funds /UTI	2	1510	0	0.01	0.01		
(b)	Financial Institutions /Banks	16	2906	1071	0.02	0.02		
(c)	Central Government / State Government(s)	0	0	0	0.00	0.00		
(d)	Venture Capital Funds	0	0	0	0.00	0.00		
(e)	Insurance Companies	3	558667	558367	3.58	3.58		
(f)	Foreign Institutional Investors	0	0	0	0.00	0.00		
(g)	Foreign Venture Capital Investors	0	0	0	0.00	0.00		
(h)	Qualified Foreign Investor	0	0	0	0.00	0.00		
(i)	Others	0	0	0	0.00	0.00		
	Sub-Total B(1) :	21	563083	559438	3.61	3.61		




CATEGORY Y CODE	CATEGORY OF SHAREHOLDER (II)	NO OF SHAREHOLD ERS (III)	TOTAL NUMBER OF SHARES (IV)	NO OF SHARES HELD IN DEMATERIALIZED FORM (V)	TOTAL SHAREHOLDING AS A % OF TOTAL NO OF SHARES		SHARES PLEDGE OR OTHERWISE ENCUMBERED
					AS a PERCENTAGE of (A+B) (VI)	AS a PERCENTAGE of (A+B+C) (VII)	
(2)	NON-INSTITUTIONS						
(a)	Bodies Corporate	307	1462679	1450938	9.37	9.37	
(b)	Individuals						
	(i) Individuals holding nominal share capital upto Rs. 1 lakh	9752	3056257	2868164	19.58	19.58	
	(ii) Individuals holding nominal share capital in excess of Rs. 1 lakh	74	2589428	2589428	16.59	16.59	
(c)	Others						
	NON RESIDENT INDIANS	54	94239	94019	0.60	0.60	
	CLEARING MEMBERS	50	58695	58695	0.38	0.38	
	TRUSTS	1	1000	1000	0.01	0.01	
	PAKISTHANI SHARE HOLDERS	5	690	0	0.00	0.00	
(d)	Qualified Foreign Investor	0	0	0	0.00	0.00	
	Sub-Total B(2) :	10243	7263048	7062244	46.53	46.53	
	Total B=B(1)+B(2) :	10264	7826131	7621682	50.14	50.14	
	Total (A+B) :	10273	15608350	15403401	100.00	100.00	
(C)	Shares held by custodians, against which Depository Receipts have been issued						
(1)	Promoter and Promoter Group						
(2)	Public	0	0	0	0.00	0.00	
	GRAND TOTAL (A+B+C) :	10273	15608350	15403401	100.00	0.00	4230433
							27.10




(I)(b)	Statement showing holding of securities (including shares, warrants, convertible securities) of persons belonging to the category "Promoter and Promoter Group"	Details of Shares held			Encumbered shares (*)			Details of Warrants		Details of convertible securities		Total Shares (including underlying shares assuming full conversion of warrants and convertible securities) as a % of diluted share capital
		No. of Shares held (III)	As a % of grand total (A)+(B)+(C) (IV)	Pledge Shares (V)	AS a percentage (VI)=(V)/(III)*100 (VI)	AS a % of grand total (A) + (B) + (C) of sub-clause (I)(a) (VII)	Number of warrants held (VIII)	As a % total number of warrants of the same class (IX)	Number of convertible securities held (X)	As a % total number of convertible securities of the same class (XI)		
(I)	(II)	(III)	(IV)	(V)	(VI)	(VII)	(VIII)	(IX)	(X)	(XI)	(XII)	
	1. S G TRADERS LIMITED	4050019	25.95	2705433	66.80	17.33	0	0.00	0	0.00	25.95	
	2. ALBERT TRADING COMPANY PRIVATE LIMITED	905200	5.80	0	0.00	0.00	0	0.00	0	0.00	5.80	
	3. S G TRADERS LTD	800000	5.13	0	0.00	2.08	0	0.00	0	0.00	5.13	
	4. SILENT VALLEY INVESTMENTS LIMITED	771000	4.94	325000	42.15	0	0	0.00	0	0.00	4.94	
	5. BOYDELL MEDIA PRIVATE LTD	700000	4.48	700000	100.00	4.48	0	0.00	0	0.00	4.48	
	6. CONTINUOUS FORMS (CALCUTTA) LTD	510000	3.27	500000	98.04	3.20	0	0.00	0	0.00	3.27	
	7. SHRIVARDHAN GOENKA	45500	0.29	0	0.00	0.00	0	0.00	0	0.00	0.29	
	8. S G TRADERS LTD	300	0.00	0	0.00	0.00	0	0.00	0	0.00	0.00	
	9. EZRA TRADING & FINANCE CO LTD	200	0.00	0	0.00	0.00	0	0.00	0	0.00	0.00	
	TOTAL :	7782219	49.86	4230433	54.36	27.10	0	0.00	0	0.00	49.86	



(1)(c)(i)	Statement showing holding of securities (including shares, warrants, convertible securities) of persons belonging to the category "Public" and holding more than 1% of the total number of shares	Number of shares held	Shares as a percentage of total number of shares (i.e., Grant total (A)+(B)+(C) indicated in Statement at para (1)(a) above)	Details of warrants		Details of convertible securities		Total shares (including underlying shares assuming full conversion of warrants and convertible securities) as a % of diluted share capital)
Sr.No.	Name of the shareholder	Number of shares held	(1)(a) above	As a % total number of warrants of the same class held	Number of convertible securities held	% w.r.t total number of convertible securities of the same class		
1	GENERAL INSURANCE CORPORATION OF INDIA	558117	3.58	0.00	0	0.00	3.58	
2	GBK RESOURCES PRIVATE LIMITED	500000	3.20	0.00	0	0.00	3.20	
3	ABHAY KRISHI UDYOG PVT LTD	362946	2.33	0.00	0	0.00	2.33	
4	MUKTILAL GANULAL PALDIWAL	280316	1.80	0.00	0	0.00	1.80	
5	HITESH RAMJI JAVERI	201111	1.29	0.00	0	0.00	1.29	
6	DINESH MUKTILAL PALDIWAL	167494	1.20	0.00	0	0.00	1.20	
7	HARSHA HITESH JAVERI	187111	1.16	0.00	0	0.00	1.16	
8	TARADEVI MUKTILAL PALDIWAL	168017	1.08	0.00	0	0.00	1.08	
TOTAL :		2439112	15.63	0	0	0.00	15.63	



(1)(c)(ii)	Statement showing holding of securities (including shares, warrants, convertible securities) of persons (together with PAC) belonging to the category "Public" and holding more than 5% of the total number of shares of the company	Name(s) of the shareholder(s) and the Persons Acting in Concert (PAC) with them	Number of shares held	Shares as a percentage of total number of shares (i.e., Grant total (A)+(B)+(C) indicated in Statement at para (1)(a) above)	Details of warrants	Details of convertible securities	Total shares (including underlying shares assuming full conversion of warrants and convertible securities) as a % of diluted share capital)
S.No.					As a % of total number of warrants of the same class held	Number of convertible securities held	total number of convertible securities of the same class
	TOTAL :	-NIL-	0	0	0	0	0




6

STATEMENT SHOWING DETAILS OF LOCKED-IN SHARES"			
(1)(d)			
Sr. No.	Name of the shareholder	Number of locked-in shares	Locked-in shares as a (%) percentage of total number of shares (i.e., Grand Total (A)+(B)+(C) Indicated in Statement at para (1)(a) above}
	-NIL-	0	0
TOTAL :		0	0
			Promoter/Promoter Group/Public



STATEMENT SHOWING DETAILS OF DEPOSITORY RECEIPTS (DRS)				
(II)(a)				
Sr.No.	Type of outstanding (ADRs,GDRs,SDRs,etc.)	DRRNumber of outstanding DRS	Number of shares underlying outstanding DRS	Shares underlying outstanding DRS as a percentage of total number of shares (i.e., Grand Total (A)+(B)+(C) indicated in Statement at Para(I)(a) above)
	-NIL-	0	0	0
	TOTAL :	0	0	0



(ii)(b)	Statement showing Holding of Depository Receipts (DRs), where underlying shares held by "Promoter/Promoter group" are in excess of 1% of the total number shares.			
Sr.No.	Name of the DR Holder	Type of outstanding DR (ADRs, GDRs, SDRs, etc.)	Number of shares underlying outstanding DRs	Shares underlying outstanding DRs as a percentage of total number of shares {i.e., Grand Total (A)+(B)+(C) indicated in Statement at para(i)(a) above}
	-NIL-			
TOTAL :			0	0

