

10<sup>th</sup> January, 2015

To,  
The General Manager,  
Department of Corporate Services  
BSE Limited  
1<sup>st</sup> Floor, P. J. towers,  
Dalal Street, Mumbai - 400 001

To,  
The Manager,  
Listing Department,  
National Stock Exchange of India Ltd.  
Bandra- Kurla Complex,  
Mumbai – 400 051

Dear Sir,

**Sub: Submission of Shareholding Pattern as on 2<sup>nd</sup> January, 2015.**

**Scrip Code: 532904/ SUPREMEINFRA**

The Company allotted 20,00,000 Equity Shares of Rs. 10 each on 2<sup>nd</sup> January, 2015 to BHS Housing Private Limited, Company belonging to promoter group, upon their exercise of warrants allotted on preferential basis.

We are therefore enclosing herewith the Shareholding Pattern as on 2<sup>nd</sup> January, 2015 after considering the allotment of Equity Shares as stated above pursuant to clause 35 (c) of the Listing Agreement.

We request you to take the above on record and oblige.

Thanking you,

Yours faithfully,

**FOR SUPREME INFRASTRUCTURE INDIA LIMITED**

  
**(VIJAY JOSHI)**  
**COMPANY SECRETARY**




Encl.: Above

**SUPREME INFRASTRUCTURE INDIA LTD.**

Name of the Company :	SUPREME INFRASTRUCTURE INDIA LTD		
Script Code, Name of the scrip, class of security :			
Period ended :	2/1/2015		
Partly paid-up shares :-	No. of partly paid-up shares	As a % of total no. of partly paid-up shares	As a % of total no. of shares of the company
Held by promoter/ promoter group	0	0.00	0.00
Held by public	0	0.00	0.00
<b>Total (D)</b>	<b>0</b>	<b>0.00</b>	<b>0.00</b>
Outstanding convertible securities	No. of outstanding securities	As a % of total no. of outstanding convertible securities	As a % of total no. of shares of the company, assuming full conversion of the convertible securities
Held by promoter/ promoter group	0	0.00	0.00
Held by public	0	0.00	0.00
<b>Total (E)</b>	<b>0</b>	<b>0.00</b>	<b>0.00</b>
Warrants	No. of Warrants	As a % of total no. of Warrants	As a % of total no. of shares of the company, assuming full conversion of warrants
Held by promoter/ promoter group	0	0.00	0.00
Held by public	0	0.00	0.00
<b>Total (F)</b>	<b>0</b>	<b>0.00</b>	<b>0.00</b>
<b>Total paid-up capital of the company, assuming full conversion of warrants convertible securities Total (A+B+C)+ D+E+F)</b>	<b>22092087</b>		<b>100.00</b>

*098*




*1 of 10*

SUPREME INFRASTRUCTURE INDIA LTD.


**Statement Showing Shareholding Pattern as on 02.01.2015**  
**Table I(a)**


Category Code	Category of Shareholder	Number of Shareholders	Total Number Of Shares	Number of Shares held in Dematerialised form	Total Shareholding as a percentage of total number of shares		Shares Pledged or otherwise encumbered	
					As a Percentage of (A+B)	As a Percentage of (A+B+C)	No. Of Shares	As a Percentage
(I)	(II)	(III)	(IV)	(V)	(VI)	(VII)	(VIII)	(IX)= (VIII)/(IV) *100
(IX)= (VII)/(IV) *100								
(A) Shareholding of Promoter and Promoter Group2								
<b>1. INDIAN</b>								
(a)	INDIVIDUAL / HUF	15	9694332	9694332	43.88	43.88	8650000	89.23
(b)	CENTRAL / STATE GOVERNMENT(S)	0	0	0	0.00	0.00	0	0.00
(c)	BODIES CORPORATE	1	3350000	1350000	15.16	6.11	1350000	40.30
(d)	FINANCIAL INSTITUTIONS / BANKS	0	0	0	0.00	0.00	0	0.00
(e)	ANY OTHERS (Specify)							
(i)	DIRECTORS RELATIVES	0	0	0	0.00	0.00	0	0.00
(ii)	GROUP COMPANIES	0	0	0	0.00	0.00	0	0.00
(iii)	TRUSTS	0	0	0	0.00	0.00	0	0.00
<b>SUB TOTAL (A)(1) :</b>		<b>16</b>	<b>13044332</b>	<b>11044332</b>	<b>59.05</b>	<b>49.99</b>	<b>10000000</b>	<b>76.66</b>
<b>2. FOREIGN</b>								
(a)	INDIVIDUAL	0	0	0	0.00	0.00	0	0.00
(b)	BODIES CORPORATE	0	0	0	0.00	0.00	0	0.00
(c)	INSTITUTIONS	0	0	0	0.00	0.00	0	0.00
(d)	QUALIFIED FOREIGN INVESTOR	0	0	0	0.00	0.00	0	0.00
(e)	ANY OTHERS (Specify)	0	0	0	0.00	0.00	0	0.00
<b>SUB TOTAL (A)(2) :</b>		<b>0</b>	<b>0</b>	<b>0</b>	<b>0.00</b>	<b>0.00</b>	<b>0</b>	<b>0.00</b>
<b>Total holding for Promoters and Promoter group (A)=(A)(1) + (A)(2)</b>		<b>16</b>	<b>13044332</b>	<b>11044332</b>	<b>59.05</b>	<b>49.99</b>	<b>10000000</b>	<b>76.66</b>
<b>(B) Public shareholding</b>								
<b>1. INSTITUTIONS</b>								
(a)	MUTUAL FUNDS / UTI	4	712720	712720	3.23	3.23	0	0.00
(b)	FINANCIAL INSTITUTIONS / BANKS	0	0	0	0.00	0.00	0	0.00
(c)	CENTRAL / STATE GOVERNMENT(S)	0	0	0	0.00	0.00	0	0.00



2 of 10  
**SUPREME INFRASTRUCTURE INDIA LTD.**


(d)	VENTURE CAPITAL FUNDS	0	0	0	0.00	0.00	0	0.00
(e)	INSURANCE COMPANIES	0	0	0	0.00	0.00	0	0.00
(f)	FII'S	5	2566204	2566204	11.62	11.62	0	0.00
(g)	FOREIGN VENTURE CAPITAL INVESTORS	0	0	0	0.00	0.00	0	0.00
(h)	QUALIFIED FOREIGN INVESTOR	0	0	0	0.00	0.00	0	0.00
(i)	ANY OTHERS (Specify)	0	0	0	0.00	0.00	0	0.00
SUB TOTAL (B)(1) :		9	3278924	3278924	14.84	14.84	0	0.00
B 2. Non-institutions								
(a)	BODIES CORPORATE	218	3655169	3655169	16.55	16.55	0	0.00
(b)	INDIVIDUAL							
(i)	(CAPITAL UPTO TO Rs. 1 Lakh)	5950	911197	911186	4.12	4.12	0	0.00
(ii)	(CAPITAL GREATER THAN Rs. 1 Lakh)	15	641992	641992	2.91	2.91	0	0.00
(c)	QUALIFIED FOREIGN INVESTOR	0	0	0	0.00	0.00	0	0.00
(d)	ANY OTHERS (Specify)							
(i)	TRUSTS	0	0	0	0.00	0.00	0	0.00
(ii)	CLEARING MEMBER	64	25372	25372	0.11	0.11	0	0.00
(iii)	DIRECTORS RELATIVES	1	5	5	0.00	0.00	0	0.00
(iv)	EMPLOYEE	0	0	0	0.00	0.00	0	0.00
(v)	NON RESIDENT INDIANS (NRI)	120	535096	535096	2.42	2.42	0	0.00
(vi)	OVERSEAS BODIES CORPORATES	0	0	0	0.00	0.00	0	0.00
(vii)	UNCLAIMED SUSPENSE ACCOUNT	0	0	0	0.00	0.00	0	0.00
SUB TOTAL (B)(2) :		6368	5768831	5768820	26.11	26.11	0	0.00
Total Public Shareholding		6377	9047755	9047744	40.95	40.95	0	0.00
Total (A) + (B) :		6393	22092087	20092076	100.00	90.95	10000000	45.27
(C) Shares held by Custodians and against which Depository Receipts have been issued								
(a)	SHARES HELD BY CUSTODIANS	0	0	0	0.00	0.00	0	0.00
(i)	Promoter and Promoter Group	0	0	0	0.00	0.00	0	0.00
(ii)	Public	0	0	0	0.00	0.00	0	0.00
SUB TOTAL (C)(1) :		0	0	0	0.00	0.00	0	0.00
Grand Total (A) + (B) + (C)		6393	22092087	20092076	100.00	90.95	10000000	45.27



3 of 10   
SUPREME INFRASTRUCTURE INDIA LTD.

NOTES :	1) NAME, NUMBER OF SHARES HELD & PERCENTAGE OF ENTITIES / PERSONS HOLDING MORE THAN 1% OF THE TOTAL SHARES OF THE COMPANY IS AS PER ANNEXURE							


*2*



*4 of 10*

SUPREME INFRASTRUCTURE INDIA LTD.

(I)(b)	Statement showing holding of securities (including shares, warrants, convertible securities) of persons belonging to the category "PROMOTERS AND PROMOTER GROUP"											
	Sr.No	Name of the Shareholder	Details of shares held			Encumbered shares (*)				Details of warrants		Details of convertible
(ii)			(iii)	(iv)	No.	(v)	(vi)=(v)/(iii)* 100	(vii)	(viii)	(ix)	(x)	(xi)
		Number of shares held	As a % of grand total (A)+(B)+(C)			As a percentage	As a % of grand total (A)+(B)+(C) of sub-clause (I)(a)	Number of warrants held	As a % total number of	Number of convertible	As a % total number	Total shares (including underlying
	(ii)	(iii)	(iv)	(v)	(vi)=(v)/(iii)* 100	(vii)	(viii)	(ix)	(x)	(xi)	(xii)	
1	BHAWANISHANKAR H SHARMA	2600000	11.77	2600000	100.00	11.77					11.77	
2	VIKAS BHAWANISHANKAR SHARMA	1800000	8.15	1800000	100.00	8.15					8.15	
3	VIKRAM BHAVANISHANKAR SHARMA	1700000	7.70	1700000	100.00	7.70					7.70	
4	BHS HOUSING PRIVATE LIMITED	3350000	15.16	1350000	40.30	6.11	0				15.16	
5	BHAWANISHANKAR H SHARMA	869400	3.94	869400	100.00	3.94					3.94	
6	VIKRAM B SHARMA	700000	3.17	700000	100.00	3.17					3.17	
7	RITA B SHARMA	425000	1.92	0	0.00	0.00					1.92	
8	VIKRAM BHAWANISHANKAR SHARMA	400000	1.81	400000	100.00	1.81					1.81	
9	BHAWANISHANKAR HARISHCHANDRA SHARMA	379600	1.72	379600	100.00	1.72					1.72	
10	VIKRAM B SHARMA	215832	0.98	101000	46.80	0.46					0.98	
11	BARKHA VIKRAM SHARMA	207000	0.94	0	0.00	0.00					0.94	
12	SHWETA V SHARMA	205000	0.93	0	0.00	0.00					0.93	
13	BHAWANISHANKAR HARISHCHANDRA SHARMA	100000	0.45	100000	100.00	0.45					0.45	
14	PHOOL KANWAR H SHARMA	90000	0.41	0	0.00	0.00					0.41	
15	RITA B SHARMA	2000	0.01	0	0.00	0.00					0.01	
16	BARKHA VIKRAM SHARMA	500	0.00	0	0.00	0.00					0.00	
	TOTAL :	13044332	59.05	10000000	76.66	45.27	0				59.05	



5 of 10

SUPREME INFRASTRUCTURE INDIA LTD.

Statement showing holding of securities (including shares, warrants, convertible securities) of persons belonging to the category "Public" and holding more than 1% of the total number of shares.									
SR.NO	Name of the shareholder	Number of shares held	Shares as a percentage of total shares [i.e., Grand Total(A)+(B)+(C) indicated in Statement at para (1)(a) above]	Details of warrants		Details of		Total shares (including underlying shares assuming full conversion of warrants and convertible securities) as a % of diluted share capital	
				Number of warrants held	As a % total number of warrants of the same class	Number of convertible securities held	% w.r.t. total number of convertible securities of the same class		
1	KITARA PIIN 1101	1650000	7.47	0	0	0	0	7.47	
2	SUDARSHAN SECURITIES PRIVATE LIMITED	830000	3.76	0	0	0	0	3.76	
3	KOTAK MAHINDRA (INTERNATIONAL) LIMITED	714344	3.23	0	0	0	0	3.23	
4	GYANMAY INVESTMENT ADVISORS LLP	600000	2.72	0	0	0	0	2.72	
5	AVIVA LIFE INSURANCE COMPANY INDIA LIMITED	528535	2.39	0	0	0	0	2.39	
6	SBI TAX ADVANTAGE FUND SERIES I	399980	1.81	0	0	0	0	1.81	
7	SAMEER MAHENDRA SAMPAT	313235	1.42	0	0	0	0	1.42	
8	IDBI FEDERAL LIFE INSURANCE COMPANY LIMITED - ULIF04111/01/08EQOPP135	280621	1.27	0	0	0	0	1.27	
9	Max Life Insurance Company Limited A/c - ULIF01108/02/07LIFEGRWSUP104 - Growth Super Fund	219286	0.99	0	0	0	0	0.99	
	<b>TOTAL :</b>	5536001	25.06	0	0	0	0	25.06	

*Handwritten signature*



6 of 10

(1)(c)(i)	Statement showing holding of securities (including shares, warrants, convertible securities) of persons (together with PAC) belonging to the category "Public" and holding more than 5% of the total number of shares of the company	AS ON :	2/1/2015							
SR.NO	Name of the shareholder	Number of shares	Details of warrants	Details of convertible securities	Details of convertible securities	As a % total number of warrants of the same	Number of warrants held	Number of convertible securities held	% w.r.t. total number of convertible securities of the same class	Total shares (including underlying shares assuming full conversion of warrants and convertible securities) as a % of diluted share capital
			Shares as a percentage of total number of shares f.i.e., Grand Total (A)+(B)+(C) indicated in Statement at para (1)(a) above}							
	1 KITARA PIIN 1101	1,650,000.00	7.47	0	0	0	0	0	0	7.47
	TOTAL :	1,650,000.00	7.47	0	0	0	0	0	0	7.47



*Handwritten signature*


7 of 10

SUPREME INFRASTRUCTURE INDIA LTD.



(i)(d)	Statement Showing " LOCKED - IN - SHARES "			AS ON :	2/1/2015
SR NO	NAME	Category	Shares	Per	
1	BHS HOUSING PRIVATE LIMITED	Promoter / Promoter Group	3350000	15.16	
2	GYANMAY INVESTMENT ADVISORS LLP	Public	600000	2.72	
3	JYOTI VARDHAN SONTHALIA	Public	50000	0.23	
4	KOTAK MAHINDRA (INTERNATIONAL) LIMITED	Public	400000	1.81	
5	MEENA A KOTHARI	Public	100000	0.45	
6	RAJNI TARUN JAIN	Public	100000	0.45	
7	SUDARSHAN SECURITIES PRIVATE LIMITED	Public	750000	3.39	
		TOTAL:	5350000	24.2168	

*D*




*8 of 10*

SUPREME INFRASTRUCTURE INDIA LTD.

(II) (a) Statement Showing Details of Depository Receipts (DRs)

Unit :	SUPREME INFRASTRUCTURE INDIA LTD	As on Date :	21/1/2015
Sr.No.	Type of Outstanding DR (ADRs, GDRs, SDRs etc.)	No of Outstanding DRs.	No of Shares underlying outstanding DRs. Shares underlying outstanding DRs as a Percentage of total number of shares (i.e Total (A)+ (B) + (C) Indicated in statement at para(I) (a) above)
1	GDRs	NIL	NIL
<b>TOTAL :</b>			

*Handwritten signature*



9 of 10

SUPREME INFRASTRUCTURE INDIA LTD.

(II) (b) Statement showing Holding of Depository Receipts (DRs)

Sr.No.	Type of Outstanding DR (ADRs,GDRs,SDRs etc.)	No.of Shares underlying outstanding DRs.	Shares underlying outstanding DRs.as a Percentage of total number of shares (i.e Total (A)+(B)+(C) Indicated in Statement at Para (I) (a) above)
1	NIL	NIL	NIL
TOTAL :			



10 of 10

SUPREME INFRASTRUCTURE INDIA LTD.