


(D)(a) Statement showing Shareholding Pattern

Name of the Company : TGB BANQUETS AND HOTELS LIMITED

Scrip Code, Name of the scrip, class of security : TGBHOTELS


As on Date : 31-Dec-2014

Partly paid-up shares	No. of partly paid-up shares	As a % of total no. of partly paid-up Shares	As a % of total no. of shares of the company
Held by promoter/promoter group	0	0	0
Held by public	0	0	0
Total	0	0	0
Outstanding convertible securities	No. of outstanding securities	As a % of total no. of outstanding convertible securities	As a % of total no. of shares of the company, assuming full conversion of the convertible securities
Held by promoter/promoter group	0	0	0
Held by public	0	0	0
Total	0	0	0
Warrants	No. of warrants	As a % of total no. of warrants	As a % of total no. of shares of the company, assuming full conversion of Warrants
Held by promoter/promoter group	0	0	0
Held by public	0	0	0
Total	0	0	0
Total paid-up capital of the company, assuming full conversion of warrants and convertible securities	29286400		



(I)(a) Statement showing Shareholding Pattern

Sr. no. (I)	Category of shareholder (II)	Number of shareholders (III)	Total number of shares (IV)	Number of shares held in dematerialized form (V)	Total shareholding as a percentage of total number of shares		Shares Pledged or otherwise encumbered	
					As a percentage of (A+B) ¹ (VI)	As a percentage of (A+B+C) (VII)	Number of shares (VIII)	As a percentage (IX) = (VIII) / (IV) * 100
(A)	Promoter and Promoter Group²							
(1)	Indian							
(a)	Individuals/Hindu Undivided Family	7	7860719	7860719	26.84	26.84	2935000	37.34
(b)	Central Government/State Government(s)	0	0	0	0.00	0.00	0	0
(c)	Bodies Corporate	1	423000	423000	1.44	1.44	423000	100.00
(d)	Financial Institutions/Banks	0	0	0	0.00	0.00	0	0
(e)	Any Other (Total)	10	2883265	2883265	9.85	9.85	353250	12.25
(el)	Director's relatives	10	2883265	2883265	9.85	9.85	353250	12.25
	Sub-Total (A)(1)	18	11166984	11166984	38.13	38.13	3711250	33.23
(2)	Foreign							
(a)	Individuals (Non-Resident Individuals/Foreign Individuals)	0	0	0	0.00	0.00	0	0.00
(b)	Bodies Corporate	0	0	0	0.00	0.00	0	0.00
(c)	Institutions	0	0	0	0.00	0.00	0	0.00
(d)	Qualified Foreign Investor	0	0	0	0.00	0.00	0	0.00
(e)	Any Other (Total)	0	0	0	0.00	0.00	0	0.00
	Sub-Total (A)(2)	0	0	0	0.00	0.00	0	0.00
	Total Shareholding of Promoter and Promoter Group (A) = (A)(1)+(A)(2)	18	11166984	11166984	38.13	38.13	3711250	33.23
(B)	Public shareholding³							
(1)	Institutions							
(a)	Mutual Funds/UTI	0	0	0	0.00	0.00	N.A.	N.A.
(b)	Financial Institutions/Banks	0	0	0	0.00	0.00	N.A.	N.A.
(c)	Central Government/State Government(s)	0	0	0	0.00	0.00	N.A.	N.A.
(d)	Venture Capital Funds	0	0	0	0.00	0.00	N.A.	N.A.
(e)	Insurance Companies	0	0	0	0.00	0.00	N.A.	N.A.
(f)	Foreign Institutional	0	0	0	0.00	0.00	N.A.	N.A.




	Investors							
(g)	Foreign Venture Capital Investors	0	0	0	0.00	0.00	N.A.	N.A.
(h)	Qualified Foreign Investor	0	0	0	0.00	0.00	N.A.	N.A.
(i)	Any Other (Total)	0	0	0	0.00	0.00	N.A.	N.A.
	Sub-Total (B)(1)	0	0	0	0.00	0.00	N.A.	N.A.
(2)	Non-institutions							
(a)	Bodies Corporate	141	10726944	10726944	36.63	36.63	N.A.	N.A.
(b)	Individuals - i. Individual Shareholders Holding Nominal Share Capital Up To >Rs. 1 Lakh.	3496	1246741	1246736	4.26	4.26	N.A.	N.A.
	Individuals - ii. Individual Shareholders Holding Nominal Share Capital In Excess Of Rs. 1 Lakh	29	4076225	4076225	13.92	13.92	N.A.	N.A.
(c)	Qualified Foreign Investor	0	0	0	0.00	0.00	N.A.	N.A.
(d)	Any Other (Total)	77	2069506	2069506	7.07	7.07	N.A.	N.A.
(d1)	Clearing Members	41	1310709	1310709	4.48	4.48	N.A.	N.A.
(d2)	Foreign Nationals - NRI Non repat	6	692368	692368	2.36	2.36	N.A.	N.A.
(d3)	Foreign Nationals - NRI Repat	28	66427	66427	0.23	0.23	N.A.	N.A.
(d4)	Trust	2	2	2	0.00	0.00	N.A.	N.A.
	Sub-Total (B)(2)	3743	18119416	18119411	61.87	61.87	N.A.	N.A.
	Total Public Shareholding (B) = (B)(1)+(B)(2)	3743	18119416	18119411	61.87	61.87	N.A.	N.A.
	TOTAL (A)+(B)	3761	29286400	29286395	100.00	100.00	3711250	12.67
(C)	Shares held by Custodians and against which Depository Receipts have been issued	0	0	0	N.A.	0.00	N.A.	N.A.
C1	Promoter and Promoter Group	0	0	0	N.A.	0.00	N.A.	N.A.
C2	Public	0	0	0	N.A.	0.00	N.A.	N.A.
	GRAND TOTAL (A)+(B)+(C)	3761	29286400	29286395	N.A.	100.00	3711250	12.67

¹For determining public shareholding for the purpose of Clause 40A.

²For definitions of "Promoter" and "Promoter Group", refer to Clause 40A.

³For definitions of "Public Shareholding", refer to Clause 40A.



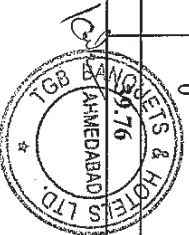
(D)(b) Statement showing Shareholding of persons belonging to the category "Promoter and Promoter Group"

Sr. No.	Name of the shareholder (I)	PAN of the Shareholder (II)	Total Shares held		Shares pledged or otherwise encumbered			Details of warrants		Details of convertible securities		Total shares (including) deriving shares assuming full conversion of warrants and securities as a % of diluted share capital (XIII)
			Number (IV)	as a % of grand total (A) + (B) + (C) (V)	Number (VI)	as a percentage (VII) = (VI) / (IV) * 100	as a % of grand total (A) + (B) + (C) of sub-clause (D)(a) (VIII)	Number of warrants held (IX)	As a % total number of warrants of the same class (X)	Number of convertible securities held (XI)	As a % total number of convertible securities of the same class (XII)	
1	NARENDRA GURMUKHDAS SOMANI	AGSPS6052Q	5684069	19.41	2195000	38.62	7.49	0	0.00	0	0.00	19.40
2	DEVANAND GURMUKHDAS SOMANI	AEXPS4820B	909800	3.11	140000	15.39	0.48	0	0.00	0	0.00	3.11
3	HEMANT GURMUKHDAS SOMANI	AJUPS3764N	775350	2.65	600000	77.38	2.05	0	0.00	0	0.00	2.65
4	SUNTABEN NARENDRABHAI SOMANI	AIQPS5317Q	519000	1.77	343000	66.09	1.17	0	0.00	0	0.00	1.77
5	RAMESH K MOTIANI	ABAPM7120L	491500	1.68	0	0.00	0.00	0	0.00	0	0.00	1.68
6	INDRAKUMAR KISHANCHAND MOTIANI	ABOPM4787H	486000	1.66	0	0.00	0.00	0	0.00	0	0.00	1.66
7	SURESH KISHANCHAND MOTIANI	ABAPM1797R	444000	1.52	0	0.00	0.00	0	0.00	0	0.00	1.52
8	GIRDHARI KISHANCHAND MOTIANI	ABAPM7119F	441500	1.51	0	0.00	0.00	0	0.00	0	0.00	1.51
9	RAJESH RAMESHBHAI MOTIANI	ABOPM4807E	406336	1.39	0	0.00	0.00	0	0.00	0	0.00	1.39
10	BHAGWATI CATERERS PRIVATE LIMITED	AAAACB7838E	423000	1.44	423000	100.00	1.44	0	0.00	0	0.00	1.44
11	MUKESH RAMAESHBHAI MOTIANI	ABLPM8867B	253229	0.86	250	0.10	0.00	0	0.00	0	0.00	0.86
12	HARSHITABEN DEVANAND SOMANI	AFXPS4803H	166600	0.57	0	0.00	0.00	0	0.00	0	0.00	0.57
13	NEETA HEMANT SOMANI	BBKPS5665R	166600	0.57	10000	6.00	0.03	0	0.00	0	0.00	0.57
	TOTAL		11166984	38.13	3711250	33.23	12.67	0	0.00	0	0.00	38.13



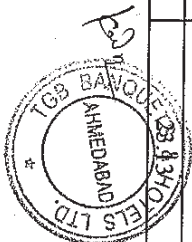
D(C) Statement showing Shareholding of persons belonging to the category "Public" and holding more than 1% of the total number of shares

Sr. No.	Name of the shareholder	PAN of the Shareholder	Number of shares	Shares as a percentage of total number of shares (i.e., Grand Total (A)+(B)+(C) indicated in Statement at para (D)(a) above}	Details of warrants		Details of convertible securities		Total shares (including underlying shares assuming full conversion of warrants and convertible securities) as a % of diluted
					Number of warrants held	As a % total number of warrants of the same class	Number of convertible securities held	% w.r.t total number of convertible securities of the same class	
1	RAISHAH ENTERPRISE PRIVATE LIMITED	AACCR9569C	2134758	7.29	0	0.00	0	0.00	14.59
2	SANIYAY C. AGARWAL		2500000	8.54	0	0.00	0	0.00	8.54
3	SHRIRAM CREDIT COMPANY LIMITED		3321921	11.34	0	0.00	0	0.00	4.51
4	KAMLESH SEVARAM PANIABI		687000	2.35	0	0.00	0	0.00	2.35
5	KIFS FINANCIAL SERVICES LTD		625000	2.13	0	0.00	0	0.00	2.13
6	PRITI EXIM PRIVATE LIMITED		549902	1.88	0	0.00	0	0.00	1.88
7	SURESH AMULAKHBHAI SHAH	ADRPS3146B	525000	1.79	0	0.00	0	0.00	1.79
8	BRILLIANT ADVISORY SERVICES PVT. LTD.		500252	1.71	0	0.00	0	0.00	1.71
9	AMIT HARIYADAN PARIKH	ACDP6156A	345058	1.18	0	0.00	0	0.00	1.18
10	KASHIBA FINANCE PRIVATE LIMITED		317594	1.08	0	0.00	0	0.00	1.08
11	PRUDENT FINTRADE PRIVATE LIMITED		1170000	4.00	0	0	0	0	0
12	PRUDENT BROKING SERVICES PRIVATE LIMITED		678443	2.32	0	0	0	0	0
	TOTAL		13354928	45.60	0	0.00	0	0.00	99.76




D(C) Statement showing Shareholding of persons belonging to the category "Public" and holding more than 5% of the total number of shares

Sr. No.	Name of the shareholder	PAN of the Shareholder	Number of shares	Shares as a percentage of total number of shares i.e., Grand Total (A)+(B)+(C) Indicated in Statement at para (D)(a) above}	Details of warrants		Details of convertible securities		Total shares (including underlying shares assuming full conversion of warrants and convertible securities) as a % of diluted
					Number of warrants held	As a % total number of warrants of the same class	Number of convertible securities held	% w.r.t total number of convertible securities of the same class	
1	RAJSHAH ENTERPRISE PRIVATE LIMITED	AACCCR9569C	2134758	7.29	0	0.00	0	0.00	14.59
2	SANJAY C AGARWAL		2500000	8.54	0	0.00	0	0.00	8.54
3	SHRIRAM CREDIT COMPANY LIMITED		3321921	11.34	0	0	0	0	0
	TOTAL		7956679	27.17	0	0.00	0	0.00	




(D)(d) Statement showing details of locked-in shares

Sr. No.	Name of the shareholder	PAN of the Shareholder	Number of locked-in shares	Locked-in shares as a percentage of total number of shares (i.e., Grand Total (A)+(B)+(C) indicated in Statement at para (D)(a) above)
1	Nil		0	0.00
	TOTAL		0	0.00



(D)(a) Statement showing details of Depository Receipts (DRs)

Sr. No. DR (ADRs, GDRs, SDRs, etc.)	Type of outstanding DRs	Number of outstanding DRs	Number of shares underlying outstanding DRs	Shares underlying outstanding DRs as a percentage of total number of shares {i.e., Grand Total (A)+(B)+(C) indicated in Statement at para (D)(a) above}
TOTAL		0	0	0.00



(D) Statement showing holding of Depository Receipts (DRs), where underlying shares held by 'promoter/promoter group' are in excess of 1% of the total number of shares

Sr. No.	Name of the DR Holder	Type of outstanding DR (ADRs, GDRs, SDRs, etc.)	Number of shares underlying outstanding DRs	Shares underlying outstanding DRs as a percentage of total number of shares (i.e., Grand Total (A)+(B)+(C) indicated in Statement at para (D)(a) above}
		TOTAL	0	0.00

