


(1)(a) STATEMENT SHOWING SHAREHOLDING PATTERN			
NAME OF THE COMPANY: TV18 Broadcast Limited			
SCRIP CODE NSE:	TV18BRDCST	Name of the Scrip: TV18 Broadcast Limited	
SCRIP CODE BSE:	532800		
Class of Security:	Equity		
Quarter Ended :	31.12.2014		
Partly paid-up shares	No. of partly paid-up shares	As a % of total no. of partly paid-up shares	As a % of total no. of shares of the Company.
Held by promoter/promoter group	NIL	NIL	NIL
Held by Public	NIL	NIL	NIL
Total:	NIL	NIL	NIL
Outstanding convertible securities:	No. of outstanding securities	As a % of total no. of outstanding convertible securities.	As a % of total no. of shares of the Company assuming full conversion of the convertible securities
Held by promoter/promoter group	NIL	NIL	NIL
Held by Public	NIL	NIL	NIL
Total:	NIL	NIL	NIL
Warrants:	No. of warrants	As a % of total no. of warrants	As a % of total no. of shares of the Company, assuming full conversion of warrants
Held by promoter/promoter group	NIL	NIL	NIL
Held by Public	NIL	NIL	NIL
Total:	NIL	NIL	NIL
Total paid-up capital of the Company, assuming full conversion of warrants and convertible securities			1714148636

For TV18 Broadcast Limited


Sachin Gupta
Company Secretary

CATEGORY CODE	CATEGORY OF SHAREHOLDER	NO OF SHARE HOLDERS	TOTAL NUMBER OF SHARES	NO OF SHARES HELD IN DEMATERIALIZED FORM	TOTAL SHAREHOLDING AS A % OF TOTAL NO OF SHARES		SHARES PLEDGE OR OTHERWISE ENCUMBERED	
					AS a PERCENTAGE of (A+B)	As a PERCENTAGE of (A+B+C)	NUMBER OF SHARES	AS a PERCENTAGE
(I)	(II)	(III)	(IV)	(V)	(VI)	(VII)	(VIII)	(IX)=(VIII)/(IV)*100
(A)	PROMOTER AND PROMOTER GROUP							
(1)	INDIAN							
(a)	Individual /HUF	0	0	0	0.00	0.00	0	0.00
(b)	Central Government/State Government(s)	0	0	0	0.00	0.00	0	0.00
(c)	Bodies Corporate	12	1035519657	1035519657	60.41	60.41	0	0.00
(d)	Financial Institutions / Banks	0	0	0	0.00	0.00	0	0.00
(e)	Any Others (Specify)	0	0	0	0.00	0.00	0	0.00
	Sub-Total A(1) :	12	1035519657	1035519657	60.41	60.41	0	0.00
(2)	FOREIGN							
(a)	Individuals (NRIs/Foreign Individuals)	0	0	0	0.00	0.00	0	0.00
(b)	Bodies Corporate	0	0	0	0.00	0.00	0	0.00
(c)	Institutions	0	0	0	0.00	0.00	0	0.00
(d)	Qualified Foreign Investor	0	0	0	0.00	0.00	0	0.00
(e)	Any Others (Specify)	0	0	0	0.00	0.00	0	0.00
	Sub-Total A(2) :	0	0	0	0.00	0.00	0	0.00
	Total Shareholding of Promoter and Promoter Group (A) = (A)(1)+(A)(2)	12	1035519657	1035519657	60.41	60.41	0	0.00
(B)	PUBLIC SHAREHOLDING						NA	NA
(1)	INSTITUTIONS						NA	NA
(a)	Mutual Funds /UTI	16	37263322	37263322	2.17	2.17		
(b)	Financial Institutions /Banks	5	2225203	2225203	0.13	0.13		
(c)	Central Government / State Government(s)	0	0	0	0.00	0.00		
(d)	Venture Capital Funds	0	0	0	0.00	0.00		
(e)	Insurance Companies	0	0	0	0.00	0.00		
(f)	Foreign Institutional Investors	70	138442418	138442418	8.08	8.08		
(g)	Foreign Venture Capital Investors	0	0	0	0.00	0.00		
(h)	Qualified Foreign Investor	0	0	0	0.00	0.00		
(h)	Any Others (Specify)							
	Foreign Portfolio Investor (Corporate)	1	2634538	2634538	0.15	0.15		
	Sub-Total B(1) :	92	180565481	180565481	10.53	10.53		
(2)	NON-INSTITUTIONS						NA	NA
(a)	Bodies Corporate	1643	173286553	173282476	10.11	10.11		
(b)	Individuals Shareholders							
	(i) Individuals Shareholders holding nominal share capital upto Rs.1 lakh	82157	87384142	87086013	5.10	5.10		
	(ii) Individuals Shareholders holding nominal share capital in excess of Rs.1 lakh	434	181840957	181771977	10.61	10.61		
(c)	Qualified Foreign Investor	0	0	0	0.00	0.00		
(d)	Any Others (Specify)							
	Foreign Portfolio Investor (IND)	0	0	0	0.00	0.00		
	FOREIGN BODIES	0	0	0	0.00	0.00		
	DIRECTORS AND THEIR RELATIVES	6	1260536	1260536	0.07	0.07		
	FOREIGN NATIONALS	2	1050	1050	0.0001	0.0001		
	NON RESIDENT INDIANS	713	16058765	16058005	0.94	0.94		
	OVERSEAS CORPORATE BODIES	1	1904	1904	0.0001	0.0001		
	CLEARING MEMBERS	328	7569896	7569896	0.44	0.44		
	TRUSTS	15	30659695	30659627	1.79	1.79		
	Sub-Total (B)(2) :	85299	498063498	497691484	29.06	29.06		
	Total Public Shareholding (B) = (B)(1) + B(2)	85391	678628979	678256965	39.59	39.59		
	Total (A)+(B) :	85403	1714148636	1713776622	100.00	100.00		
(C)	Shares held by custodians, against which Depository Receipts have been issued	0	0	0	0	0	NA	NA
(1)	Promoter and Promoter Group	0	0	0	0.00	0.00	0	0.00
(2)	Public	0	0	0	0.00	0.00	0	0.00
	GRAND TOTAL (A)+(B)+(C) :	85403	1714148636	1713776622	100.00	100.00	0	0.00

For TV18 Broadcast Limited


Sachin Gupta
Sachin Gupta
Company Secretary

Sr.No	(i)(b) Name of the Shareholder	Statement showing holding of securities (including shares, warrants, convertible securities) of persons belonging to the category "Promoter and Promoter Group"										Total Shares (including underlying shares assuming full conversion of warrants and convertible securities) as a % of diluted share capital
		Details of Shares held			Encumbered shares (#)			Details of Warrants				
(i)	(ii)	(iii)	(iv)	(v)	(vi)=(v)/(iii)*100	(vii)	(viii)	(ix)	(x)	(xi)	(xii)	
	No. of Shares held	As a % of grand total (A)+(B)+(C)	No.	As a percentage	As a % of grand total (A) + (B) + (C) of sub-clause (i)(a)	Number of warrants held	As a % total number of warrants of the same class	Number of convertible securities held	As a % total number of convertible securities of the same class			
1	NETWORK18 MEDIA & INVESTMENTS LIMITED	532712856	31.08	0	0.00	0	0.00	0	0.00	0	0.00	
2	NETWORK18 MEDIA & INVESTMENTS LIMITED	311946638	18.20	0	0.00	0	0.00	0	0.00	0	0.00	
3	NETWORK18 MEDIA & INVESTMENTS LIMITED	32375568	1.89	0	0.00	0	0.00	0	0.00	0	0.00	
4	SHIMANO RETAIL PRIVATE LIMITED	85173200	4.97	0	0.00	0	0.00	0	0.00	0	0.00	
5	RB MEDIASOFT PRIVATE LIMITED	26050431	1.52	0	0.00	0	0.00	0	0.00	0	0.00	
6	ADVENTRUE MARKETING PRIVATE LIMITED	10420173	0.61	0	0.00	0	0.00	0	0.00	0	0.00	
7	WATERMARK INFRA TECH PRIVATE LIMITED	10420173	0.61	0	0.00	0	0.00	0	0.00	0	0.00	
8	COLORFUL MEDIA PRIVATE LIMITED	10420173	0.61	0	0.00	0	0.00	0	0.00	0	0.00	
9	RB MEDIA HOLDINGS PRIVATE LIMITED	10420173	0.61	0	0.00	0	0.00	0	0.00	0	0.00	
10	RRB INVESTMENTS PRIVATE LIMITED	163563	0.01	0	0.00	0	0.00	0	0.00	0	0.00	
11	RRB MEDIASOFT PRIVATE LIMITED	2363	0.00	0	0.00	0	0.00	0	0.00	0	0.00	
12	INDEPENDENT MEDIA TRUST (HELD IN THE NAME OF ITS TRUSTEE SANCHAR CONTENT PRIVATE LIMITED)	5414346	0.32	0	0.00	0	0.00	0	0.00	0	0.00	
13	RELIANCE INDUSTRIES LIMITED*	0	0.00	0	0.00	0	0.00	0	0.00	0	0.00	
14	RB HOLDINGS PRIVATE LIMITED*	0	0.00	0	0.00	0	0.00	0	0.00	0	0.00	
15	RELIANCE INDUSTRIAL INVESTMENTS AND HOLDINGS LIMITED*	0	0.00	0	0.00	0	0.00	0	0.00	0	0.00	
	TOTAL :	1035519657	60.41	0	0.00	0	0.00	0	0.00	0	0.00	

The term "encumbrance" has the same meaning as assigned to it in the Regulation 28(3) of the SAST Regulation, 2011.

* Currently these Promoter/Promoter Group entities do not hold any share in the Company.

For TV18 Broadcast Limited


Sachin Gupta
Company Secretary


(f)(c)(i) Statement showing holding of securities (including shares, warrants, convertible securities) of persons belonging to the category "Public" and holding more than 1% of the total number of shares.								
Sr. No.	Name of the shareholder	Number of shares held	Shares as a percentage of total number of shares (i.e., Grant total (A)+(B)+(C) indicated in Statement at para (f)(a) above)	Details of warrants		Details of convertible securities		Total shares (including underlying shares assuming full conversion of warrants and convertible securities) as a % of diluted share capital)
				Number of warrants held	As a % total number of warrants of the same class	Number of convertible securities held	% w.r.t total number of convertible securities of the same class	
1	GOVERNMENT PENSION FUND GLOBAL	40500000	2.36	0	0.00	0	0.00	2.36
2	JHUNJHUNWALA REKHA RAKESH	29560000	1.72	0	0.00	0	0.00	1.72
3	NETWORK18 GROUP SENIOR PROFESSIONAL WELFARE TRUST (Holding in the name of Trustee)	28725006	1.68	0	0.00	0	0.00	1.68
4	DERIVE TRADING P LTD	26398291	1.54	0	0.00	0	0.00	1.54
5	RELIANCE CAPITAL LIMITED	21812156	1.27	0	0.00	0	0.00	1.27
6	RELIANCE CAPITAL TRUSTEE CO LTD A/C- RELIANCE REGULAR SAVINGS FUND - BALANCED OPTION	21750531	1.27	0	0.00	0	0.00	1.27
7	DANSKE INVEST MANAGEMENT COMPANY S.A. A/C DANSKE INVEST SICAV-SIF-EMERGING AND FRONTIER MARKETS SMID	18174151	1.06	0	0.00	0	0.00	1.06
8	BRIGHT STAR INVESTMENTS PVT LTD	17724888	1.03	0	0.00	0	0.00	1.03
	TOTAL :	204645023	11.94	0	0.00	0	0.00	11.94

For TV18 Broadcast Limited


Sachin Gupta
Company Secretary


Statement showing holding of securities (including shares, warrants, convertible securities) of persons (together with PAC) belonging to the category "Public" and holding more than 5% of the total number of shares of the company							
(1)(c)(ii)	Name(s) of the shareholder(s) and the Persons Acting in Concert (PAC) with them	Number of shares	Shares as a percentage of total number of shares (i.e., Grant total (A)+(B)+(C) indicated in Statement at para (1)(a) above)	Details of warrants		Details of convertible securities	Total shares (including underlying shares assuming full conversion of warrants and convertible securities) as a % of diluted share capital)
Sr.No.				Number of warrants held	As a % total number of warrants of the same class	Number of convertible securities held	% w.r.t total number of convertible securities of the same class
1			0.00	0	0.00	0	0.00
TOTAL :		0	0.00	0	0.00	0	0.00

For TV18 Broadcast Limited


Sachin Gupta
Company Secretary


STATEMENT SHOWING DETAILS OF LOCKED-IN SHARES"			
(i)(d)	STATEMENT SHOWING DETAILS OF LOCKED-IN SHARES"	STATEMENT SHOWING DETAILS OF LOCKED-IN SHARES"	STATEMENT SHOWING DETAILS OF LOCKED-IN SHARES"
Sr.No	NAME OF THE SHAREHOLDER	Number of Locked - in Shares	Locked -in Shares as a % age of total no. of Shares {i.e. Grand Total (A)+(B)+ (C) indicated in Statement of Para (l)(a) above}
		0	
	TOTAL :		0

For TV18 Broadcast Limited



Sachin Gupta
 Company Secretary

STATEMENT SHOWING DETAILS OF DEPOSITORY RECEIPTS (DRS)				
(ii)(a)		Number of outstanding DRs	Number of shares underlying outstanding DRs	Shares underlying outstanding DRs as a percentage of total number of shares (i.e., Grand Total (A)+(B)+(C) indicated in Statement at Para(i)(a) above)
Sr.No.	Type of outstanding DR (ADRs,GDRs,SDRs,etc.)			
TOTAL :		0	0	0

For TV18 Broadcast Limited


Sachin Gupta
Company Secretary

Statement showing Holding of Depository Receipts (DRs), where underlying shares held by "Promoter/Promoter group" are in excess of 1% of the total number shares.				
(II)(b)	Name of the DR Holder	Type of outstanding DR (ADRs,GDRs,SDRs,etc.)	Number of shares underlying outstanding DRs	Shares underlying outstanding DRs as a percentage of total number of shares {i.e., Grand Total (A)+(B)+(C) indicated in Statement at para(I)(a) above}
	TOTAL :		0	0

For TV18 Broadcast Limited

 Sachin Gupta
 Company Secretary