


Introductory sub-table (I)(a)


Name of the Company: TVS MOTOR COMPANY LIMITED			
Scrip Code, Name of the scrip, class of security: Equity shares			
Quarter ended: 31st December 2014			
Partly paid-up shares:-	No. of partly paid-up shares	As a % of total no. of partly paid-up shares	As a % of total no. of shares of the company
Held by promoter/promoter group	NIL	NIL	NIL
Held by public	NIL	NIL	NIL
Total	NIL	NIL	NIL
Outstanding convertible securities:- No. of outstanding securities			
	As a % of total no. of outstanding convertible securities	As a % of total no. of shares of the company, assuming full conversion of the convertible securities	
Held by promoter/promoter group	NIL	NIL	NIL
Held by public	NIL	NIL	NIL
Total	NIL	NIL	NIL
Warrants:-			
	No. of warrants	As a % of total no. of warrants	As a % of total no. of shares of the company, assuming full conversion of warrants
Held by promoter/promoter group	NIL	NIL	NIL
Held by public	NIL	NIL	NIL
Total	NIL	NIL	NIL
Total paid-up capital of the company, assuming full conversion of warrants and convertible securities			

47,50,87,114 Equity shares of Re. 1/- each

For TVS Motor Company Limited

 K.S. Srinivasan
 Secretary

Statement Showing Shareholding Pattern

Category code	Category of Shareholder	Number of Shareholders	Table (D)(a)				Shares Pledged or otherwise encumbered		
			Total number of shares	Number of shares held in dematerialized form	Total shareholding as a percentage of total number of shares		Number of shares	As a percentage	(IX) = (VIII)/(IV)*100
			(IV)	(V)	As a percentage of (A+B) ¹	of (A+B+C)			
(I)	(II)	(III)	(IV)	(V)	(VI)	(VII)	(VIII)	(IX)	
(A)	Shareholding of Promoter and Promoter Group²								
1	Indian								
(a)	Individuals/ Hindu Undivided Family	0	0	0	0.00	0.00	0	0.00	
(b)	Central Government/ State Government(s)	0	0	0	0.00	0.00	0	0.00	
(c)	Bodies Corporate	1	272682786	272682786	57.40	57.40	0	0.00	
(d)	Financial Institutions/ Banks	0	0	0	0.00	0.00	0	0.00	
(e)	Any Others(Specify)	0	0	0	0.00	0.00	0	0.00	
	Sub Total(A)(1)	1	272682786	272682786	57.40	57.40	0	0.00	
2	Foreign								
a	Individuals (Non-Residents Individuals/ Foreign Individuals)	0	0	0	0.00	0.00	0	0.00	
b	Bodies Corporate	0	0	0	0.00	0.00	0	0.00	
c	Institutions	0	0	0	0.00	0.00	0	0.00	
d	Any Others(Specify)	0	0	0	0.00	0.00	0	0.00	
	Sub Total(A)(2)	0	0	0	0.00	0.00	0	0.00	
	Total Shareholding of Promoter and Promoter Group (A)= (A)(1)+(A)(2)	1	272682786	272682786	57.40	57.40	0	0.00	
(B)	Public shareholding								
1	Institutions								
(a)	Mutual Funds/ UTI	26	41056990	41046420	8.64	8.64	NA	NA	

For TVS Motor Company Limited

 K S Srinivasan
 Secretary

Category code	Category of Shareholder	Number of Shareholders	Total number of shares	Number of shares held in dematerialized form	Total shareholding as a percentage of total number of shares		Shares Pledged or otherwise encumbered
					As a percentage of (A+B) ¹	As a percentage of (A+B+C)	
		(III)	(IV)	(V)	(VI)	(VII)	(VIII)
	(II)						(IX) = (VIII)/(IV)*100
(I)							
(b)	Financial Institutions / Banks	14	858880	793520	0.18	0.18	
(c)	Central Government/ State Government(s)	0	0	0	0.00	0.00	
(d)	Venture Capital Funds	0	0	0	0.00	0.00	
(e)	Insurance Companies	10	15762498	15762498	3.32	3.32	
(f)	Foreign Institutional Investors	96	611124162	61113162	12.87	12.87	
(g)	Foreign Venture Capital Investors	0	0	0	0.00	0.00	
(h)	Qualified Foreign Investor	0	0	0	0.00	0.00	
(i)	Any Other (specify)	0	0	0	0.00	0.00	
(i-i)	Foreign Portfolio Investors	8	1158495	1158495	0.24	0.24	
	Sub-Total (B)(1)	154	119961025	119874095	25.25	25.25	
B 2	Non-institutions						
(a)	Bodies Corporate	959	19506461	19434757	4.11	4.11	NA
(b)	Individuals						1778676
I	Individuals -i. Individual shareholders holding nominal share capital up to Rs 1 lakh	107098	49937520	42513465	10.51	10.51	
II	ii. Individual shareholders holding nominal share capital in excess of Rs. 1 lakh.	20	6619654	6619654	1.39	1.39	
(c)	Qualified Foreign Investor	0	0	0	0.00	0.00	
(d)	Any Other (specify)						
(d-i)	Directors & relatives	9	4351966	4346966	0.92	0.92	
(d-ii)	NRI Repatriable	1168	1301085	1273515	0.27	0.27	60
(d-iii)	NRI-Non Repatriable	392	725197	724187	0.15	0.15	500
(d-iv)	Overseas Body Corporate	1	136	0	0.00	0.00	
(d-v)	Foreign National (IND)	2	1284	1284	0.00	0.00	
	Sub-Total (B)(2)	109649	82443303	74913828	17.35	17.35	
(B)	Total Public Shareholding (B)= (B)(1)+(B)(2)	109803	202404328	194787923	42.60	42.60	NA
							For TVS Motor Company Limited

K Srinivasan
K S Srinivasan
Secretary

Category code	Category of Shareholder	Number of Shareholders	Total number of shares	Number of shares held in dematerialized form	Total shareholding as a percentage of total number of shares		Shares Pledged or otherwise encumbered	
					As a percentage of (A+B) ¹	As a percentage of (A+B+C)	Number of shares	As a percentage
(I)	(II)	(III)	(IV)	(V)	(VI)	(VII)	(VIII)	(IX)= (VIII)/(IV)*100
	TOTAL (A)+(B)	109804	475087114	467470709	100.00	100.00		
(C)	Shares held by Custodians and against which Depository Receipts have been issued							
1	Promoter and Promoter Group	0	0	0	0.00	0.00	NA	NA
2	Public	0	0	0	0.00	0.00		
	Sub-Total (C)	0	0	0	0.00	0.00		
	GRAND TOTAL (A)+(B)+(C)	109804	475087114	467470709	100.00	100.00	1779236	0.37

For TVS Motor Company Limited



K S Srinivasan
Secretary

(D)(b) Statement showing holding of securities (including shares, warrants, convertible securities) of persons belonging to the category "Promoter and Promoter Group"

S.No	Name of the shareholder	Details of Shares held		Encumbered shares (*)		Details of warrants		Details of convertible securities		Total shares (including underlying shares assuming full conversion of warrants and convertible securities) as a % of diluted share capital
		Number of shares held	As a % of grand total (A) +(B) +(C)	No.	As a percentage	As a % of grand total (A)+(B)+(C) of sub-clause (I)(a)	Number of warrants held	As a % of total number of warrants of the same class	Number of convertible securities held	
(i)	(ii)	(iii)	(iv)	(v)	(vi)=(v)/(iii)*100	(vii)	(viii)	(ix)	(x)	(xi)
1	Sundaram-Clayton Limited	272682786	57.40	0	0.00	0.00	0	0.00	0	0.00
TOTAL		272682786	57.40	0	0.00	0.00	0	0.00	0	0.00

(*) The term "encumbrance" has the same meaning as assigned to it in regulation 28(3) of the SAST Regulations, 2011


For TVS Motor Company Limited


K S Srinivasan
Secretary

(D)(c)(i) Statement showing holding of securities (including shares, warrants, convertible securities) of persons belonging to the category "Public" and holding more than 1% of the total number of shares

S.No	Name of the shareholder	Number of shares held	Shares as a percentage of total number of shares {i.e., Grand Total (A)+(B)+(C) indicated in Statement at para (D)(a) above}	Details of warrants		Details of convertible securities			Total shares (including underlying shares assuming full conversion of warrants and convertible securities) as a % of diluted share capital
				Number of warrants held	As a % total number of warrants of the same class	Number of convertible securities held	% w.r.t total number of convertible securities of the same class		
1	Reliance Capital Trustee Company Limited	28237407	5.94	0	0.00	0	0.00	0	0
2	Life Insurance Corporation of India Limited	6327945	1.33	0	0.00	0	0.00	0	0
3	TVS Motor Harita Employees Welfare Foundation Private Limited in trust for TVS Motor Foundation	9433000	1.99						
4	Tree Line Asia Master Fund (Singapore)	6000000	1.26	0	0.00	0	0.00	0	0
5	HSBC Bank (Mauritius Limited)	14364519	3.02						
TOTAL		64362871	13.56	0	0.00	0.00	0.00	0.00	0.00


For TVS Motor Company Limited


K S Srinivasan
Secretary

(D)(c)(ii) Statement showing holding of securities (including shares, warrants, convertible securities) of persons (together with PAC) belonging to the category "Public" and holding more than 5% of the total number of shares of the company

S.No.	Name(s) of the shareholder(s) and the Persons Acting in Concert (PAC) with them	Number of shares	Shares as a percentage of total number of shares {i.e., Grand Total (A)+(B)+(C) indicated in Statement at para (D)(a) above}	Details of warrants		Details of convertible securities		Total shares (including underlying shares assuming full conversion of warrants and convertible securities) as a % of diluted share capital
				Number of warrants	As a % total number of warrants of the same class	Number of convertible securities held	% w.r.t total number of convertible securities of the same class	
1	Reliance Capital Trustee Company Limited	28237407	5.94	0	0.00	0	0.00	0
TOTAL		28237407	5.94	0	0.00	0	0.00	0

For TVS Motor Company Limited


K S Srinivasan
Secretary

(D)(d) Statement showing details of locked-in shares

Sr. No.	Name of the shareholder	Number of locked-in shares	Locked-in shares as a percentage of total number of shares {i.e., Grand Total (A)+(B)+(C) indicated in Statement at para (D)(a) above}
	-	0	0.00
TOTAL		0	0.00


For TVS Motor Company Limited


K S Srinivasan
Secretary

(II)(a) Statement showing details of Depository Receipts (DRs)

S.No.	Type of outstanding DR (ADRs, GDRs, SDRs, etc.)	Number of outstanding DRs	Number of shares underlying outstanding DRs	Shares underlying outstanding DRs as a percentage of total number of shares {i.e., Grand Total (A)+(B)+(C) indicated in Statement at para (I)(a) above}
	-	0	0	0.00
TOTAL		0	0	0.00

For TVS Motor Company Limited


K S Srinivasan
Secretary

(II)(b) Statement showing holding of Depository Receipts (DRs), where underlying shares held by "promoter/promoter group" are in excess of 1% of the total number of shares

S.No.	Name of the DR Holder	Type of outstanding DR (ADRs, GDRs, SDRs, etc.)	Number of shares underlying outstanding DRs	Shares underlying outstanding DRs as a percentage of total number of shares {i.e., Grand Total (A)+(B)+(C) indicated in Statement at para (I)(a) above}
-	-	0	0	0.00
TOTAL			0	0.00

For TVS Motor Company Limited


K S Srinivasan
Secretary

Voting Rights Details						
Category of Shareholder	Table (D)(a)			Total Voting Rights (X+Y+Z)	% of A+B	% of A+B+C
	No of Voting Rights Class X	No of Voting Rights Class Y	No of Voting Rights Class Z			
(I)	(II)	(III)	(IV)			
Shareholding of Promoter and Promoter Group²						
Indian						
Individuals/ Hindu Undivided Family	0	0	0	0	0	0
Central Government/ State Government(s)	0	0	0	0	0	0
Bodies Corporate	0	0	0	0	0	0
Financial Institutions/ Banks	0	0	0	0	0	0
Any Others(Specify)	0	0	0	0	0	0
Sub Total(A)(1)	0	0	0	0	0	0
Foreign						
Individuals (Non-Residents)						
Individuals/ Foreign Individuals)	0	0	0	0	0	0
Bodies Corporate	0	0	0	0	0	0
Institutions	0	0	0	0	0	0
Qualified Foreign Investor	0	0	0	0	0	0
Any Others(Specify)	0	0	0	0	0	0
Director	0	0	0	0	0	0
Sub Total(A)(2)	0	0	0	0	0	0

For IVS Motor Company Limited



K S Srinivasan
Secretary

Total Shareholding of Promoter and Promoter Group (A)= (A)(1)+(A)(2)	0	0	0	0	0	0	0	0	0
Public shareholding	0	0	0	0	0	0	0	0	0
Institutions	0	0	0	0	0	0	0	0	0
Mutual Funds/ UTI	0	0	0	0	0	0	0	0	0
Financial Institutions / Banks	0	0	0	0	0	0	0	0	0
Central Government/ State Government(s)	0	0	0	0	0	0	0	0	0
Venture Capital Funds	0	0	0	0	0	0	0	0	0
Insurance Companies	0	0	0	0	0	0	0	0	0
Foreign Institutional Investors	0	0	0	0	0	0	0	0	0
Foreign Venture Capital Investors	0	0	0	0	0	0	0	0	0
Qualified Foreign Investor	0	0	0	0	0	0	0	0	0
Any Other (specify)	0	0	0	0	0	0	0	0	0
Sub-Total (B)(1)	0	0	0	0	0	0	0	0	0
Non-institutions									
Bodies Corporate	0	0	0	0	0	0	0	0	0
Individuals	0	0	0	0	0	0	0	0	0
Individuals -i. Individual shareholders holding nominal share capital up to Rs 1 lakh	0	0	0	0	0	0	0	0	0
ii. Individual shareholders holding nominal share capital in excess of Rs. 1 lakh.	0	0	0	0	0	0	0	0	0
Qualified Foreign Investor	0	0	0	0	0	0	0	0	0
Any Other (specify)	0	0	0	0	0	0	0	0	0
Directors & relatives	0	0	0	0	0	0	0	0	0
NRI Repatriable	0	0	0	0	0	0	0	0	0
NRI-Non Repatriable	0	0	0	0	0	0	0	0	0
								For TVSOMotor Limited	0

K S Srinivasan
K S Srinivasan
Secretary

Sub-Total (B)(2)	0	0	0	0	0	0	0	0
Total Public Shareholding (B)= (B)(1)+(B)(2)	0	0	0	0	0	0	0	0
TOTAL (A)+(B)	0	0	0	0	0	0	0	0
Shares held by Custodians and against which Depository Receipts have been issued								
Promoter and Promoter Group	0	0	0	0	0	0	0	0
Public	0	0	0	0	0	0	0	0
Sub-Total (C)	0	0	0	0	0	0	0	0
GRAND TOTAL (A)+(B)+(C)	0	0	0	0	0	0	0	0

For TVS Motor Company Limited


K S Srinivasan
Secretary