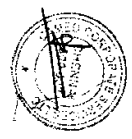


NAME OF THE COMPANY : TAMILNADU NEWSPRINT & PAPER LTD.
 REGISTERED OFFICE : 531426
 SHAREHOLDING PATTERN AS ON : 31-Dec-2014

CLASS OF SECURITY : EQUITY

Introductory sub-table (1)(a)

Partly paid-up shares:-	No. of partly paid-up shares	As a % of total no. of partly paid-up shares	As a % of total no. of shares of the company
Held by promoter/promoter group			
Held by public			
Total - D			
Outstanding convertible securities:-	No. of outstanding securities	As a % of total no. of outstanding convertible securities	As a % of total no. of shares of the company, assuming full conversion of convertible securities
Held by promoter/promoter group			
Held by public			
Total - E			
Warrants:-	No. of warrants	As a % of total no. of warrants	As a % of total no. of shares assuming full conversion of warrants
Held by promoter/promoter group			
Held by public			
Total - F			
Total Paid-up Capital of the company, assuming full conversion of warrants and convertible securities	69210600		



CLAUSE 25
Introductory sub-table (1)(a)

NAME OF THE COMPANY : TAMILNADU NEWSPRINT & PAPER LTD. CLASS OF SECURITY : EQUITY
 SCRP CODE : 531426
 QUARTER ENDED : 31-Dec-2014
 SHAREHOLDING PATTERN AS ON : 31-Dec-2014

STATEMENT SHOWING SHAREHOLDING PATTERN

GATE CATEGORY OF SHARE HOLDER	NO. OF HOLDERS	TOTAL NO. OF SHARES	SHARES IN DEMAT	TOTAL SHAREHOLDING AS A PERCENTAGE OF TOTAL NUMBER OF SHARES	AS A % OF (A+B) (VI)	AS A % OF (A+B+C) (VII)	Number of Shares (VIII)	AS A % OF (VIII) (IX)	SHARES PLEDGED OR OTHERWISE ENCUMBERED
(I) (II)									
A. SHAREHOLDING OF PROMOTER AND PROMOTER GROUP									
1. INDIAN									
a. INDIVIDUALS/HINDU UNDIVIDED FAMILY	0	0	0	0.0000	0.0000	0	0	0.0000	0
b. CENTRAL GOVERNMENT/ STATE GOVERNMENT(S)	1	24444900	24444900	35.3195	35.3195	0	0	0.0000	0
c. BODIES CORPORATE	0	0	0	0.0000	0.0000	0	0	0.0000	0
d. FINANCIAL INSTITUTIONS/ BANKS	0	0	0	0.0000	0.0000	0	0	0.0000	0
e. ANY OTHER	0	0	0	0.0000	0.0000	0	0	0.0000	0
SUB - TOTAL (A)(1)									
1 24444900 24444900 35.3195 35.3195 0 0.0000									
2. FOREIGN									
a. INDIVIDUALS (NON-RESIDENT INDIVIDUALS/ FOREIGN INDIVIDUALS)	0	0	0	0.0000	0.0000	0	0	0.0000	0
b. BODIES CORPORATE	0	0	0	0.0000	0.0000	0	0	0.0000	0
c. INSTITUTIONS	0	0	0	0.0000	0.0000	0	0	0.0000	0
d. QUALIFIED FOREIGN INVESTOR	0	0	0	0.0000	0.0000	0	0	0.0000	0
e. ANY OTHER	0	0	0	0.0000	0.0000	0	0	0.0000	0
SUB - TOTAL (A)(2)									
0 0 0 0.0000 0.0000 0 0.0000									
TOTAL SHARE HOLDING OF PROMOTER AND PROMOTER GROUP (A) = (A)(1)+(A)(2)									
1 24444900 24444900 35.3195 35.3195 0 0.0000									

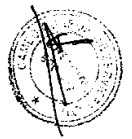


CLAUSE 35
Introductory sub-table (1)(a)

NAME OF THE COMPANY : TAMILNADU NEWSPRINT & PAPER LTD.
 SCRIIP CODE : 531426
 QUARTER ENDED : 31-Dec-2014
 SHAREHOLDING PATTERN AS ON : 31-Dec-2014
 CLASS OF SECURITY : EQUITY

STATEMENT SHOWING SHAREHOLDING PATTERN
 TABLE (1)(a)

CATE GORY CODE	CATEGORY OF SHARE HOLDER	NO. OF HOLDERS	TOTAL NO. OF SHARES	SHARES IN DEMAN	TOTAL SHAREHOLDING AS PERCENTAGE OF TOTAL NUMBER OF SHARES	SHARES PLEDGED OR OTHERWISE ENCLUMBERED	AS A % OF (A+B)		AS A % OF (A+B+C)		Number of Shares (VII)	AS A % OF (VII)*100
							(VI)	(VII)	(VIII)	(IX)		
B. PUBLIC SHAREHOLDING												
1.	INSTITUTIONS	23	6263791	6260991	9.0503	9.0503	NA	NA	NA	NA	NA	NA
a.	MUTUAL FUNDS/UTI	6	522991	521591	0.7556	0.7556	NA	NA	NA	NA	NA	NA
b.	FINANCIAL INSTITUTIONS/ BANKS	10	2808590	942820	4.0580	4.0580	NA	NA	NA	NA	NA	NA
c.	CENTRAL GOVERNMENT/ STATE GOVERNMENT(S)	0	0	0	0.0000	0.0000	NA	NA	NA	NA	NA	NA
d.	VENTURE CAPITAL FUNDS	6	10193949	10193549	14.7288	14.7288	NA	NA	NA	NA	NA	NA
e.	INSURANCE COMPANIES	37	7207599	7207599	10.4140	10.4140	NA	NA	NA	NA	NA	NA
f.	FOREIGN INSTITUTIONAL INVESTORS	0	0	0	0.0000	0.0000	NA	NA	NA	NA	NA	NA
g.	FOREIGN VENTURE CAPITAL INVESTORS	0	0	0	0.0000	0.0000	NA	NA	NA	NA	NA	NA
h.	QUALIFIED FOREIGN INVESTOR	1	27000	27000	0.0390	0.0390	NA	NA	NA	NA	NA	NA
1.	ANY OTHER Foreign Investor Category I	1	27000	27000	0.0390	0.0390	NA	NA	NA	NA	NA	NA
SUB - TOTAL (B)(1)		63	27023910	25143550	39.0459	39.0459	NA	NA	NA	NA	NA	NA



CLAUSE 32
Introductory sub-table (1)(a)

NAME OF THE COMPANY : TAMILNADU NEWSPRINT & PAPER LTD.
 REGISTERED OFFICE : 531426
 SHAREHOLDING PATTERN AS ON : 31-Dec-2014
 CLASS OF SECURITY : EQUITY

STATEMENT SHOWING SHAREHOLDING PATTERN
 TABLE (1)(a)

DATE GORY CODE	CATEGORY OF SHARE HOLDER	NO. OF HOLDERS	TOTAL NO. OF SHARES	SHARES IN DEBIT	TOTAL SHAREHOLDING AS A PERCENTAGE OF TOTAL NUMBER OF SHARES		Number of Shares (VII)	As a Percentage (IX) = (VII)/(V)*100
					AS A % OF (A+B) (VI)	AS A % OF (A+B+C) (VII)		
(I)	(II)	(III)	(IV)	(V)	(VI)	(VII)	(VIII)	(IX)
2.	NON-INSTITUTIONS							
a.	BODIES CORPORATE	619	4671942	4491962	6.7503	6.7503	NA	NA
b.	INDIVIDUALS - HOLDING NOMINAL SHARE CAPITAL UP TO RS. 1 LAKH	27552	6661692	6194300	9.6252	9.6252	NA	NA
II	INDIVIDUAL SHAREHOLDERS HOLDING NOMINAL SHARE CAPITAL IN EXCESS OF RS. 1 LAKH	130	5468960	5468960	7.9019	7.9019	NA	NA
c.	QUALIFIED FOREIGN INVESTOR	0	0	0	0.0000	0.0000	NA	NA
d.	ANY OTHER CLEARING MEMBERS, FINANCIAL INSTITUTIONS, HINDU UNDIVIDED FAMILIES NON RESIDENT INDIANS TRUSTS	45 764 457 4	21755 480287 435253 1501	21755 480287 407250 1501	0.0314 0.6939 0.6254 0.0021	0.0314 0.6939 0.6254 0.0021	NA NA NA NA	NA NA NA NA
		1280	939196	906098	1.3570	1.3570	NA	NA
SUB - TOTAL (B)(2)		29581	17741790	17061318	25.6344	25.6344	NA	NA
TOTAL PUBLIC SHAREHOLDING (B) = (B)(1)+(B)(2)		29664	44765700	42204868	64.6804	64.6804	NA	NA
TOTAL (A)+(B)		29665	69210600	66649768	100.0000	100.0000	0	0.0000



DATE CODE	CATEGORY OF SHARE HOLDER	NO. OF HOLDERS	TOTAL NO. OF SHARES	SHARES IN DEMAND	TOTAL SHAREHOLDING AS A PERCENTAGE OF TOTAL NUMBER OF SHARES		SHARES FLEDGED OR OTHERWISE ENCUMBERED	AS A PERCENTAGE OF TOTAL SHARES (IX) = (VII)/(V)*100
					AS A % OF (A+B) (VI)	AS A % OF (A+B+C) (VII)		
(I)	(II)	(III)	(IV)	(V)	(VI)	(VII)	(VIII)	(IX)
C. SHARES HELD BY CUSTODIANS AND AGAINST WHICH RECEIPTS HAVE BEEN ISSUED								
	Promoter and Promoter Group	0	0	0	0.0000	0.0000	NA	NA
	Public	0	0	0	0.0000	0.0000	NA	NA
	TOTAL CUSTODIAN (C)	0	0	0	0.0000	0.0000	NA	NA
GRAND TOTAL (A)+(B)+(C)		29665	59210600	55549769	100.0000	100.0000	0	0.0000


TAMILNADU ELECTRICITY & POWER LTD -
 (1)(b) Statement showing holding of securities (including shares, warrants, convertible securities) of persons belonging to the
 category "Promoter and Promoter Group" - 31-Dec-2014

Sr.No	Name of the shareholder	Details of Shares held				Encumbered shares (iv)		Details of warrants		Details of convertible securities			Total shares (including underlyng shares assuming full conversion of warrants and convertible securities) as a % of diluted share capital (XIII)
		No. of Shares held	As a % of grand total (A)+(B)+(C)	No. of Shares held	As a percentage (A)/(A)+(B)+(C)	As a % of grand total (A)+(B)+(C) of sub-clause (i)(a)	Number of warrants held	As a % total number of warrants of the same class	Number of convertible securities held	As a % total number of convertible securities of the same class	As a % of diluted share capital (XII)		
(I)	(II)	(III)	(IV)	(V)	(VI)=(V)/(III)*100	(VII)=(V)/(IV)*100	(VIII)	(IX)	(X)	(XI)	(XII)	(XIII)	
1	GOVERNORS OF TAMILNADU	244449001	35.3195	0	0.0000	0.0000	0	0.0000	0	0.0000	0	0.0000	35.3195
	TOTAL	244449001	35.3195	0	0.0000	0.0000	0	0.0000	0	0.0000	0	0.0000	35.3195



TAMILNADU ELECTRICITY & POWER LTD.
 (1)(C)(1) Statement showing holding of securities (including shares, warrants, convertible securities) of persons belonging to the category "Public" and holding more than 1% of the total number of shares - 31-Dec-2014


Sl.No	Name of the shareholder	No. of Shares held	Shares as a percentage of total number of shares	Details of warrants		Details of convertible securities		Total shares (including underlying shares assuming full conversion of warrants and convertible securities) as a % of diluted share capital
				Number of warrants held	As a % of total number of warrants of the same class	Number of convertible securities held	% w.r.t total number of convertible securities of the same class	
1	LIFE INSURANCE CORPORATION OF INDIA	6891158	9.9567	0	0.0000	0	0.0000	9.9567
2	GENERAL INSURANCE CORPORATION OF INDIA	2110074	3.0487	0	0.0000	0	0.0000	3.0487
3	GOVERNMENT PENSION FUND GLOBAL	2072000	2.9908	0	0.0000	0	0.0000	2.9908
4	HARBURG WALLE FUND	3500000	5.0570	0	0.0000	0	0.0000	5.0570
5	HDFC STANDARD LIFE INSURANCE COMPANY LIMITED	700000	1.0114	0	0.0000	0	0.0000	1.0114
6	HDFC TRUSTEE COMPANY LIMITED - HDFC PRUDENCE FUND	3981654	5.7529	0	0.0000	0	0.0000	5.7529
7	HDFC TRUSTEE COMPANY LTD HDFC MF MONTHLY INCOME PLAN LONG TERM PLAN	2238448	3.2145	0	0.0000	0	0.0000	3.2145
	TOTAL	21491514	31.0523	0	0.0000	0	0.0000	31.0523



TANILKADU INSURANCE & PAPER LTD.

(1)(C)(ii) Statement showing holding of securities (including shares, warrants, convertible securities) of persons (together with PAC) belonging to the category "Public" and holding more than 5% of the total number of shares of the company - 31-Dec-2014

Sr.No	Name(s) of the shareholder(s) and the Persons Acting in Concert (PAC) with them	No. of Shares held	Shares as a percentage of total number of shares (i.e., Grand Total (A)+(B)+(C) indicated in Statement at para(1)(a) above)	Details of warrants		Details of convertible securities		Total shares (including underlying shares assuming full conversion of warrants and convertible securities) as a % of diluted share capital
				Number of warrants held	As a % of total number of warrants of the same class	Number of convertible securities held	% w.r.t total number of convertible securities of the same class	
1	LIFE INSURANCE CORPORATION OF INDIA	6891158	9.9567	0	0.0000	0	0.0000	9.9567
2	WARRANTS VALUE FUND	3500000	5.0570	0	0.0000	0	0.0000	5.0570
3	HDFC TRUSTEE COMPANY LIMITED - HDFC PRUDENCE FUND	3981634	5.7529	0	0.0000	0	0.0000	5.7529
	HDFC TRUSTEE COMPANY LTD HDFC MF MONTHLY INCOME PLAN LONG TERM PLAN	2273648	3.2345	0	0.0000	0	0.0000	3.2345
	TOTAL	16611440	24.0012	0	0.0000	0	0.0000	24.0012



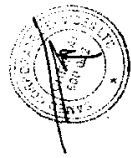
TANILWOOD NEWSPRINT & PAPER LTD.
 (1)(d) STATEMENT SHOWING DETAILS OF LOCKED-IN SHARES -31-Dec-2014

SL. NO/NAME OF THE SHARE HOLDER	NUMBER OF LOCKED-IN SHARES AS A % OF TOTAL NUMBER OF SHARES	(A)+(B)+(C) INDICATED IN STATEMENT AT PARA (1)(a)	PROMOTER / PREPROMOTER GROUP / PUBLIC
NIL			



TANILINDO NEKERKRENT & PAPER LTD.
 (11)(a) STATEMENT SHOWING DETAILS OF DEPOSITORY RECEIPTS (DRs) - 31-Dec-2014

Sl. No	Type of Outstanding DR (ADRs, GDRs, SDR, etc.)	Number of Outstanding DRs	Number of Shares Underlying Outstanding DRs	Shares Underlying Outstanding DRs as a % of Total Number of Shares (i.e., Grand Total (A)+(B)+(C) Indicated in Statement at Para (1)(a) (Round)
	NIL			



TAMILNADU INVESTMENT & TRUST LTD.
 (11) (D) STATEMENT SHOWING HOLDING OF DEPOSITORY RECEIPTS (DRS), WHERE UNDERLYING SHARES HELD BY
 PROMOTER/PROMOTER GROUP ARE IN EXCESS OF 1% OF THE TOTAL NUMBER OF SHARES - 31-Dec-2014

Sl. No	Name of the DR Holder	Type of Outstanding DR (DRs, GDRs, SDRs, etc.)	Number of Shares Underlying Outstanding DRS	DRs as a % of Total Number of Shares (3.e., Grand Total Outstanding DRS (a)+(b)+(c) Indicated in Statement at Para (1) (a) Above)
NIL				



TORNILAMBU INVESTMENT & PAPER LTD.
 (III)(c) STATEMENT SHOWING THE VOTING PATTERN OF SHAREHOLDERS, IF MORE THAN ONE CLASS OF SHARES / SECURITIES
 IS ISSUED BY THE ISSUER.

	(I)	(II)	(III)	(IV)	(V)	(VI)	(VII)	(VIII)
(B) PUBLIC SHAREHOLDING								
(1) INSTITUTIONS								
(a) MUTUAL FUNDS / UTI								
(b) FINANCIAL INSTITUTIONS / BANKS								
(c) CENTRAL GOVERNMENT / STATE GOVERNMENT(S)								
(d) VENTURE CAPITAL FUNDS								
(a) INSURANCE COMPANIES								
(f) FOREIGN INSTITUTIONAL INVESTORS								
(g) FOREIGN VENTURE CAPITAL INVESTORS								
(h) ANY OTHER (SPECIFY)								
SUB-TOTAL (B)(1)								
(2) NON-INSTITUTIONS								
(a) BODIES CORPORATE								
(b) INDIVIDUALS - I. INDIVIDUAL SHAREHOLDERS HOLDING NOMINAL SHARECAPITAL UP TO RS. 1 LAKH II. INDIVIDUAL SHAREHOLDERS HOLDING NOMINAL SHARECAPITAL IN EXCESS OF RS. 1 LAKH								
(c) ANY OTHER (SPECIFY)								
SUB-TOTAL (B)(2)								
TOTAL PUBLIC SHAREHOLDING (B)=(B)(1)+(B)(2)								
TOTAL (A)+(B)								
(C) SHARES HELD BY CUSTODIANS AND AGAINST WHICH DEPOSITARY RECEIPTS HAVE BEEN ISSUED								
GRAND TOTAL (A)+(B)+(C)								



TRAVINDU MANAGEMENT & PAPER LTD.
 (III)(a) STATEMENT SHOWING THE VOTING PATTERN OF SHAREHOLDERS, IF MORE THAN ONE CLASS OF SHARES / SECURITIES
 IS ISSUED BY THE ISSUER.

CATEGORY OF SHARE HOLDER	NUMBER OF VOTING RIGHTS HELD IN EACH CLASS OF SECURITIES			TOTAL VOTING RIGHTS (III+IV+V)	TOTAL VOTING RIGHTS I.e. (VI)	AS A % OF (A+B) (VII)	AS A % OF (A+B+C) (VIII)
	CLASS X (III)	CLASS Y (IV)	CLASS Z (V)				
(A) PROMOTER AND PROMOTER GROUP							
(1) INDIAN							
(a) INDIVIDUALS/INDU UNDIVIDED FAMILY							
(b) CENTRAL GOVERNMENT / STATE GOVERNMENT (3)							
(c) INDIES CORPORATE							
(d) FINANCIAL INSTITUTIONS / BANKS							
(e) ANY OTHER (SPECIFY)							
SUB-TOTAL (A)(1)							
(2) FOREIGN							
(a) INDIVIDUALS (NON-RESIDENT INDIVIDUALS / FOREIGN INDIVIDUALS)							
(b) INDIES CORPORATE							
(c) INSTITUTIONS							
(d) ANY OTHER							
SUB-TOTAL (A)(2)							
TOTAL SHAREHOLDING OF PROMOTER AND PROMOTER GROUP (A)=(A)(1)+(A)(2)							

