

## Introductory sub-table (I)(a)

Name of the Company: TECHINDIA NIRMAN LIMITED			
Scrip Code, Name of the scrip, class of security: 526576			
Quarter ended: 31.12.2014			
<b>Partly paid-up shares:-</b>	<b>No. of partly paid-up shares</b>	<b>As a % of total no. of partly paid-up shares</b>	<b>As a % of total no. of shares of the company</b>
Held by promoter/promoter group	0	0	0
Held by public	0	#DIV/0!	0
<b>Total</b>	<b>0</b>	<b>#DIV/0!</b>	<b>0</b>
<b>Outstanding convertible securities:-</b>	<b>No. of outstanding securities</b>	<b>As a % of total no. of outstanding convertible securities</b>	<b>As a % of total no. of shares of the company, assuming full conversion of the convertible securities</b>
Held by promoter/promoter group	0	#DIV/0!	0
Held by public	0	#DIV/0!	0
<b>Total</b>	<b>0</b>	<b>#DIV/0!</b>	<b>0</b>
<b>Warrants:-</b>	<b>No. of warrants</b>	<b>As a % of total no. of warrants</b>	<b>As a % of total no. of shares of the company, assuming full conversion of warrants</b>
Held by promoter/promoter group	0	#DIV/0!	0
Held by public	0	#DIV/0!	0
<b>Total</b>	<b>0</b>	<b>#DIV/0!</b>	<b>0</b>
<b>Total paid-up capital of the company, assuming full conversion of warrants and convertible securities</b>	<b>14326000</b>	<b>100</b>	<b>100</b>

TECHINDIA NIRMAN LIMITED


  
 AUTHORIZED SIGNATORY


Statement Showing Shareholding Pattern									
Category code	Category of Shareholder	Table I(a)				Total shareholding as a percentage of total number of shares		Shares Pledged or otherwise encumbered	
		Number of Shareholders	Total number of shares	Number of shares held in dematerialized form	As a percentage of (A+B) <sup>1</sup>	As a percentage of (A+B+C)	Number of shares	As a percentage	
		(III)	(IV)	(V)	(VI)	(VII)	(VIII)	(IX) = (VIII)/(IV)*100	
(A)	Shareholding of Promoter and Promoter								
1	Indian								
(a)	Individuals/ Hindu Undivided Family	2	1159	1159	0.01	0.00	0	0.00	
(b)	Central Government/ State Government(s)	0	0	0	0.00	0.00	0	#DIV/0!	
(c)	Bodies Corporate	11	4875974	4875974	34.04	34.04	0	0.00	
(d)	Financial Institutions/ Banks	0	0	0	0.00	0.00	0	#DIV/0!	
(e)	Any Others(Specify)	0	0	0	0.00	0.00	0	#DIV/0!	
(e-i)								#DIV/0!	
(e-ii)								#DIV/0!	
	Sub Total(A)(1)	13	4877133	4877133	34.04	34.04	0	0.00	
2	Foreign								
a	Individuals (Non-Residents Individuals/ Foreign Individuals)	0	0	0	0.00	0.00	0	#DIV/0!	
b	Bodies Corporate	0	0	0	0.00	0.00	0	#DIV/0!	
c	Institutions	0	0	0	0.00	0.00	0	#DIV/0!	
d	Qualified Foreign Investor	0	0	0	0.00	0.00	0	#DIV/0!	
e	Any Others(Specify)	0	0	0	0.00	0.00	0	#DIV/0!	
e-i								#DIV/0!	
e-ii								#DIV/0!	
	Sub Total(A)(2)	0	0	0	0.00	0.00	0	#DIV/0!	
	Total Shareholding of Promoter and	13	4877133	4877133	34.04	34.04	0	0.00	
(B)	Public shareholding						NA	NA	
1	Institutions						NA	NA	
(a)	Mutual Funds/ UTI	10	4408	696	0.03	0.03			
(b)	Financial Institutions/ Banks	4	105966	105908	0.74	0.74			
(c)	Central Government/ State Government(s)	0	0	0	0.00	0.00			
(d)	Venture Capital Funds	0	0	0	0.00	0.00			
(e)	Insurance Companies	0	0	0	0.00	0.00			
(f)	Foreign Institutional Investors	1	1450	0	0.01	0.01			
(g)	Foreign Venture Capital Investors	0	0	0	0.00	0.00			
(h)	Qualified Foreign Investor	0	0	0	0.00	0.00			
(i)	Any Other (specify)	0	0	0	0.00	0.00			
(i-i)	Overseas Bodies Corporate	1	2320	2320	0.02	0.02			
(i-ii)									
	Sub-Total (B)(1)	16	114144	108924	0.80	0.80	0		
B 2	Non-institutions						NA	NA	
(a)	Bodies Corporate	696	1446188	1335489	10.09	10.09			
(b)	Individuals								
I	Individuals -i Individual shareholders holding nominal share capital up to Rs 1 lakh	27439	5684127	4904075	39.68	39.68			
II	ii Individual shareholders holding nominal share capital in excess of Rs. 1 lakh.	90	2094960	1968545	14.62	14.62			
(c)	Qualified Foreign Investor	0	0	0	0.00	0.00			
(d)	Any Other (specify)								
(d-i)	NRI	181	80078	44466	0.56	0.56			
(d-ii)	Clearing Members	26	29370	29370	0.21	0.21			
	Sub-Total (B)(2)	28432	9334723	8281945	65.16	65.16			
(B)	Total Public Shareholding (B)= (B)(1)+(B)(2)	28448	9448867	8390869	65.96	65.96	NA	NA	
	TOTAL (A)+(B)	28461	14326000	13268002	100.00	100.00	0	0.00	
(C)	Shares held by Custodians and against which Depository Receipts have been issued	0	0	0	0.00	0.00	NA	NA	
1	Promoter and Promoter Group	0	0	0	0.00	0.00		#DIV/0!	
2	Public	0	0	0	0.00	0.00			
	Sub-Total (C)	0	0	0	0.00	0.00	0		
	GRAND TOTAL (A)+(B)+(C)	28461	14326000	13268002	100.00	100.00	0	0.00	

TECHINDIA NIRMAN LIMITED

  
AUTHORISED SIGNATORY

Sr.No	Notes
1	
2	
3	
4	
5	
6	
7	
8	
9	

**TECHINDIA NIRMAN LIMITED**



**AUTHORISED SIGNATORY**




(1)(b) Statement showing holding of securities (including shares, warrants, convertible securities) of persons belonging to the category "Promoter and Promoter Group"

Sr. No.	Name of the shareholder	Details of Shares held		Encumbered shares (*)			Details of warrants		Details of convertible securities		Total shares (including underlying shares assuming full conversion of warrants and convertible securities) as a % of diluted share capital
		Number of shares held	As a % of grand total (A)+(B)+(C)	No.	As a percentage	As a % of grand total (A)+(B)+(C) of sub-clause (I)(a)	Number of warrants held	As a % total number of warrants of the same class	Number of convertible securities held	As a % total number of convertible securities of the same class	
(i)	(ii)	(iii)	(iv)	(v)	(vi)=(v)/(iii)*100	(vii)	(viii)	(ix)	(x)	(xi)	(xii)
1	Nath Royal Ltd.	3580674	24.99	0	0.00	0.00	0	#DIV/0!	0	#DIV/0!	24.99
2	Akash Farms Private Limited	381822	2.67	0	0.00	0.00	0	#DIV/0!	0	#DIV/0!	2.67
3	Nath Biotechnologies Ltd.	266800	1.86	0	0.00	0.00	0	#DIV/0!	0	#DIV/0!	1.86
4	Nath Securities Limited	249749	1.74	0	0.00	0.00	0		0		1.74
5	Prabha Farms Pvt. Ltd.	143933	1.00	0	0.00	0.00	0	#DIV/0!	0	#DIV/0!	1.00
6	Tingli Finvest Pvt. Ltd.	117218	0.82	0	0.00	0.00	0	#DIV/0!	0	#DIV/0!	0.82
7	Ashu Farms Private Limited	79855	0.56	0	0.00	0.00	0	#DIV/0!	0	#DIV/0!	0.56
8	Tingli Finvest Pvt. Ltd.	53721	0.37	0	0.00	0.00	0	#DIV/0!	0	#DIV/0!	0.37
9	Paresh Farms Pvt. Ltd.	986	0.01	0	0.00	0.00	0	#DIV/0!	0	#DIV/0!	0.01
10	Prabha Farms Pvt. Ltd.	638	0.00	0	0.00	0.00	0	#DIV/0!	0	#DIV/0!	0.00
11	Jeevan Investments Pvt. Ltd.	578	0.00	0	0.00	0.00	0	#DIV/0!	0	#DIV/0!	0.00
12	Jeevanlata Kagliwal	773	0.01	0	0.00	0.00	0	#DIV/0!	0	#DIV/0!	0.01
13	Nandkishor Kagliwal	386	0.00	0	0.00	0.00	0	#DIV/0!	0	#DIV/0!	0.00
<b>TOTAL</b>		<b>4877133</b>	<b>34.04</b>	<b>0</b>	<b>0.00</b>	<b>0.00</b>	<b>0</b>	<b>#DIV/0!</b>	<b>0</b>	<b>#DIV/0!</b>	<b>34.04</b>

(\*) The term "encumbrance" has the same meaning as assigned to it in regulation 28(3) of the SAST Regulations, 2011

**TECHINDIA NIRMAN LIMITED**




**AUTHORISED SIGNATORY**

(I)(c)(i) Statement showing holding of securities (including shares, warrants, convertible securities) of persons belonging to the category "Public" and holding more than 1% of the total number of shares

Sr. No.	Name of the shareholder	Number of shares held	Shares as a percentage of total number of shares {i.e., Grand Total (A)+(B)+(C) indicated in Statement at para (I)(a) above}	Details of warrants		Details of convertible securities		Total shares / (including underlying shares assuming full conversion of warrants and convertible securities) as a % of diluted share capital
				Number of warrants held	As a % total number of warrants of the same class	Number of convertible securities held	% w.r.t total number of convertible securities of the same class	
1			#VALUE!		#VALUE!		#VALUE!	
2			#VALUE!		#VALUE!		#VALUE!	
3			0.00		#DIV/0!		#DIV/0!	
4			0.00		#DIV/0!		#DIV/0!	
5			0.00		#DIV/0!		#DIV/0!	
6			0.00		#DIV/0!		#DIV/0!	
7			0.00		#DIV/0!		#DIV/0!	
8			0.00		#DIV/0!		#DIV/0!	
9			0.00		#DIV/0!		#DIV/0!	
10			0.00		#DIV/0!		#DIV/0!	
<b>TOTAL</b>		<b>0</b>	<b>0.00</b>	<b>0</b>	<b>#DIV/0!</b>	<b>0</b>	<b>#DIV/0!</b>	<b>0</b>

**TECHINDIA NIRMAN LIMITED**




**AUTHORISED SIGNATORY**

(1)(c)(ii) Statement showing holding of securities (including shares, warrants, convertible securities) of persons (together with PAC) belonging to the category "Public" and holding more than 5% of the total number of shares of the company

Sr. No.	Name(s) of the shareholder(s) and the Persons Acting in Concert (PAC) with them	Number of shares	Shares as a percentage of total number of shares {i.e., Grand Total (A)+(B)+(C) indicated in Statement at para (I)(a) above}	Details of warrants		Details of convertible securities		Total shares (including underlying shares assuming full conversion of warrants and convertible securities) as a % of diluted share capital
				Number of warrants	As a % total number of warrants of the same class	Number of convertible securities held	% w.r.t total number of convertible securities of the same class	
1			0.00	0	#DIV/0!	0	#DIV/0!	0.00
2			0.00		#DIV/0!		#DIV/0!	
3			0.00		#DIV/0!		#DIV/0!	
4			0.00		#DIV/0!		#DIV/0!	
5			0.00		#DIV/0!		#DIV/0!	
6			0.00		#DIV/0!		#DIV/0!	
7			0.00		#DIV/0!		#DIV/0!	
8			0.00		#DIV/0!		#DIV/0!	
9			0.00		#DIV/0!		#DIV/0!	
10			0.00		#DIV/0!		#DIV/0!	
<b>TOTAL</b>		<b>0</b>	<b>0.00</b>	<b>0</b>	<b>#DIV/0!</b>	<b>0</b>	<b>#DIV/0!</b>	<b>0</b>

**TECHINDIA NIRMAN LIMITED**




**AUTHORISED SIGNATORY**



(I)(d) Statement showing details of locked-in shares

Sr. No.	Name of the shareholder	Number of locked-in shares	Locked-in shares as a percentage of total number of shares {i.e., Grand Total (A)+(B)+(C) indicated in Statement at para (I)(a) above}
1			0.00
2			0.00
3			0.00
4			0.00
5			0.00
6			0.00
7			0.00
8			0.00
9			0.00
<b>TOTAL</b>		<b>0</b>	<b>0.00</b>

**TECHINDIA NIRMAN LIMITED**




**AUTHORISED SIGNATORY**

(II)(a) Statement showing details of Depository Receipts (DRs)

Sr. No.	Type of outstanding DR (ADRs, GDRs, SDRs, etc.)	Number of outstanding DRs	Number of shares underlying outstanding DRs	Shares underlying outstanding DRs as a percentage of total number of shares {i.e., Grand Total (A)+(B)+(C) indicated in Statement at para (I)(a) above}
1				0.00
2				0.00
3				0.00
4				0.00
5				0.00
6				0.00
7				0.00
8				0.00
9				0.00
<b>TOTAL</b>		<b>0</b>	<b>0</b>	<b>0.00</b>

**TECHINDIA NIRMAN LIMITED**




**AUTHORISED SIGNATORY**



(II)(b) Statement showing holding of Depository Receipts (DRs), where underlying shares held by "promoter/promoter group" are in excess of 1% of the total number of shares

Sr. No.	Name of the DR Holder	Type of outstanding DR (ADRs, GDRs, SDRs, etc.)	Number of shares underlying outstanding DRs	Shares underlying outstanding DRs as a percentage of total number of shares {i.e., Grand Total (A)+(B)+(C) indicated in Statement at para (I)(a) above}
1				0.00
2				0.00
3				0.00
4				0.00
5				0.00
6				0.00
7				0.00
8				0.00
9				0.00
<b>TOTAL</b>			<b>0</b>	<b>0.00</b>

**TECHINDIA NIRMAN LIMITED**



**AUTHORISED SIGNATORY**